

US00D493048S1

(12) **United States Design Patent**
Moon et al.

(10) **Patent No.:** **US D493,048 S**
(45) **Date of Patent:** **** Jul. 20, 2004**

(54) **SOLID TRAY STACKABLE SHELVES**

(75) Inventors: **Brian Moon**, De Kalb, IL (US);
Torrence Anderson, Overland Park, KS
(US); **Robert Kopp**, Wheaton, IL (US)

(73) Assignee: **Suncast Corporation**, Batavia, IL (US)

(**) Term: **14 Years**

(21) Appl. No.: **29/194,086**

(22) Filed: **Nov. 19, 2003**

(51) **LOC (7) Cl.** **06-04**

(52) **U.S. Cl.** **D6/479**

(58) **Field of Search** D6/407, 477-479;
108/59, 91-93, 42, 49.1, 110, 134, 135,
147.13, 153, 182, 190, 186, 188, 157.13

(56) **References Cited**

U.S. PATENT DOCUMENTS

4,706,576 A * 11/1987 James 108/192
5,218,914 A * 6/1993 Dickinson 108/64
D383,624 S * 9/1997 Grosfillex D6/479
D385,132 S * 10/1997 Sagol D6/479
D386,019 S * 11/1997 Grosfillex D6/479

D389,345 S * 1/1998 Grosfillex D6/478
5,709,158 A * 1/1998 Wareheim 108/186
6,079,339 A * 6/2000 Houk et al. 108/186
6,202,867 B1 * 3/2001 Di Blasi et al. 211/188
D439,769 S * 4/2001 Prince et al. D6/479
D477,160 S * 7/2003 Grosfillex D6/479

* cited by examiner

Primary Examiner—Cathron Brooks

(74) *Attorney, Agent, or Firm*—McHale & Slavin, P.A.

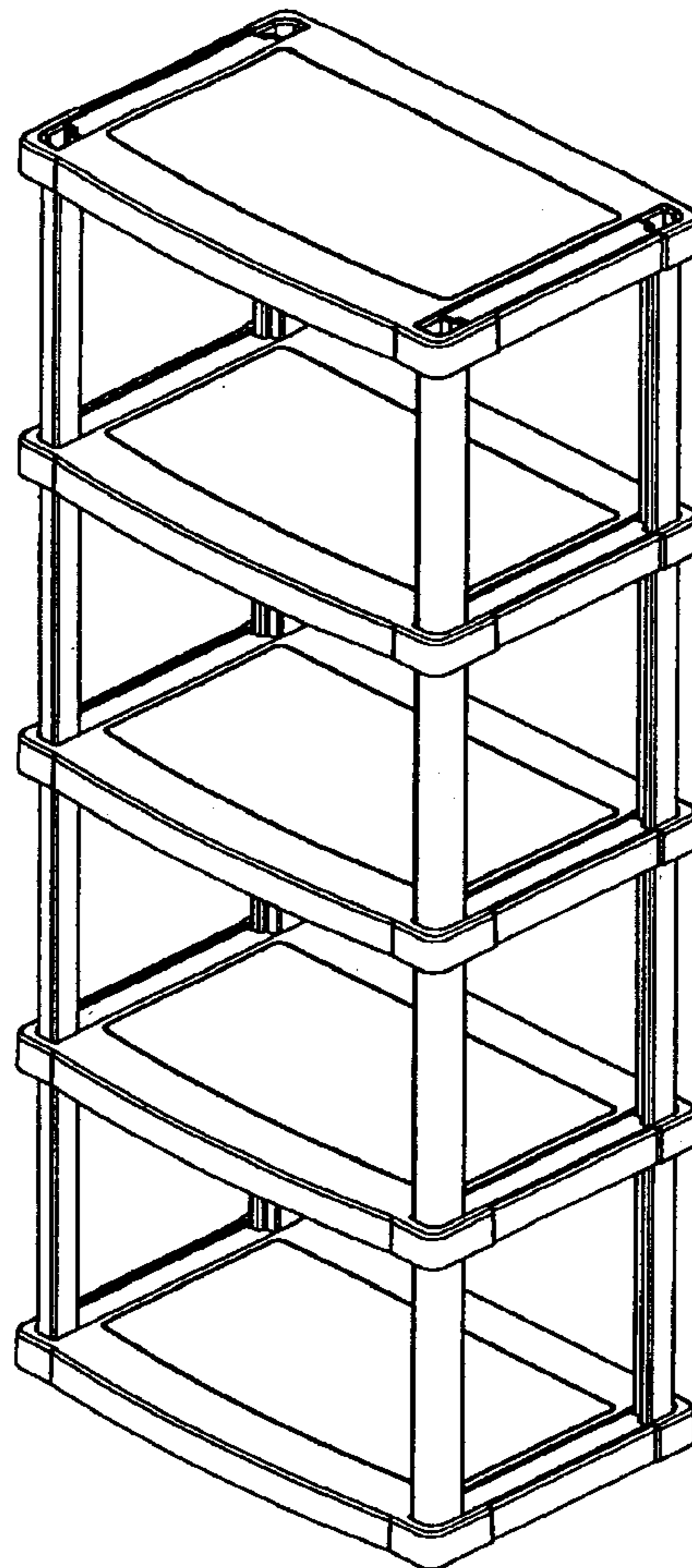
(57) **CLAIM**

The ornamental design for a solid tray stackable shelves, as shown and described.

DESCRIPTION

FIG. 1 is a front perspective view of the solid tray stackable shelves of the instant invention;
FIG. 2 is a rear perspective view thereof;
FIG. 3 is a front plane view thereof;
FIG. 4 is a right side elevation view thereof;
FIG. 5 is a left side elevation view thereof;
FIG. 6 is a rear plane view thereof;
FIG. 7 is a top view thereof; and,
FIG. 8 is a bottom view thereof.

1 Claim, 7 Drawing Sheets



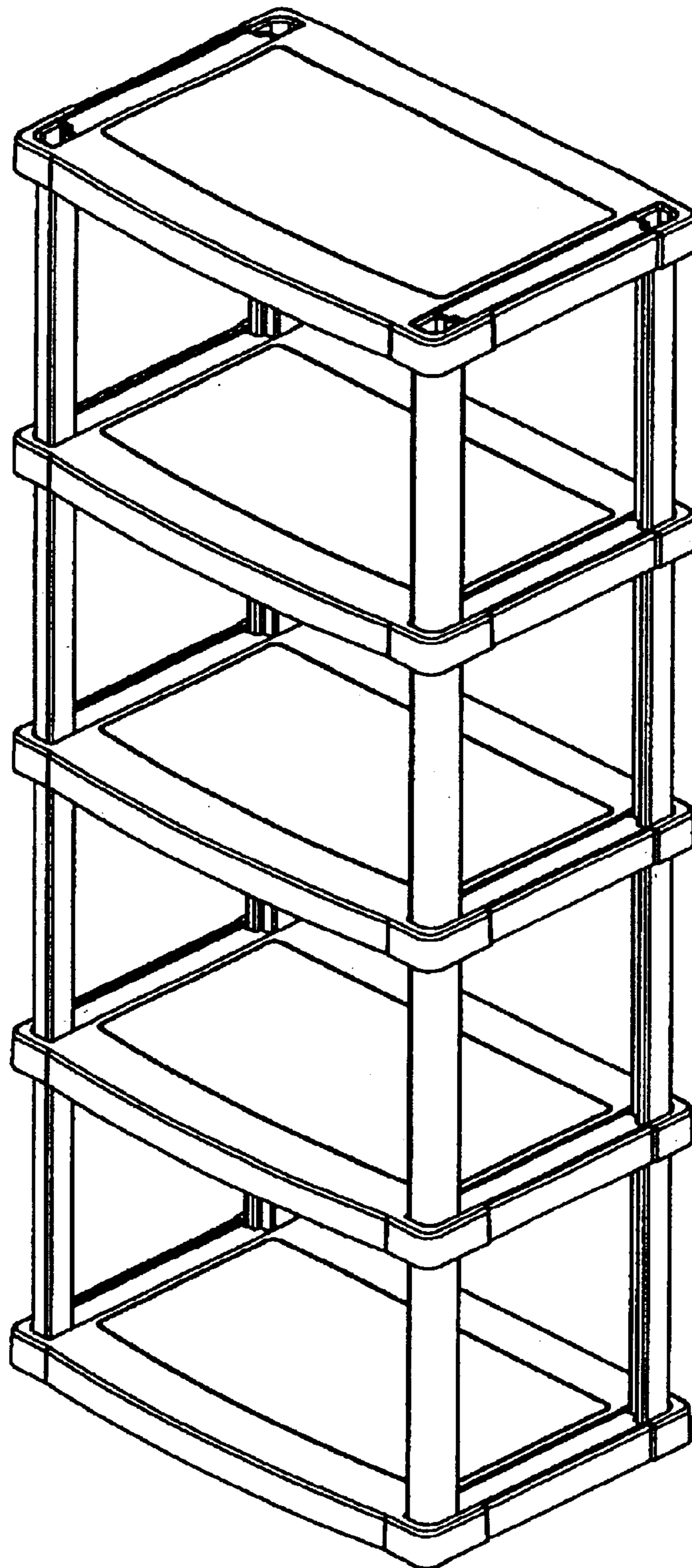


FIGURE 1

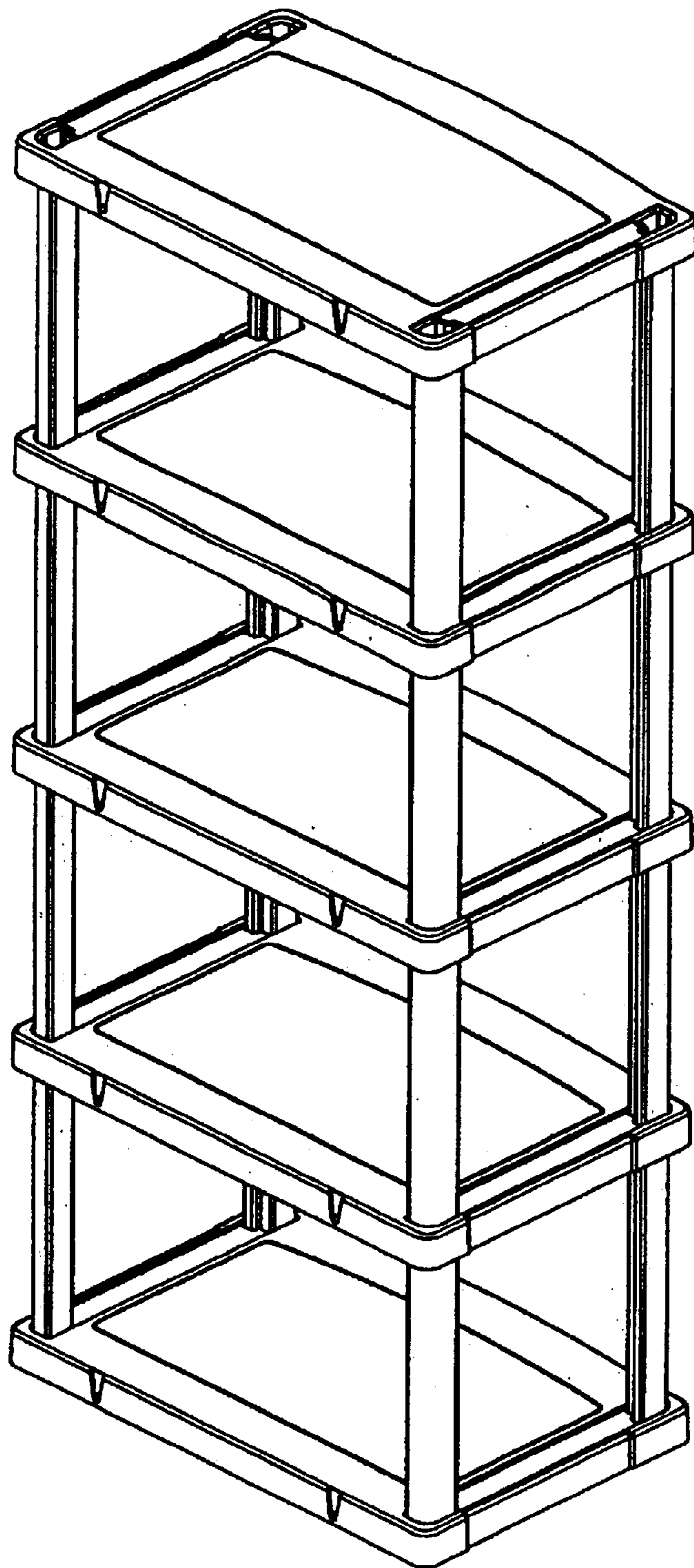


FIGURE 2




FIGURE 3

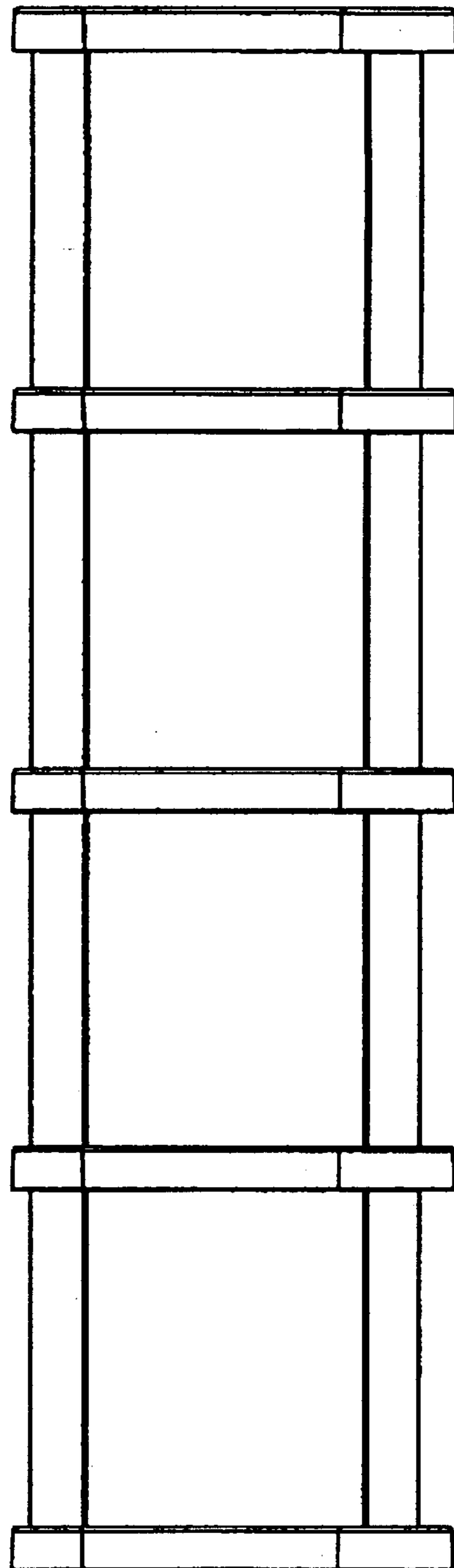


FIGURE 4




FIGURE 5

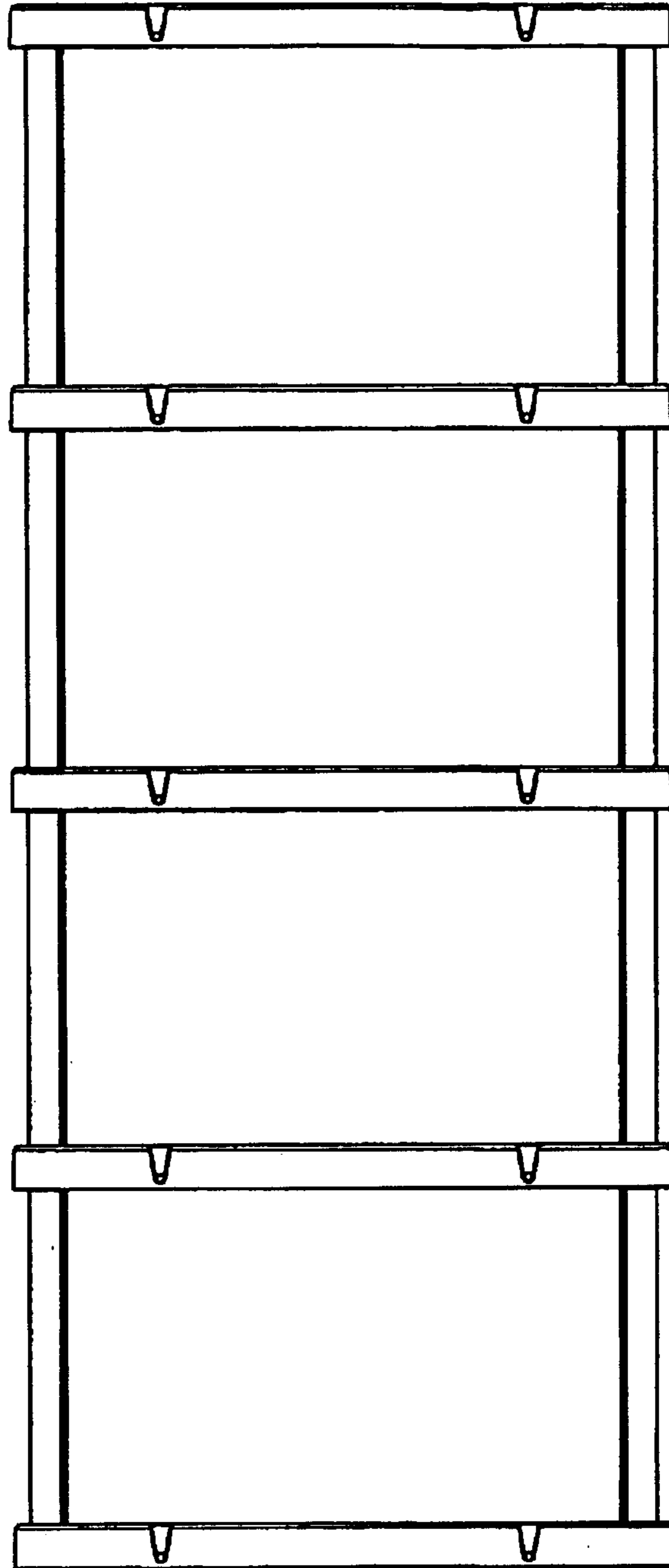


FIGURE 6




FIGURE 7

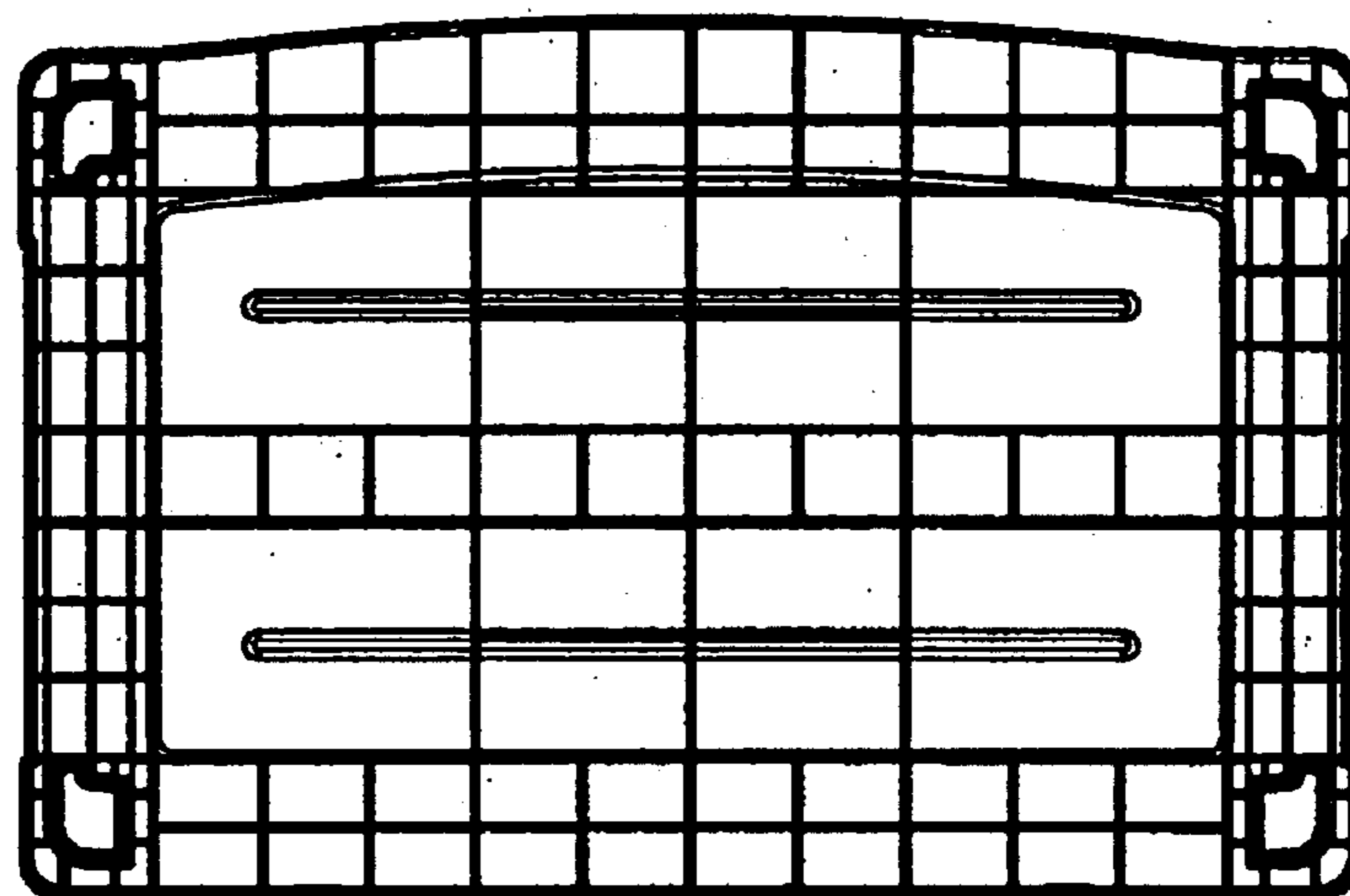


FIGURE 8