

US00D493032S1

(12) **United States Design Patent**  
**Eck et al.**

(10) **Patent No.:** **US D493,032 S**  
(45) **Date of Patent:** **\*\* Jul. 20, 2004**

(54) **CROCHET AND CUTTING DEVICE COMBINATION**

4,047,397 A \* 9/1977 Laliberte ..... 66/118  
D270,783 S \* 10/1983 Okada ..... D3/28  
D414,328 S \* 9/1999 Shotton et al. .... D3/28

(76) Inventors: **Tina M. Eck**, 2714 SW. 37th St., Cape Coral, FL (US) 33914; **August V. Eck**, 2714 SW. 37th St., Cape Coral, FL (US) 33914

\* cited by examiner

*Primary Examiner*—Louis S. Zarfes  
*Assistant Examiner*—Robert A. Delehanty

(\*\*) Term: **14 Years**

(57) **CLAIM**

(21) Appl. No.: **29/176,121**

The ornamental design for a crochet and cutting device combination, as shown and described.

(22) Filed: **Feb. 19, 2003**

**DESCRIPTION**

(51) **LOC (7) Cl.** ..... **02-07**

FIG. 1 is a side elevated view of a crochet and cutting device combination showing my new design.

(52) **U.S. Cl.** ..... **D3/28**

FIG. 2 is a front elevated view of the crochet and cutting device combination.

(58) **Field of Search** ..... D3/18, 28; D24/112–114, D24/130; D9/303; D15/78; 112/1, 80.3, 116, 169; 223/102; 606/222–224; 66/116–118

FIG. 3 is a rear elevated view of the crochet and cutting device combination; and,

(56) **References Cited**

FIG. 4 is an enlarged bottom plan view of the crochet and cutting device combination.

**U.S. PATENT DOCUMENTS**

2,635,444 A \* 4/1953 Carlson ..... 66/118

**1 Claim, 1 Drawing Sheet**






FIG. 1




FIG. 2

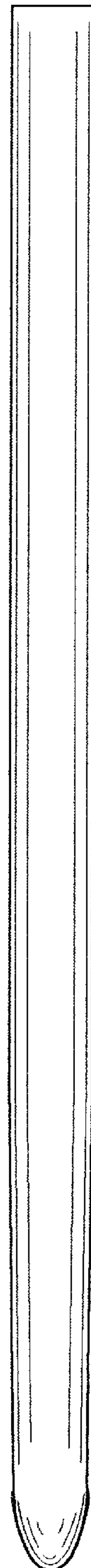


FIG. 3

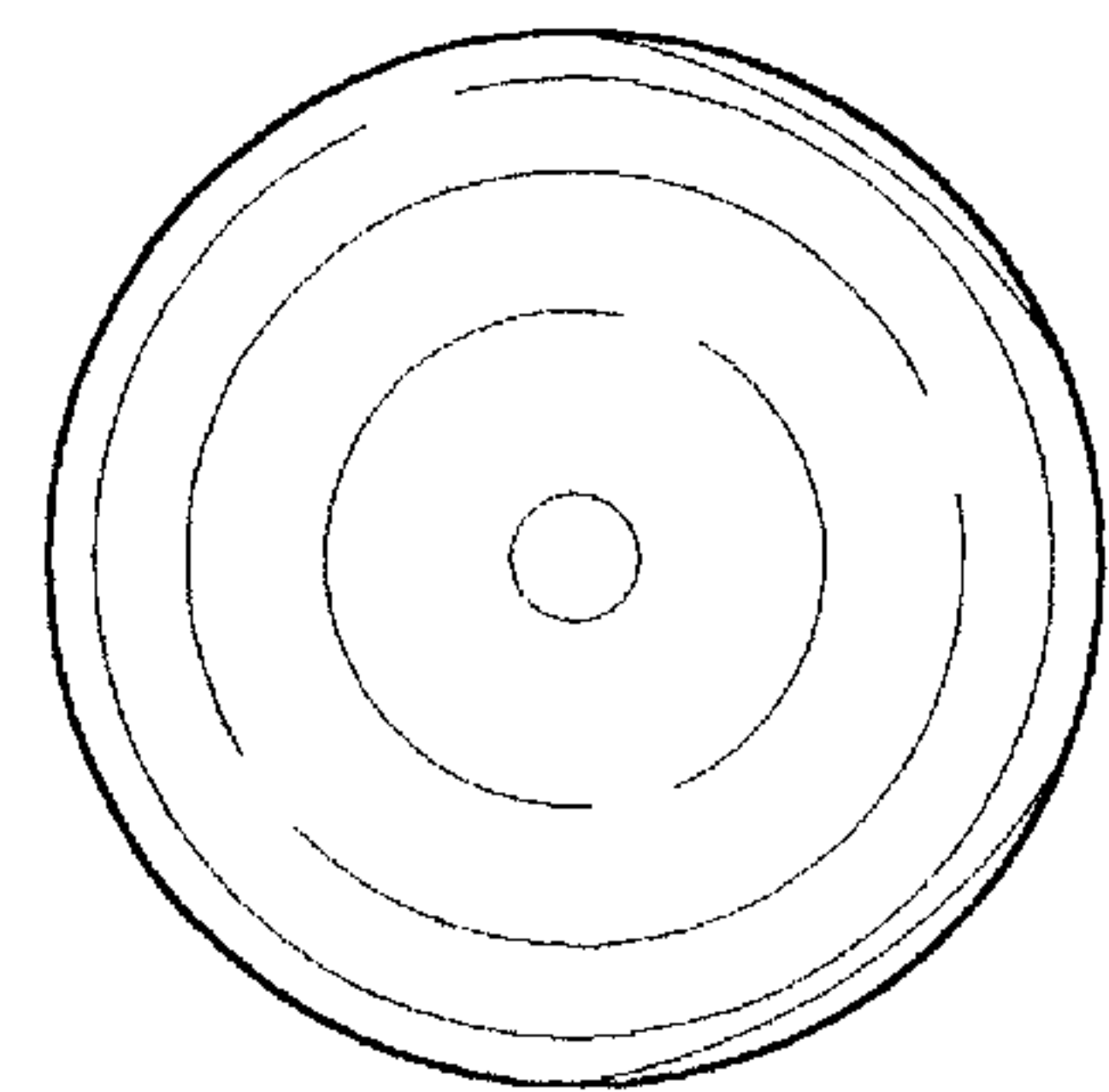


FIG. 4