



US00D493019S1

(12) **United States Design Patent**
Lovegrove et al.

(10) **Patent No.:** **US D493,019 S**
(45) **Date of Patent:** **** Jul. 13, 2004**

(54) **CART**

D445,229 S * 7/2001 Stravitz et al. D34/17
D452,357 S * 12/2001 Stravitz et al. D34/19

(75) Inventors: **Ross Lovegrove**, London (GB);
Sebastian Liedtke, London (GB)

* cited by examiner

(73) Assignee: **Knoll, Inc.**, East Greenville, PA (US)

Primary Examiner—Kay H. Chin
(74) *Attorney, Agent, or Firm*—Buchanan Ingersoll, P.C.

(**) Term: **14 Years**

(57) **CLAIM**

(21) Appl. No.: **29/161,836**

The ornamental design for a cart, as shown and described.

(22) Filed: **Jun. 5, 2002**

DESCRIPTION

(51) **LOC (7) Cl.** **12-02**

FIG. 1 is a perspective view of a cart showing our new design;

(52) **U.S. Cl.** **D34/17; D34/19**

FIG. 2 is a front elevational view thereof;

(58) **Field of Search** D34/12-27; 280/47.19,

FIG. 3 is a rear elevational view thereof;

280/47.24, 47.27, 47.29, 79.11, 79.3, 47.34,

FIG. 4 is a right side elevational view thereof;

47.35, 638, 639, 651

FIG. 5 is a left side elevational view thereof;

(56) **References Cited**

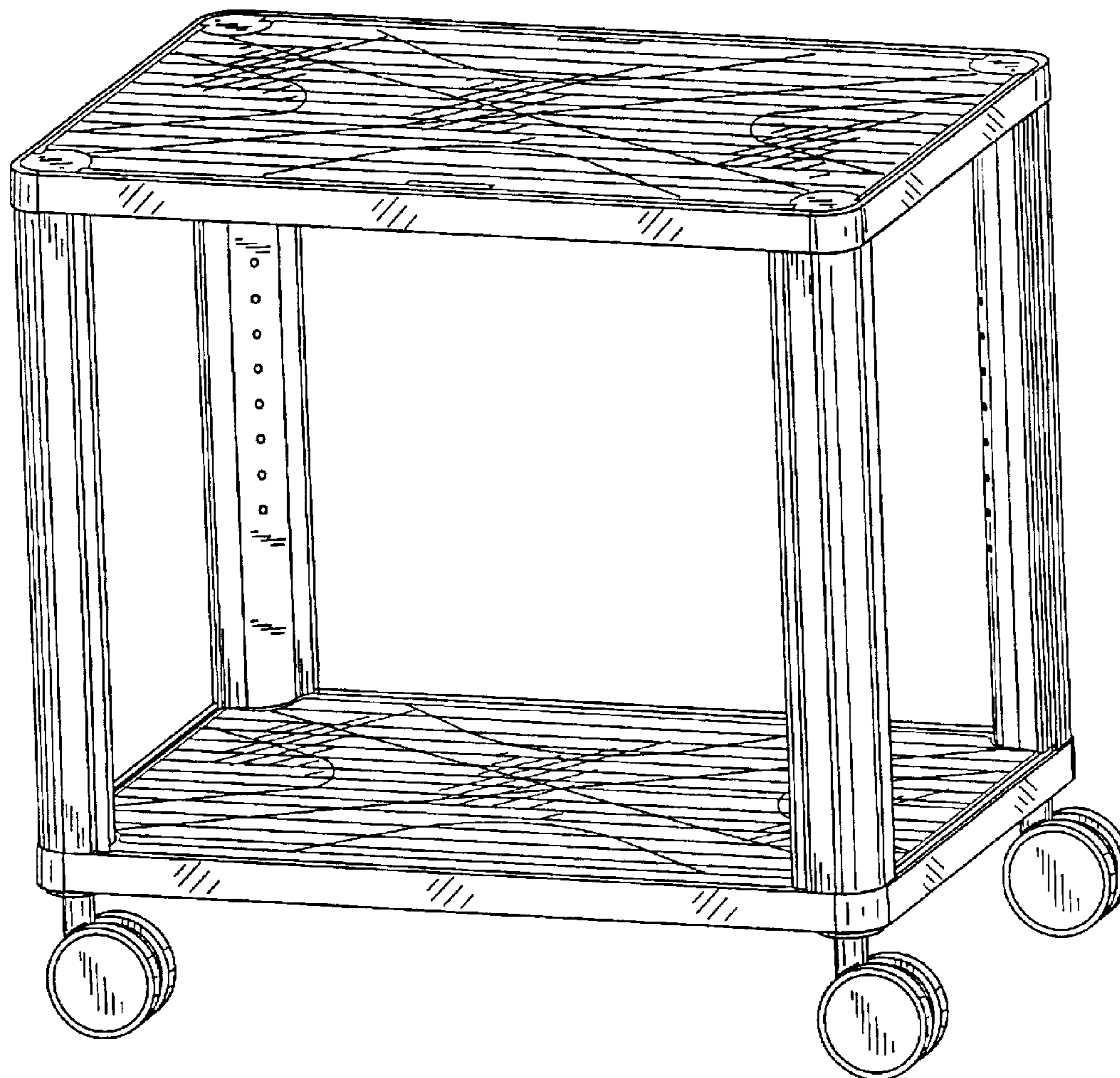
FIG. 6 is a top plan view thereof; and,

FIG. 7 is a bottom plan view thereof.

U.S. PATENT DOCUMENTS

D357,781 S 4/1995 Crinion

1 Claim, 7 Drawing Sheets



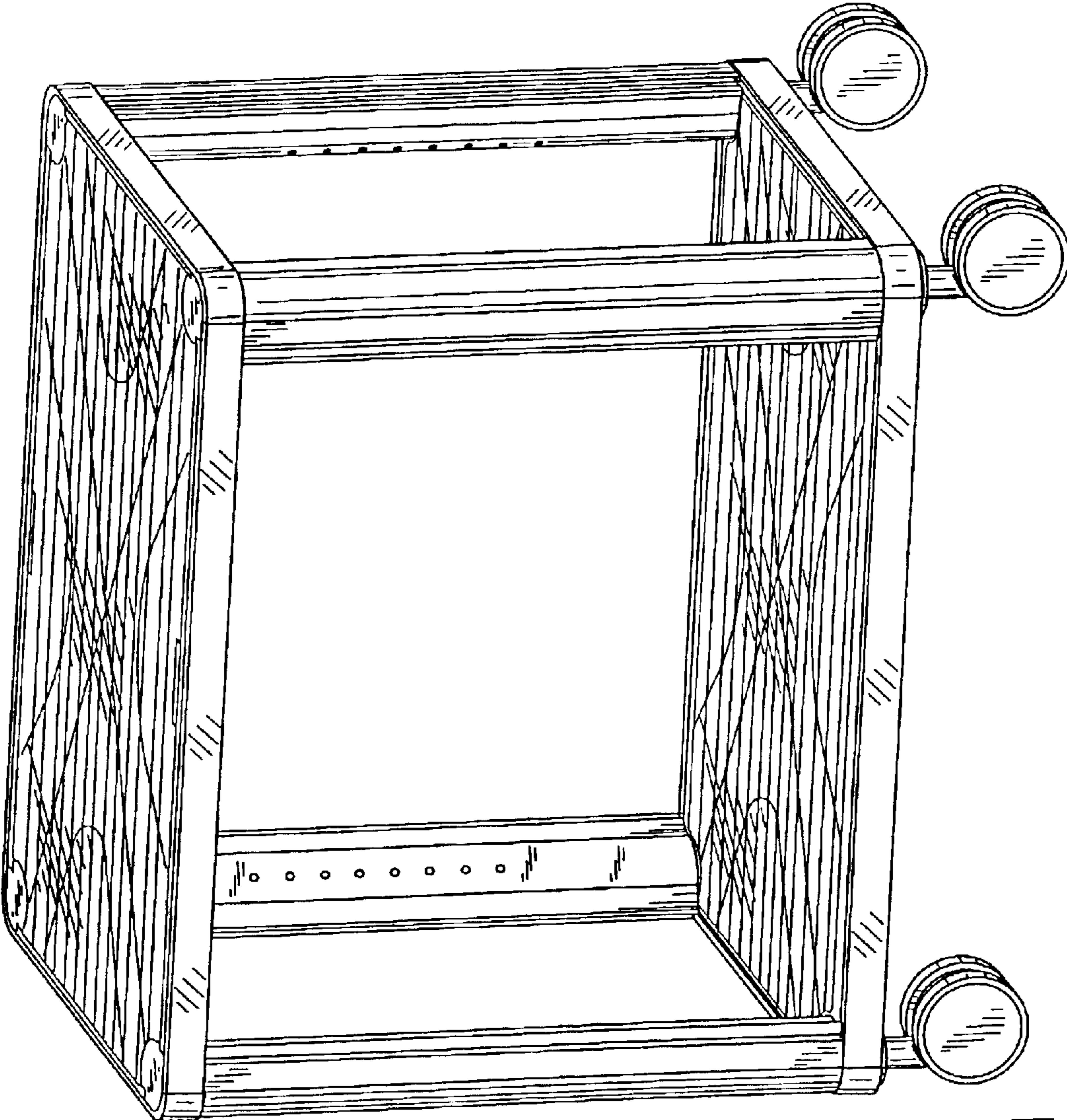


FIG. 1




FIG. 2




FIG. 3




FIG. 4




FIG. 5

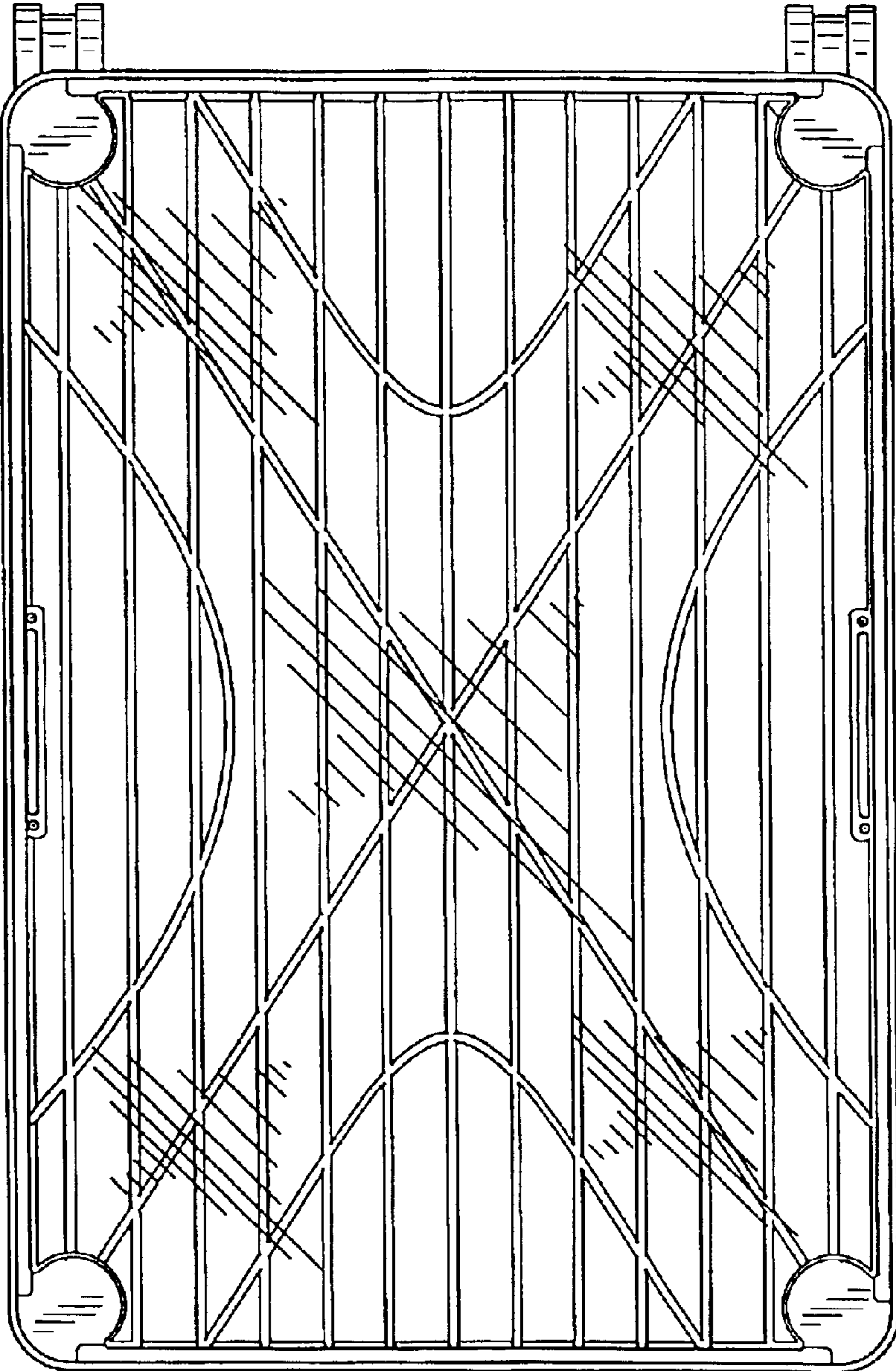


FIG. 6




FIG. 7