



US00D493017S1

(12) **United States Design Patent**  
**Ito**

(10) **Patent No.:** **US D493,017 S**  
(45) **Date of Patent:** **\*\* Jul. 13, 2004**

(54) **BLOWER**

D431,697 S \* 10/2000 Hayakawa et al. .... D32/15

(75) Inventor: **Jun Ito**, Saitama (JP)

**OTHER PUBLICATIONS**

(73) Assignee: **Honda Giken Kogyo Kabushiki Kaisha**, Tokyo (JP)

Bosch Programme 1999/2000, item GBL 500.\*

(\*\*) Term: **14 Years**

\* cited by examiner

(21) Appl. No.: **29/176,330**

*Primary Examiner*—Louis S. Zarfes

*Assistant Examiner*—Robert A Delehanty

(22) Filed: **Feb. 24, 2003**

(74) *Attorney, Agent, or Firm*—Westerman, Hattori, Daniels & Adrian, LLP

(30) **Foreign Application Priority Data**

(57) **CLAIM**

Aug. 26, 2002 (JP) ..... 2002-022659

The ornamental design for, blower, as shown and described.

(51) **LOC (7) Cl.** ..... **15-01**

**DESCRIPTION**

(52) **U.S. Cl.** ..... **D32/15**

FIG. 1 is a front elevation view of blower, showing our new design;

(58) **Field of Search** ..... D32/1, 4, 15, 17,  
D32/25, 32; 15/344, 345, 300.1, 303, 315,  
321, 415.1, 420, 422; 34/541, 585, 638;  
239/556, 566, 568, DIG. 19, DIG. 21

FIG. 2 is a rear elevation view thereof;

FIG. 3 is a top plan view thereof;

FIG. 4 is a right side elevation view thereof;

FIG. 5 is a left side elevation view thereof;

FIG. 6 is a front right of perspective view thereof;

FIG. 7 is a front left of perspective view thereof; and,

FIG. 8 is a rear right of perspective view thereof.

(56) **References Cited**


**U.S. PATENT DOCUMENTS**

D297,274 S \* 8/1988 Komiya et al. .... D32/15  
5,926,910 A \* 7/1999 Nishimura et al. .... 15/415.1

**1 Claim, 8 Drawing Sheets**



**FIG. 1**



**FIG. 2**




FIG. 3




FIG. 4





FIG. 5

FIG. 6



FIG. 7







FIG. 8