

US00D493013S1

(12) **United States Design Patent**  
**Stachowski**

(10) **Patent No.:** **US D493,013 S**  
(45) **Date of Patent:** **\*\* Jul. 13, 2004**

(54) **MULTI-LAYERED HAIRCLIP DEVICE**

(76) **Inventor:** **Barbara Stachowski**, P.O. Box 2291,  
Orinda, CA (US) 94563

(\*\*) **Term:** **14 Years**

(21) **Appl. No.:** **29/175,470**

(22) **Filed:** **Feb. 4, 2003**

**Related U.S. Application Data**

(63) Continuation-in-part of application No. 09/835,051, filed on  
Apr. 13, 2001.

(51) **LOC (7) Cl.** ..... **28-03**

(52) **U.S. Cl.** ..... **D28/42**

(58) **Field of Search** ..... D28/39-43, 23,  
D28/28, 27, 32, 33, 35, 38; 132/273-284,  
133, 144, 126

(56) **References Cited**

**U.S. PATENT DOCUMENTS**

D4,088 S	*	5/1870	Humphrey	.....	D28/35
555,140 A		2/1896	Werman et al.		
1,437,334 A	*	11/1922	Battersby	.....	132/260
1,447,998 A	*	3/1923	Popin	.....	132/256
1,496,329 A	*	6/1924	Stumph	.....	132/260
1,721,837 A		7/1929	Schurger		
1,813,423 A	*	7/1931	Richard	.....	132/145
2,496,810 A		2/1950	Nerrie	.....	35/71
2,630,811 A	*	3/1953	Green, Jr.	.....	132/145
3,590,830 A		7/1971	Hannum	.....	132/48 R
3,595,249 A		7/1971	Solomon	.....	132/48 R
3,860,014 A		1/1975	Clifton	.....	132/46 R
5,109,878 A	*	5/1992	Kuo-Hua	.....	132/279

5,154,196 A		10/1992	Moffat	.....	132/278
5,172,534 A		12/1992	Milner et al.	.....	52/593
5,284,167 A	*	2/1994	Gill	.....	132/200
5,365,955 A	*	11/1994	Desgroux et al.	.....	132/279
5,544,666 A		8/1996	Schach	.....	132/273
5,642,740 A		7/1997	Chen	.....	132/277
5,666,982 A	*	9/1997	Pignon	.....	132/279
5,833,335 A		11/1998	Voughlohn	.....	132/273
5,862,814 A		1/1999	Janik et al.	.....	132/275
6,003,522 A		12/1999	Schach	.....	132/279
6,098,636 A		8/2000	Curtiss et al.	.....	132/277
6,102,049 A		8/2000	Chang	.....	132/273

**FOREIGN PATENT DOCUMENTS**

FR 40.381 6/1931 ..... 16/3

\* cited by examiner

*Primary Examiner*—Lucy Lieberman

(74) *Attorney, Agent, or Firm*—Haverstock & Owens LLP

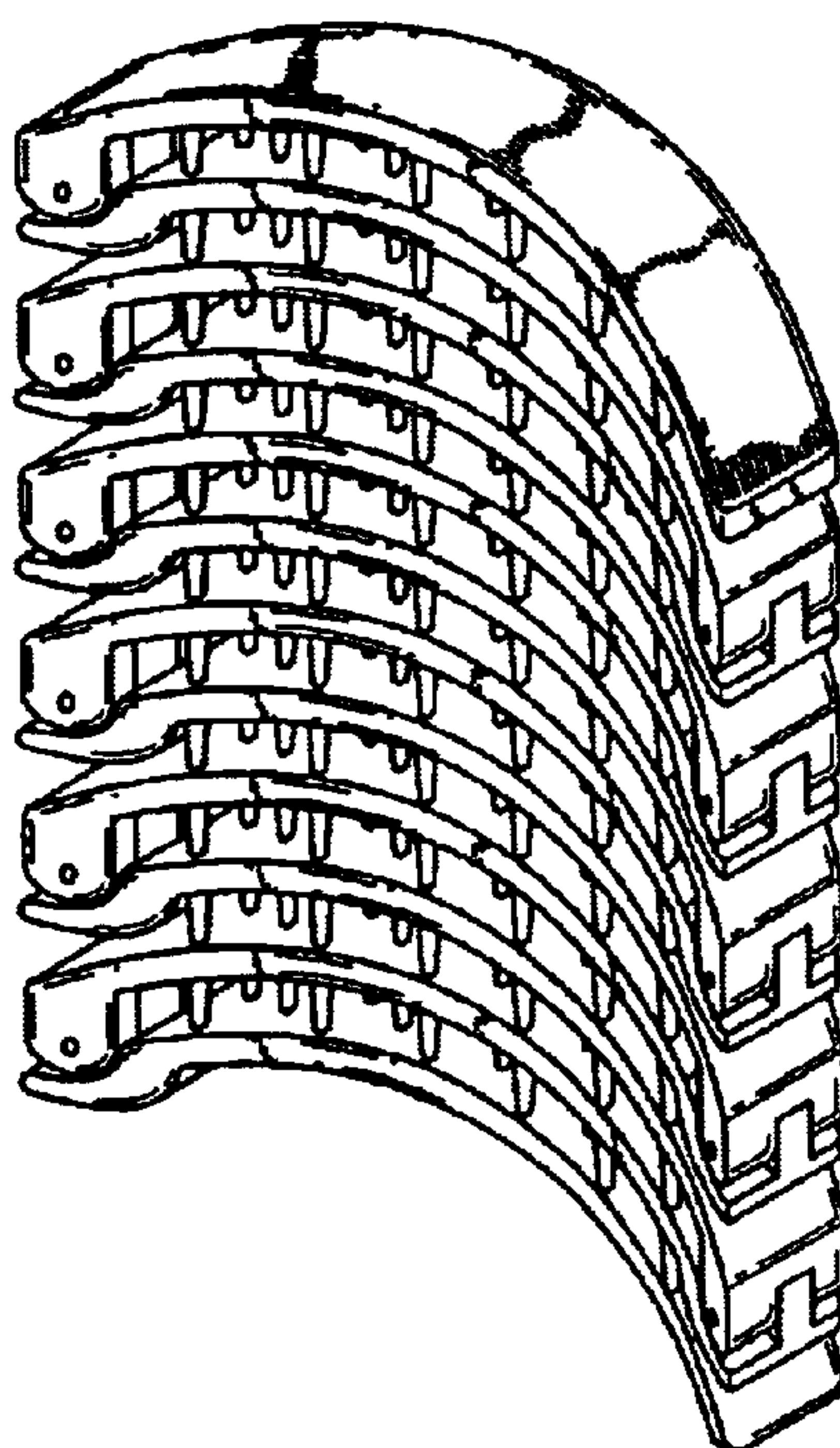
(57) **CLAIM**

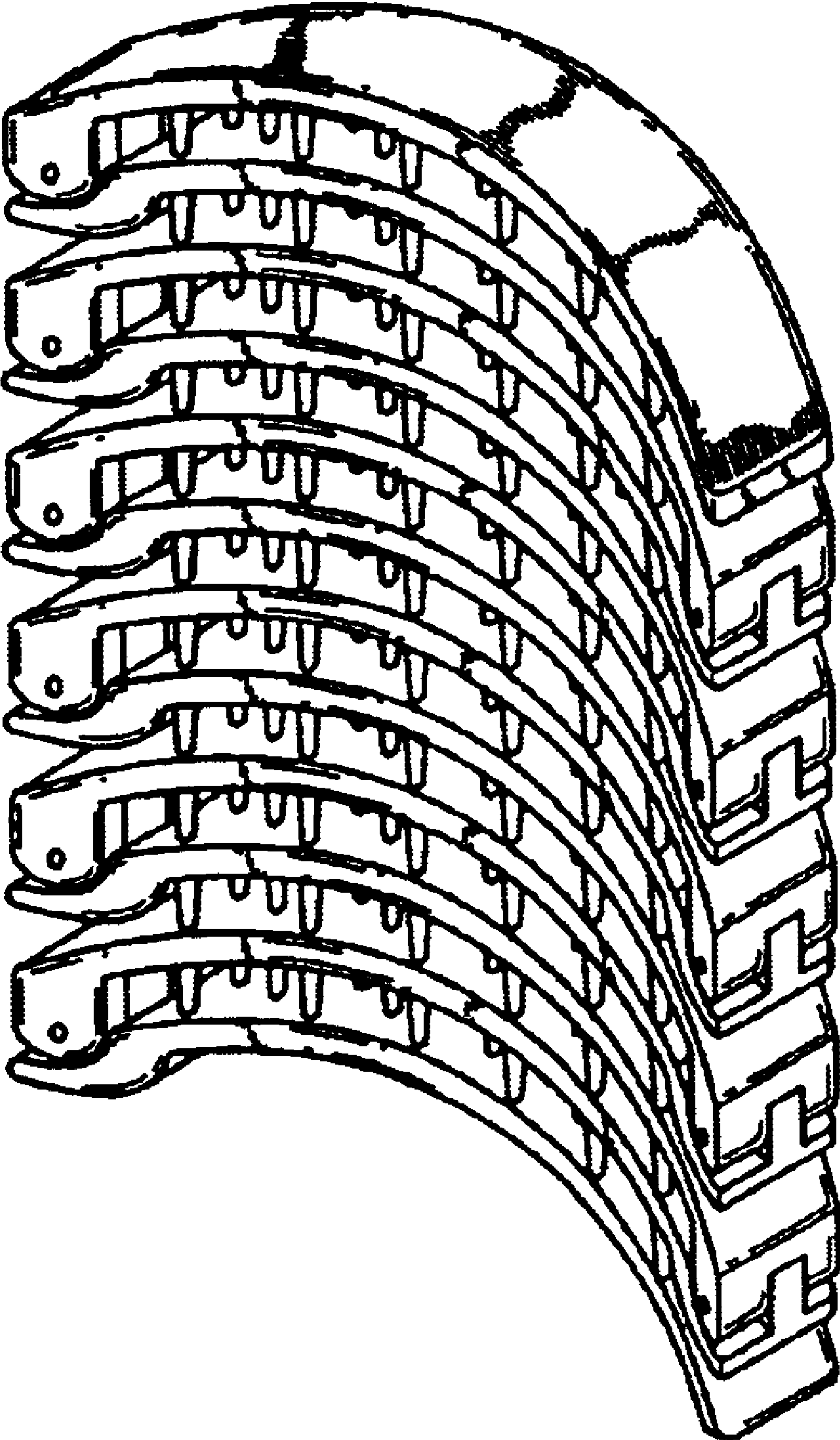
I claim the ornamental design for a multi-layered hairclip device, as shown and described.

**DESCRIPTION**

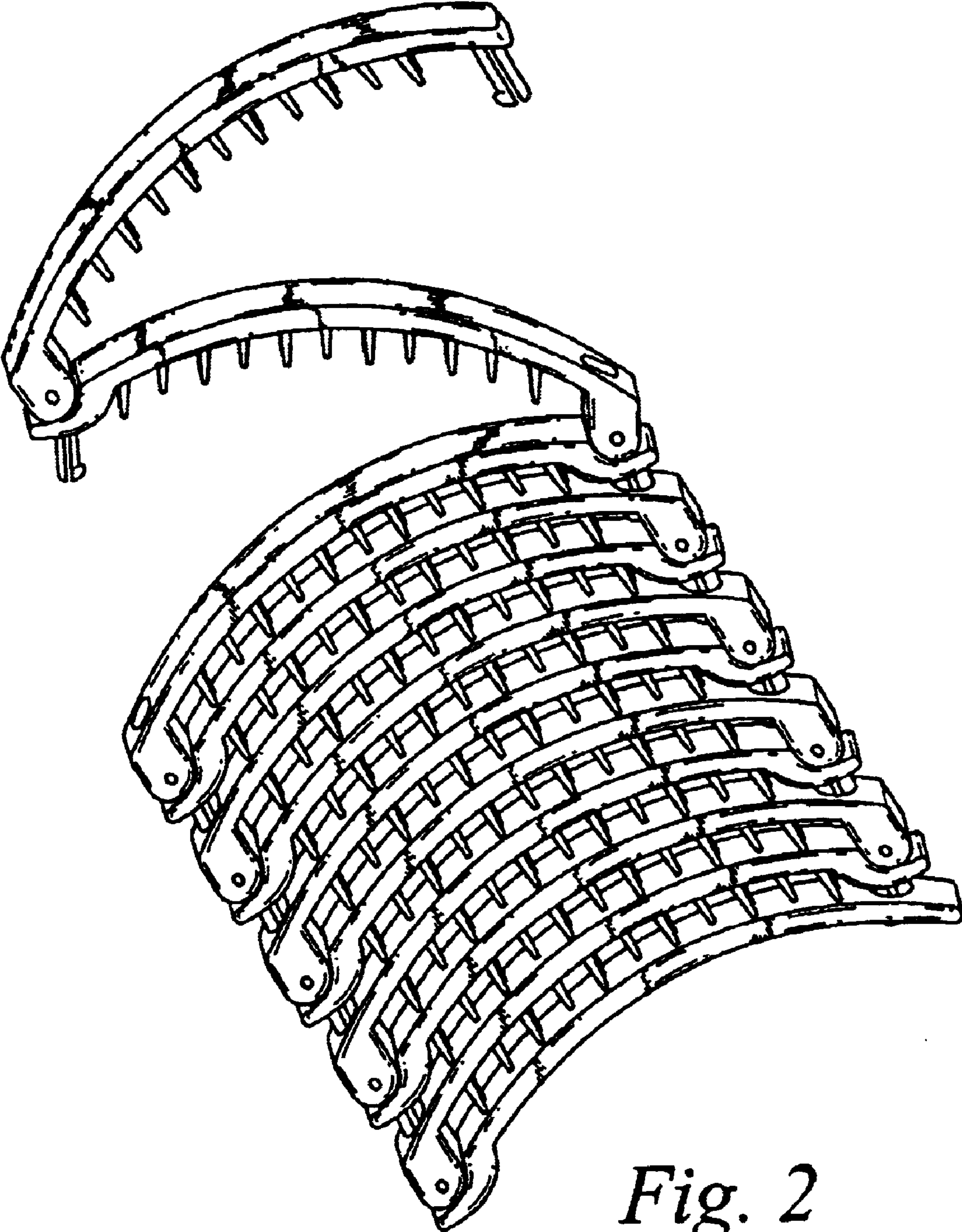
FIG. 1 illustrates a perspective view of a multi-layered hairclip device closed;  
FIG. 2 illustrates a perspective and partially opened view thereof;  
FIG. 3 is a right side and front perspective view thereof;  
FIG. 4 is a front elevation thereof;  
FIG. 5 is a top plan view thereof; and,  
FIG. 6 is a bottom plan view thereof.

**1 Claim, 4 Drawing Sheets**



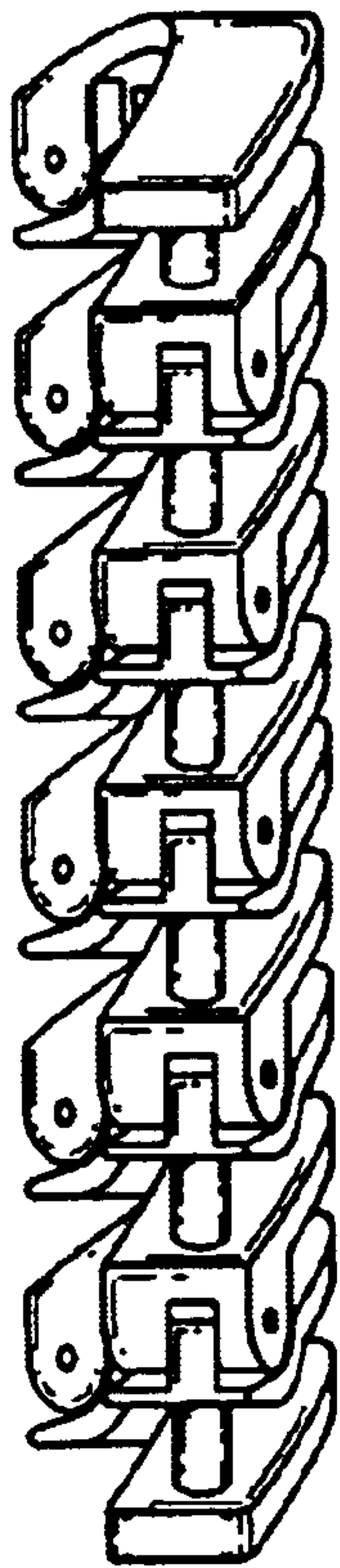


*Fig. 1*




*Fig. 2*






*Fig. 3*



*Fig. 4*



*Fig. 5*



*Fig. 6*