

US00D492984S1

(12) **United States Design Patent**
Kitamura

(10) **Patent No.: US D492,984 S**

(45) **Date of Patent: ** *Jul. 13, 2004**

(54) **TOILET SEAT FOR AIDING IN THE DISPOSAL OF PET WASTES**

(76) Inventor: **Mieko Kitamura**, 2-2-10-2602
Tsukuda, Chuo-ku, Tokyo 104 (JP)

(*) Notice: This patent is subject to a terminal disclaimer.

(**) Term: **14 Years**

(21) Appl. No.: **29/067,782**

(22) Filed: **Mar. 11, 1997**

(30) **Foreign Application Priority Data**

Sep. 12, 1996 (JP) 8-27029

(51) **LOC (7) Cl. 23-02**

(52) **U.S. Cl. D23/311**

(58) **Field of Search** D23/296-298,
D23/311-312; 4/444, 447, 483, 485-486,
234-235, 237-239, 902, DIG. 6, DIG. 8;
5/604; 119/162

(56) **References Cited**

U.S. PATENT DOCUMENTS

- 1,739,001 A * 12/1929 Jestus 4/235
- 1,881,681 A * 10/1932 Klumpp 4/237
- 2,584,141 A * 2/1952 Liebling 4/234
- 2,693,602 A * 11/1954 Thien et al. 4/235
- D195,397 S * 6/1963 Whitehorn D23/312

- 3,656,457 A * 4/1972 Houston 119/162
- 3,688,742 A * 9/1972 McGee 119/162
- 3,757,738 A * 9/1973 Hall 119/162
- D260,425 S * 8/1981 Maciukiewicz D23/311
- 4,677,700 A * 7/1987 Su 5/604
- 5,103,772 A * 4/1992 Schmid 119/162
- D355,959 S * 2/1995 Kaiser D23/311
- D356,860 S * 3/1995 Bosje D23/311
- 6,263,521 B1 * 7/2001 Pi 4/483 X

* cited by examiner

Primary Examiner—Louis S. Zarfaz

Assistant Examiner—Robert A. Delehanty

(74) *Attorney, Agent, or Firm*—Clifford Chance US LLP

(57) **CLAIM**

The ornamental design for the toilet seat for aiding in the disposal of pet wastes, as shown and described.

DESCRIPTION

FIG. 1 is a front elevation view of a toilet seat for aiding the disposal of pet waste showing my new design; FIG. 2 is a rear elevation view thereof; FIG. 3 is a top plan view thereof; FIG. 4 is a bottom plan view thereof; FIG. 5 is a left side elevation view thereof; and, FIG. 6 is a right side elevation view thereof.

The characteristic feature of the design resides in a top surface that has an engraved pattern of grooves so as to prevent pets from slipping.

1 Claim, 1 Drawing Sheet

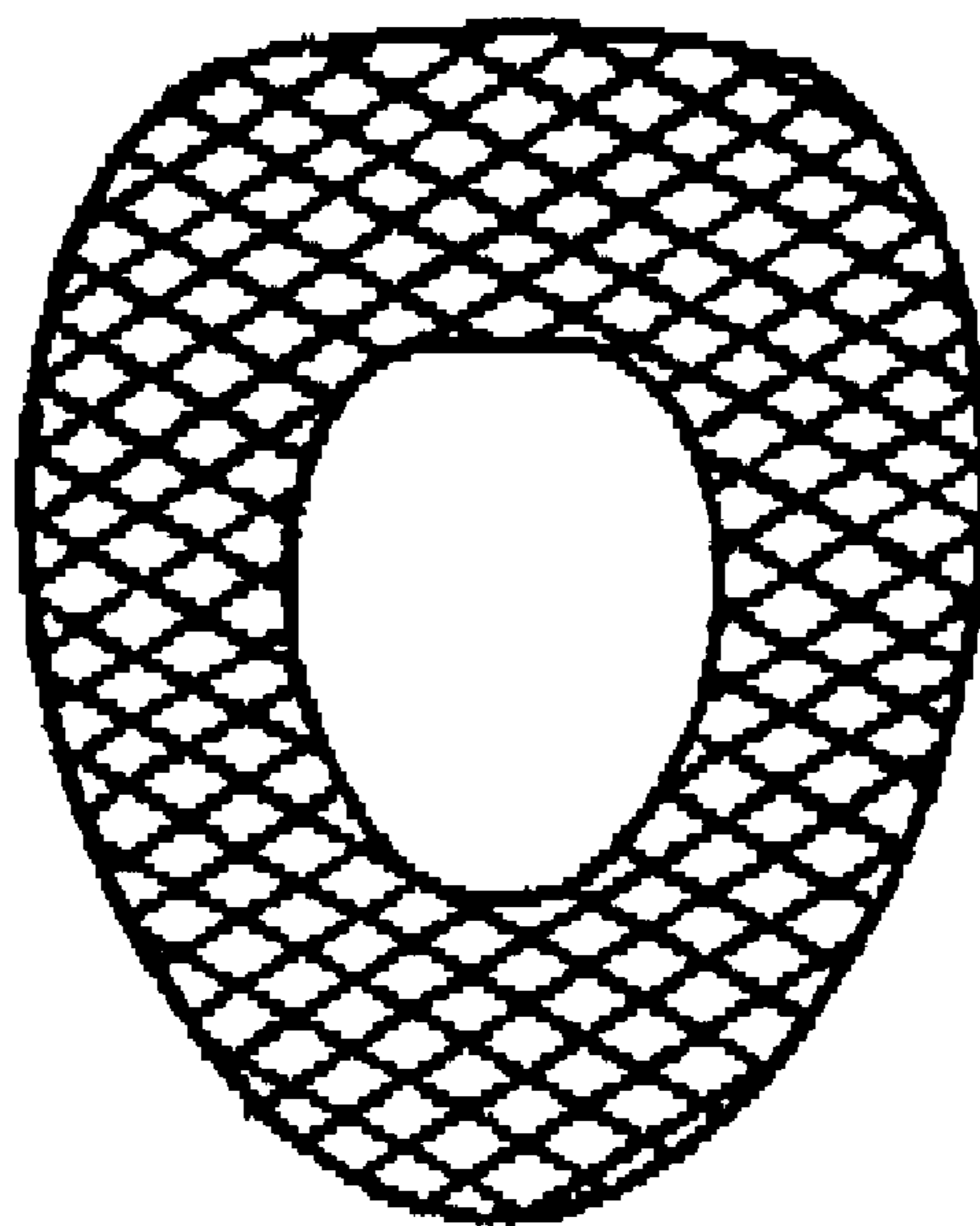




FIG. 1



FIG. 2

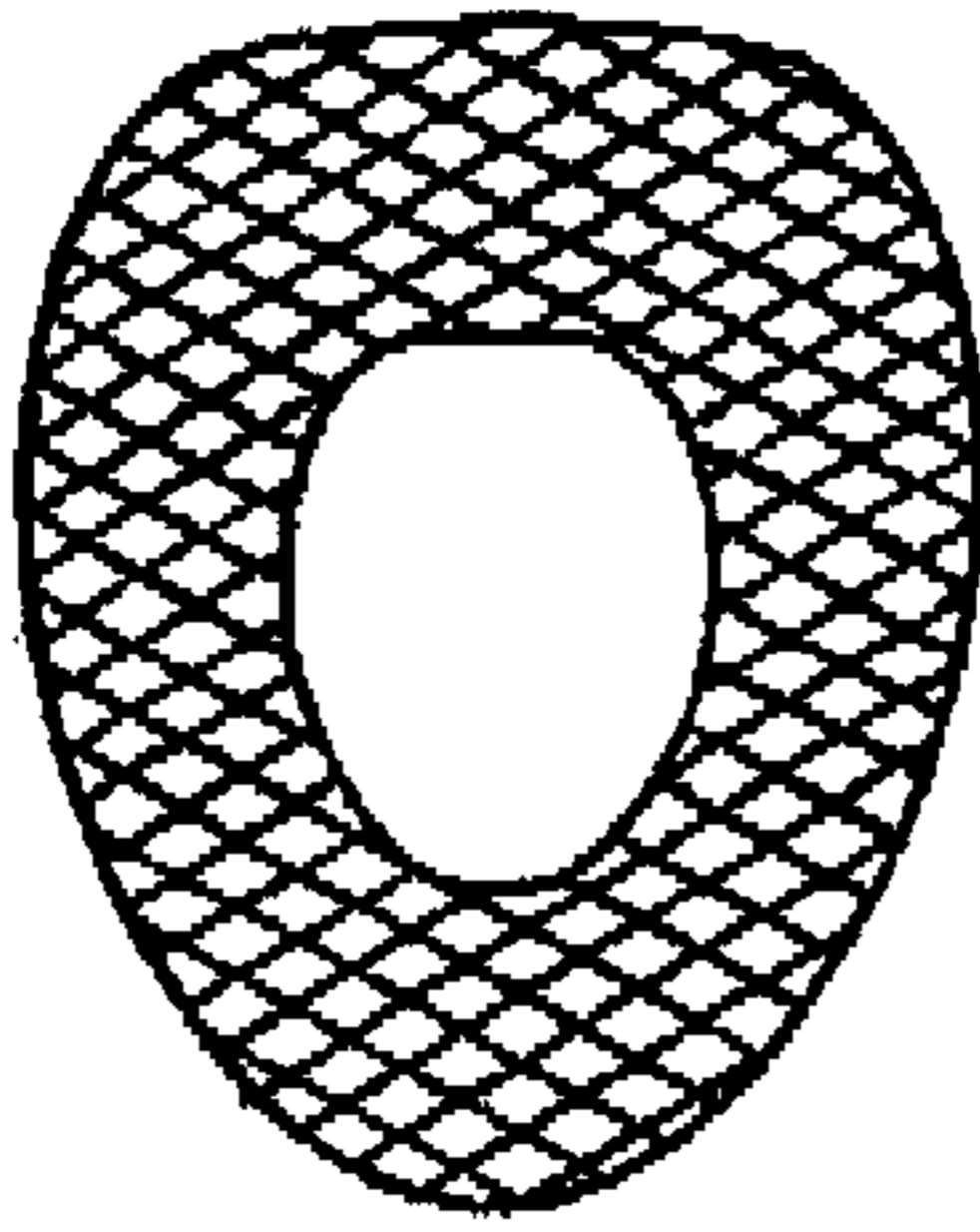


FIG. 3

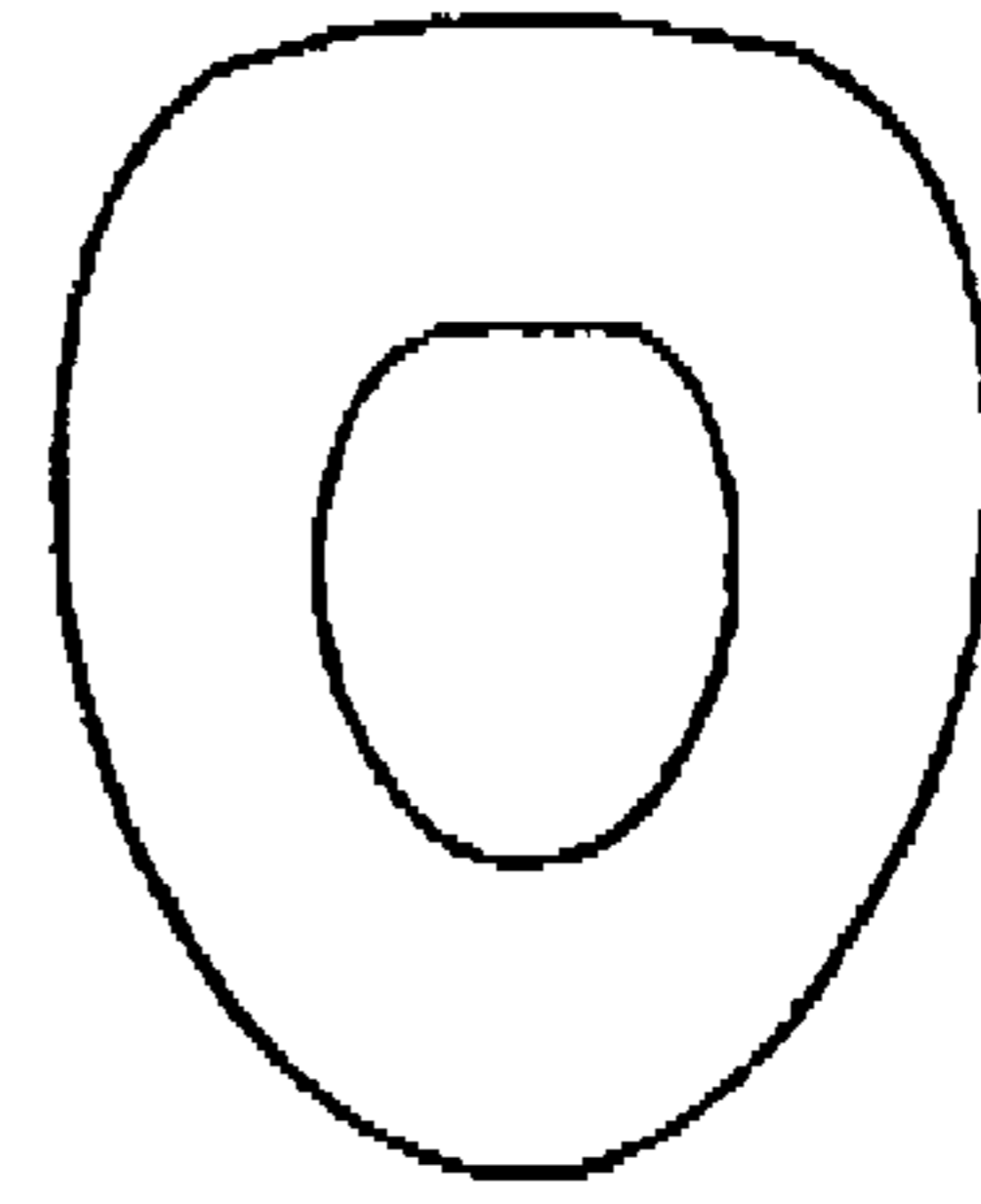


FIG. 4



FIG. 5



FIG. 6