

US00D492975S1

(12) **United States Design Patent**  
**Wilson**

(10) **Patent No.: US D492,975 S**

(45) **Date of Patent: \*\* \*Jul. 13, 2004**

(54) **SKATEBOARD**

(76) **Inventor: Richard Wilson**, 9921 Carmel  
Mountain Rd., San Diego, CA (US)  
92129

D326,701 S \* 6/1992 DelBosque et al. .... D21/765  
5,119,277 A \* 6/1992 Copley et al. .... 280/87.042  
D399,902 S \* 10/1998 Lee ..... D21/765  
6,059,307 A \* 5/2000 Western ..... 280/87.042  
6,293,571 B1 \* 9/2001 Wen ..... 280/87.042

(\* ) **Notice:** This patent is subject to a terminal dis-  
claimer.

\* cited by examiner

(\*\* ) **Term: 14 Years**

*Primary Examiner*—Raphael Barkai

(74) *Attorney, Agent, or Firm*—John J. Murphey

(21) **Appl. No.: 29/156,307**

(57) **CLAIM**

(22) **Filed: Feb. 25, 2002**

The ornamental design for a skateboard, as shown.

(51) **LOC (7) Cl.** ..... **21-02**

**DESCRIPTION**

(52) **U.S. Cl.** ..... **D21/765**

(58) **Field of Search** ..... D21/419-435,  
D21/760, 763, 765, 771; 280/11.19, 11.2,  
11.22, 11.26, 11.27, 87.041, 87.042, 87.043,  
843, 87.01

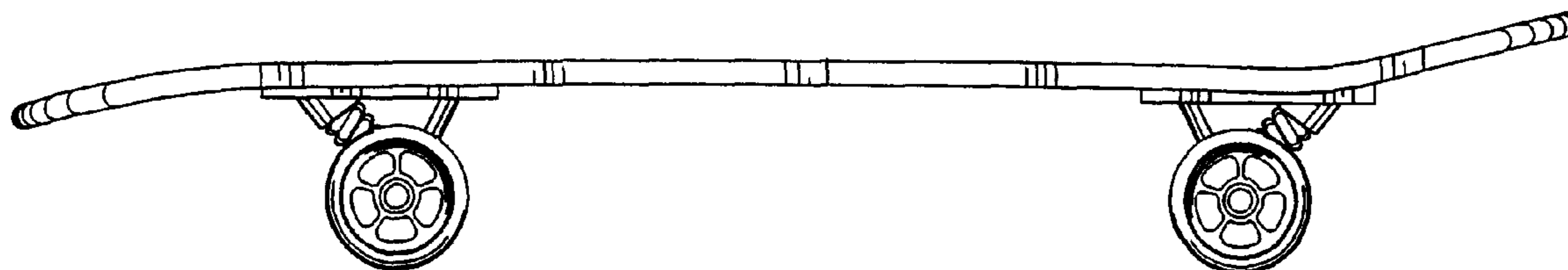
FIG. 1 is a left side view of the skateboard showing my new design with the right side view being a mirror image thereof; FIG. 2 is a top plan view thereof; FIG. 3 is an end view taken along lines A—A in FIG. 2; FIG. 4 is a front left perspective view of my new design; and, FIG. 5 is a bottom plan view of my design.

(56) **References Cited**

**U.S. PATENT DOCUMENTS**

4,134,599 A \* 1/1979 DiMille et al. .... 280/87.01

**1 Claim, 2 Drawing Sheets**



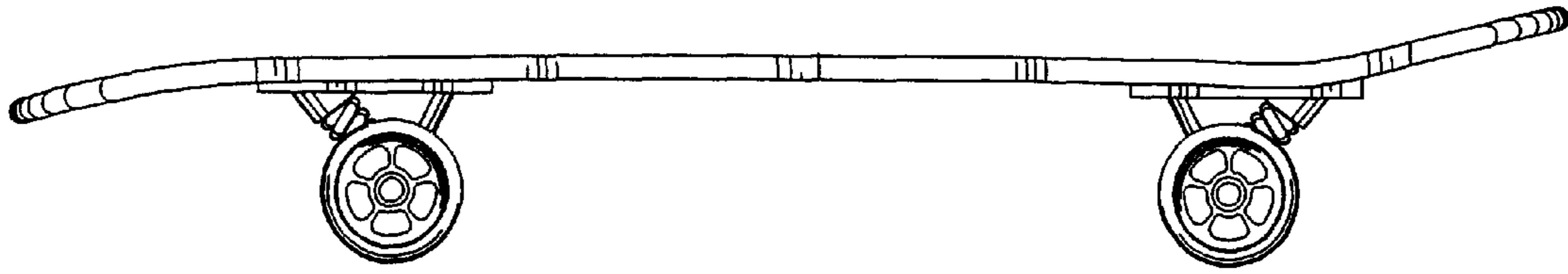


Figure 1

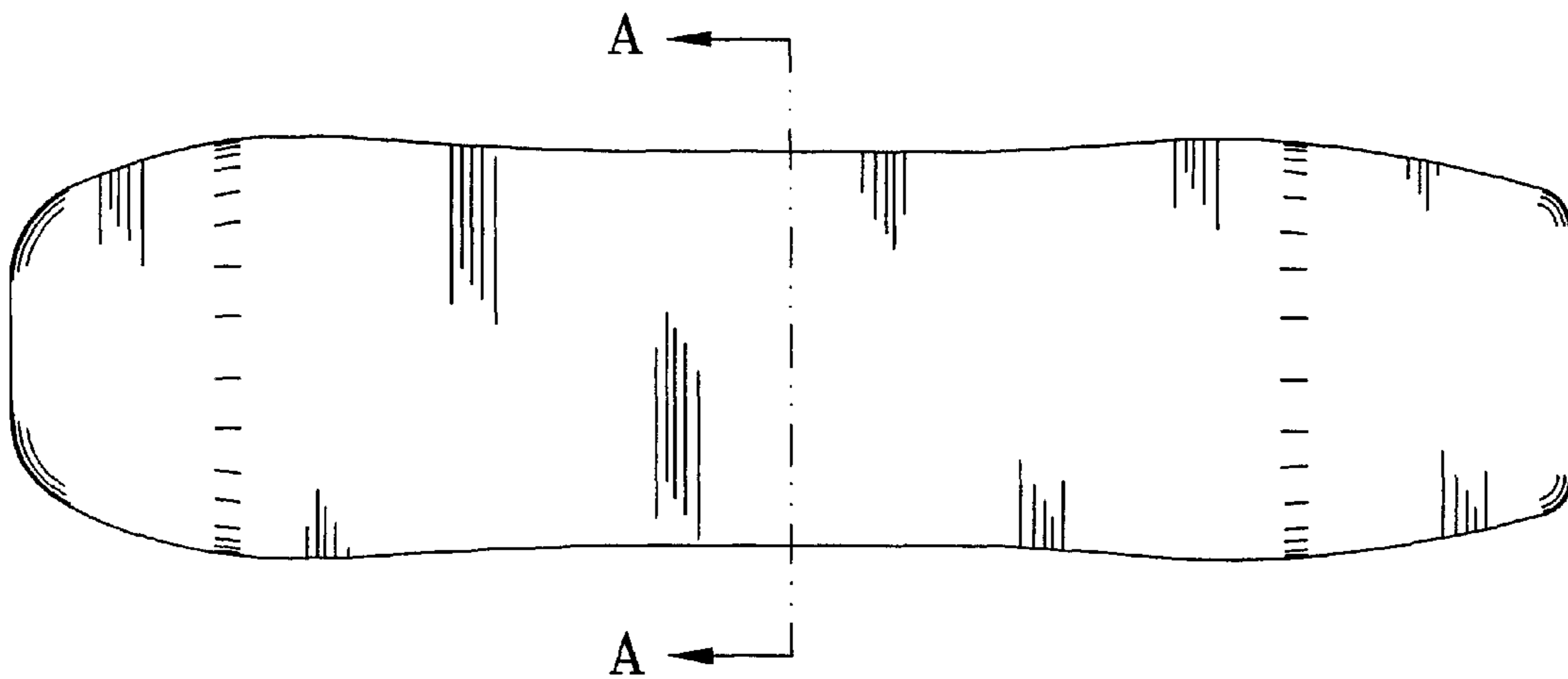


Figure 2

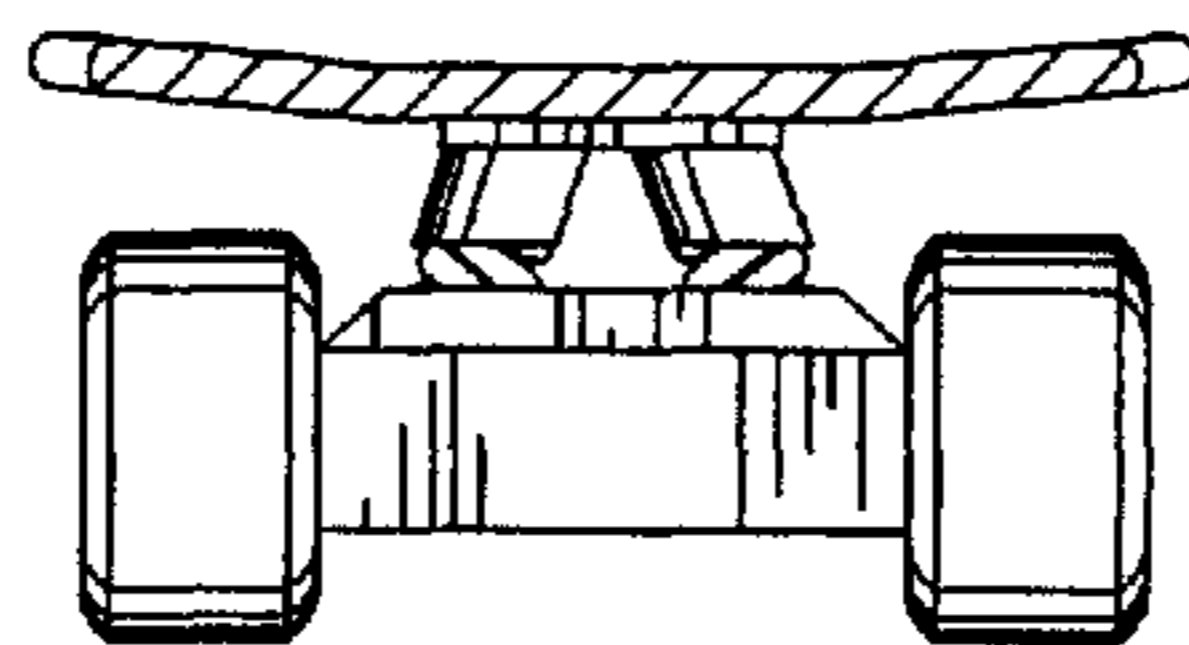


Figure 3

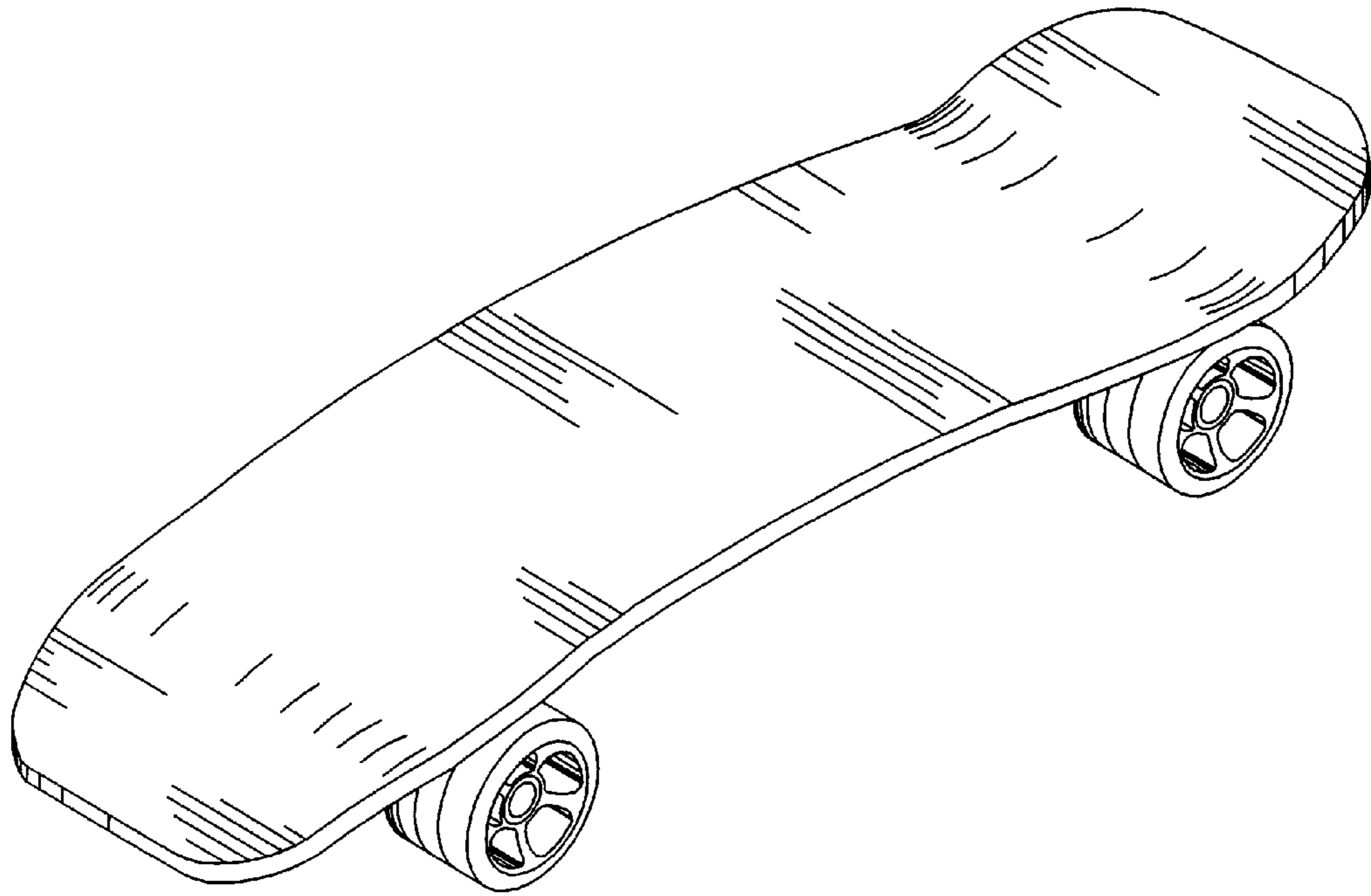


Figure 4

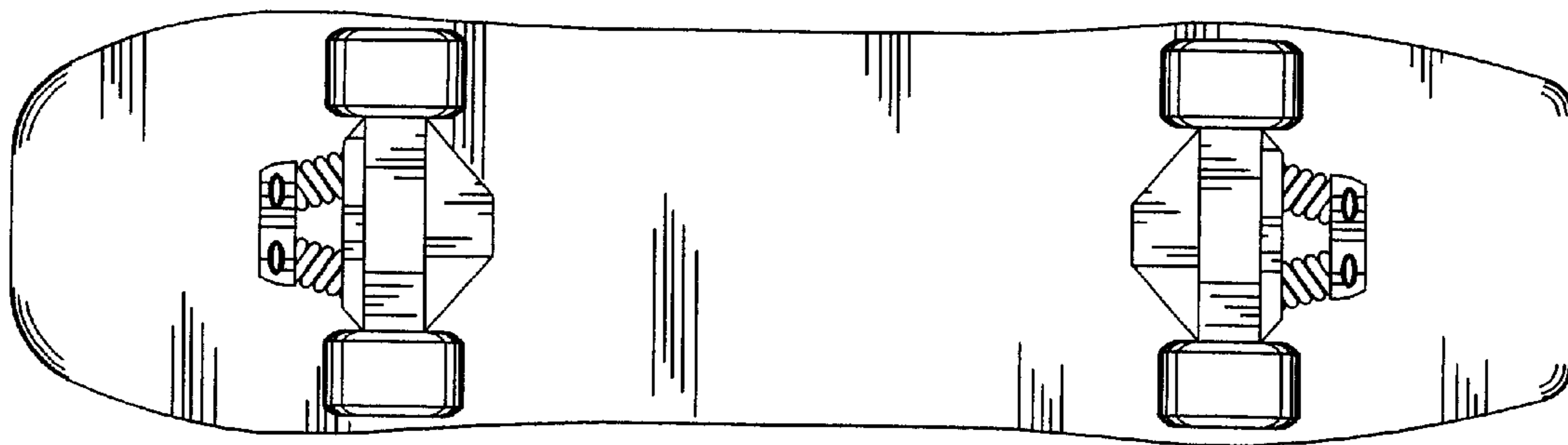


Figure 5