

US00D492964S1

(12) **United States Design Patent**
Kuehl et al.

(10) **Patent No.:** **US D492,964 S**
(45) **Date of Patent:** **** Jul. 13, 2004**

(54) **QUAD STAMP PAD HOLDER**

(76) Inventors: **Dilles Kuehl**, 17725 Bolter La.,
Brookfield, WI (US) 53045; **Dennis Kuehl**, 17725 Bolter La., Brookfield,
WI (US) 53045

(**) Term: **14 Years**

(21) Appl. No.: **29/175,658**

(22) Filed: **Feb. 6, 2003**

(51) **LOC (7) Cl.** **19-02**

(52) **U.S. Cl.** **D19/75; D19/95; D6/455**

(58) **Field of Search** D6/408, 469, 455;
D18/18; D19/65, 75, 77, 78, 81-85, 86,
90-91, 95, 99, 100; 206/214, 224, 371;
211/39, 69.1-69.9

(56) **References Cited**

U.S. PATENT DOCUMENTS

954,793 A	*	4/1910	Graham	211/39
1,643,477 A	*	9/1927	Warren	211/69.4
D146,978 S		6/1947	Mack, Jr.	D6/475
D168,140 S	*	11/1952	Cannon	D6/408
D168,307 S	*	12/1952	Lenard	D6/469
D236,935 S		9/1975	Frazelle	D6/510
D244,380 S		5/1977	Crump et al.	D25/16
D261,902 S		11/1981	Oakley	D19/78
4,353,468 A	*	10/1982	Klingamon	211/39
D272,025 S		1/1984	Goutchat	D19/78 X

D310,760 S		9/1990	Murphy	D6/515
D317,327 S	*	6/1991	Kheng	D19/75
D325,600 S	*	4/1992	Schmidt	D19/65
D329,876 S	*	9/1992	Breen	D19/77 X
D334,306 S	*	3/1993	Breen	D6/455
D410,686 S		6/1999	Wear	D19/90
D415,204 S		10/1999	Rand	D19/91
D417,801 S		12/1999	Robert	D6/449
D421,326 S		2/2000	Lewis	D34/24
D455,785 S		4/2002	Burns	D19/75

* cited by examiner

Primary Examiner—Martie K. Holtje

(74) *Attorney, Agent, or Firm*—Andrus, Scales, Starke & Sawall, LLP


(57) **CLAIM**

The ornamental design for a quad stamp pad holder, as shown and described.

DESCRIPTION

FIG. 1 is a perspective view of a stamp pad holder embodying the present invention;
FIG. 2 is a front elevation thereof, with the left side, right side and rear elevation view being identical thereto;
FIG. 3 is a top plan view of the stamp pad holder; and,
FIG. 4 is a bottom plan view thereof, wherein the broken lines are for illustrative purposes only and form no part of the claimed design.

1 Claim, 4 Drawing Sheets






FIG. 1




FIG. 2

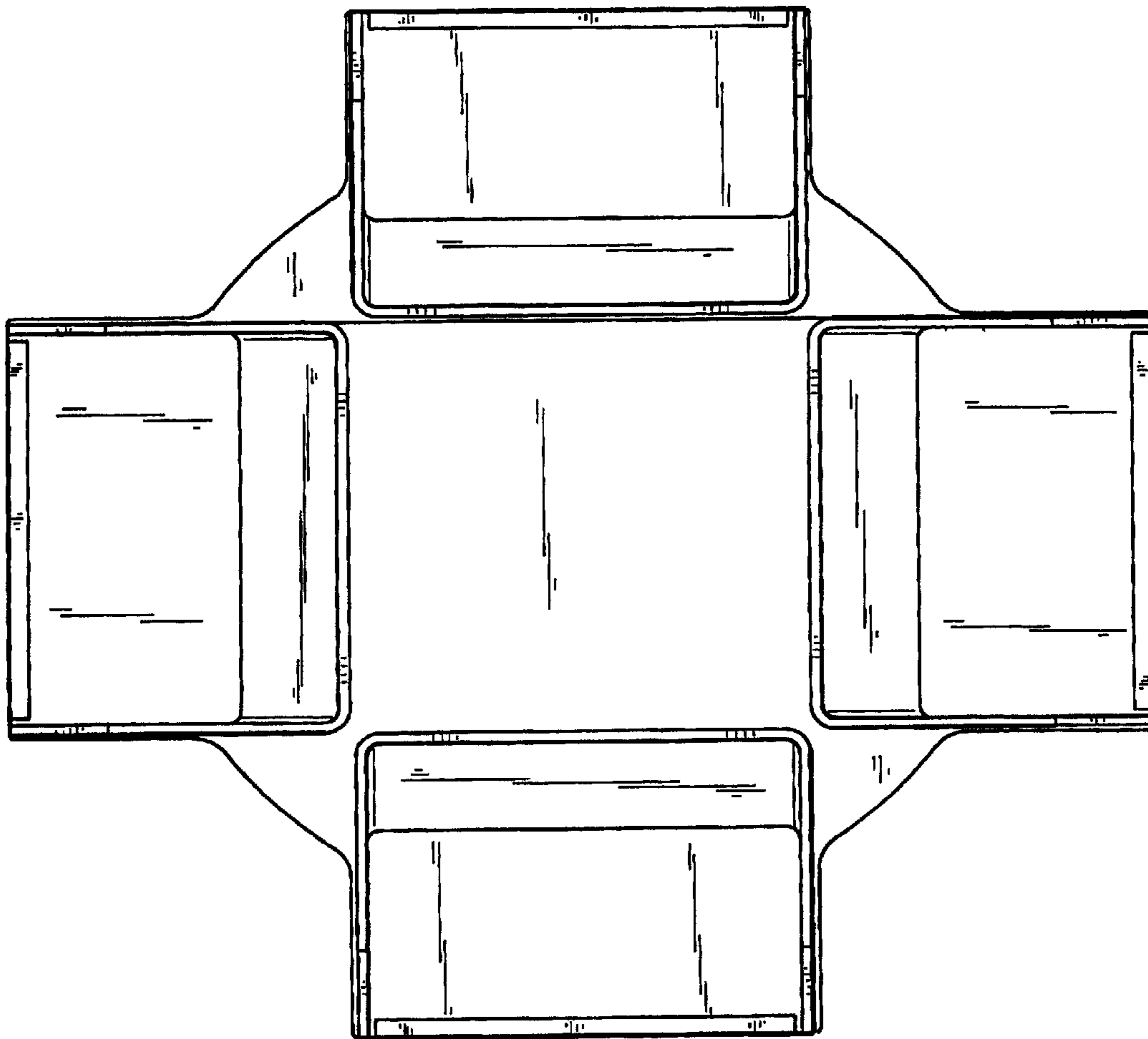


FIG. 3

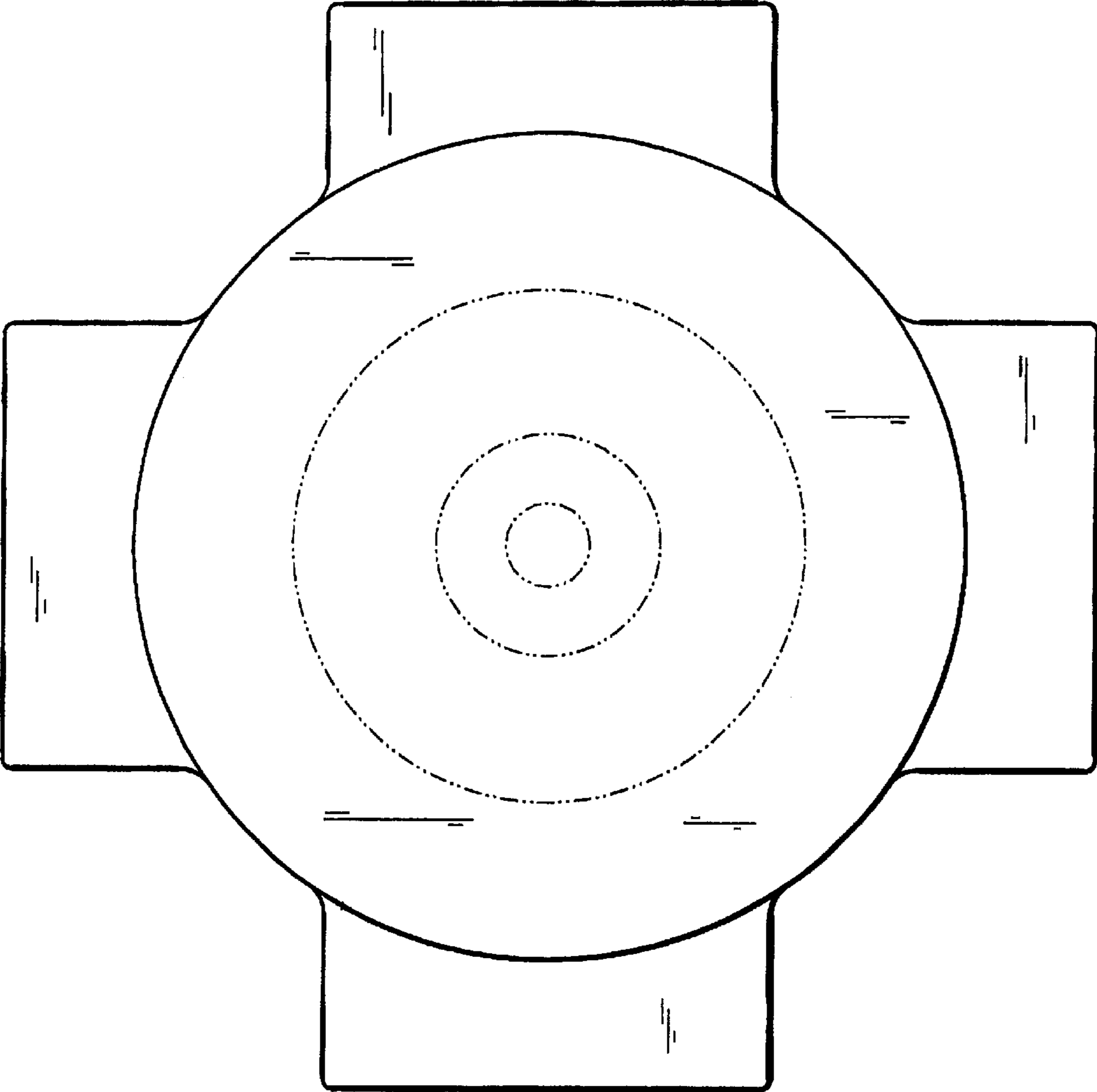


FIG. 4