

US00D492962S1

(12) **United States Design Patent**
Suzuki et al.

(10) **Patent No.: US D492,962 S**

(45) **Date of Patent: ** Jul. 13, 2004**

(54) **INK TANK FOR PRINTER**

(75) Inventors: **Toru Suzuki**, Yokohama (JP); **Akira Tsujimoto**, Yokohama (JP); **Kiyomitsu Kudo**, Tokyo (JP); **Satoshi Kudo**, Yokohama (JP); **Hiroyuki Fukushima**, Tokyo (JP)

(73) Assignee: **Canon Kabushiki Kaisha**, Tokyo (JP)

(**) Term: **14 Years**

(21) Appl. No.: **29/190,895**

(22) Filed: **Sep. 30, 2003**

(30) **Foreign Application Priority Data**

Apr. 18, 2003 (JP) 2003-011088

(51) **LOC (7) Cl.** **18-02**

(52) **U.S. Cl.** **D18/56**

(58) **Field of Search** D18/40, 43, 56,
D18/12; 347/49, 86, 87, 101, 214; 399/110,
111, 114, 119, 120, 259, 262

(56) **References Cited**

U.S. PATENT DOCUMENTS

D245,761 S * 9/1977 Alseth et al. D18/43
D298,255 S * 10/1988 Hirata D18/43

D298,336 S * 11/1988 Masaki D18/43
D308,885 S * 6/1990 Okayama et al. D18/40
D431,259 S * 9/2000 Muranaka D18/43
D442,215 S * 5/2001 Fujita D18/43
D461,495 S 8/2002 Nanjo et al. D18/56
D467,267 S 12/2002 Nanjo et al. D18/56
D477,020 S * 7/2003 Seino D18/56

* cited by examiner

Primary Examiner—Caron D. Veynar

(74) *Attorney, Agent, or Firm*—Fitzpatrick, Cella, Harper & Scinto

(57) **CLAIM**

The ornamental design for an ink tank for printer, as shown and described.

DESCRIPTION

FIG. 1 is a front view of an ink tank for printer showing our new design;
FIG. 2 is a rear view thereof;
FIG. 3 is a top plan view thereof;
FIG. 4 is a bottom plan view thereof;
FIG. 5 is a left side view thereof;
FIG. 6 is a right side view thereof; and,
FIG. 7 is a perspective view thereof.

1 Claim, 4 Drawing Sheets

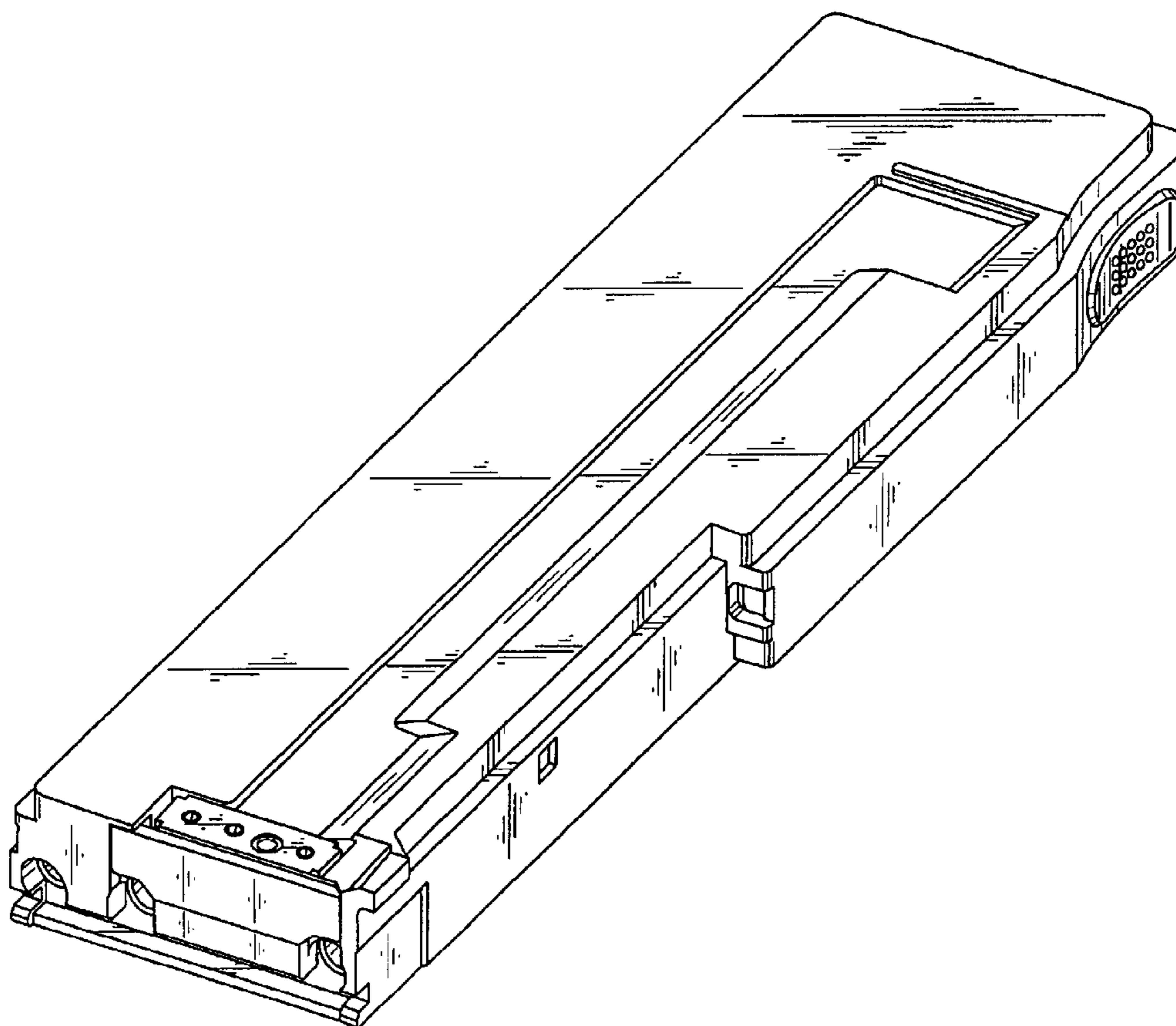


FIG. 1

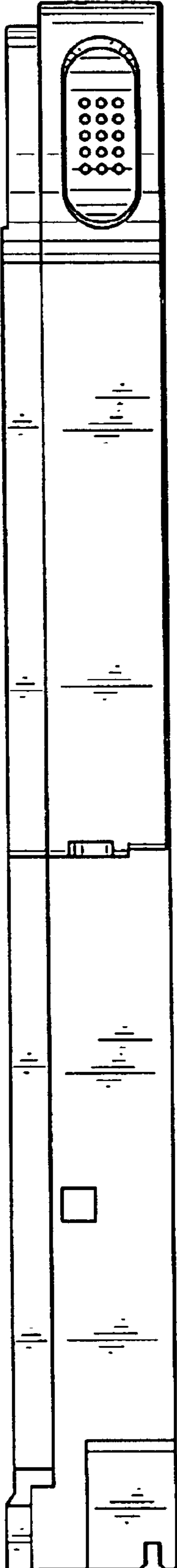


FIG. 2

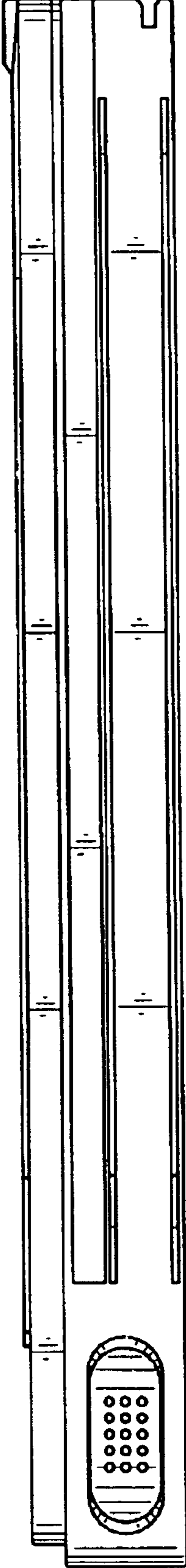


FIG. 3

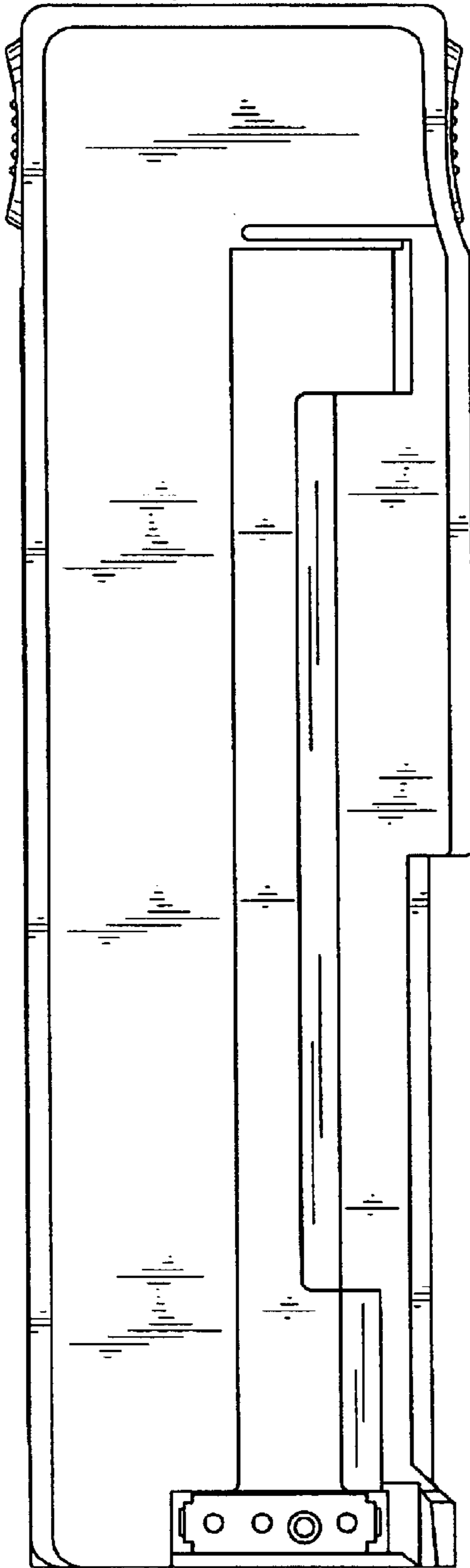


FIG. 4

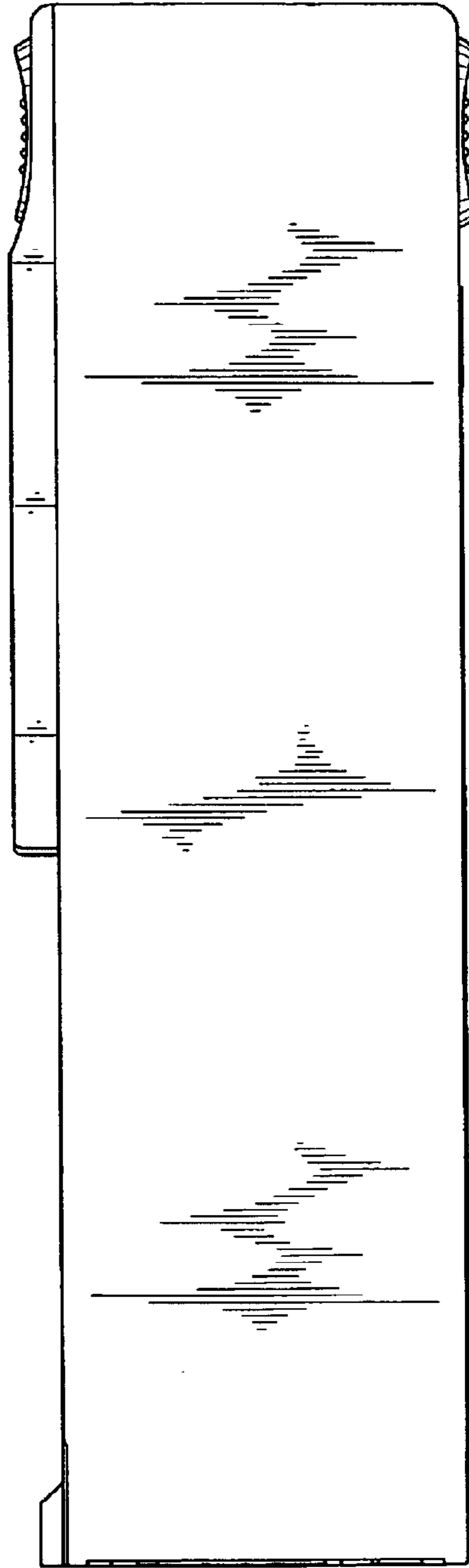


FIG. 5

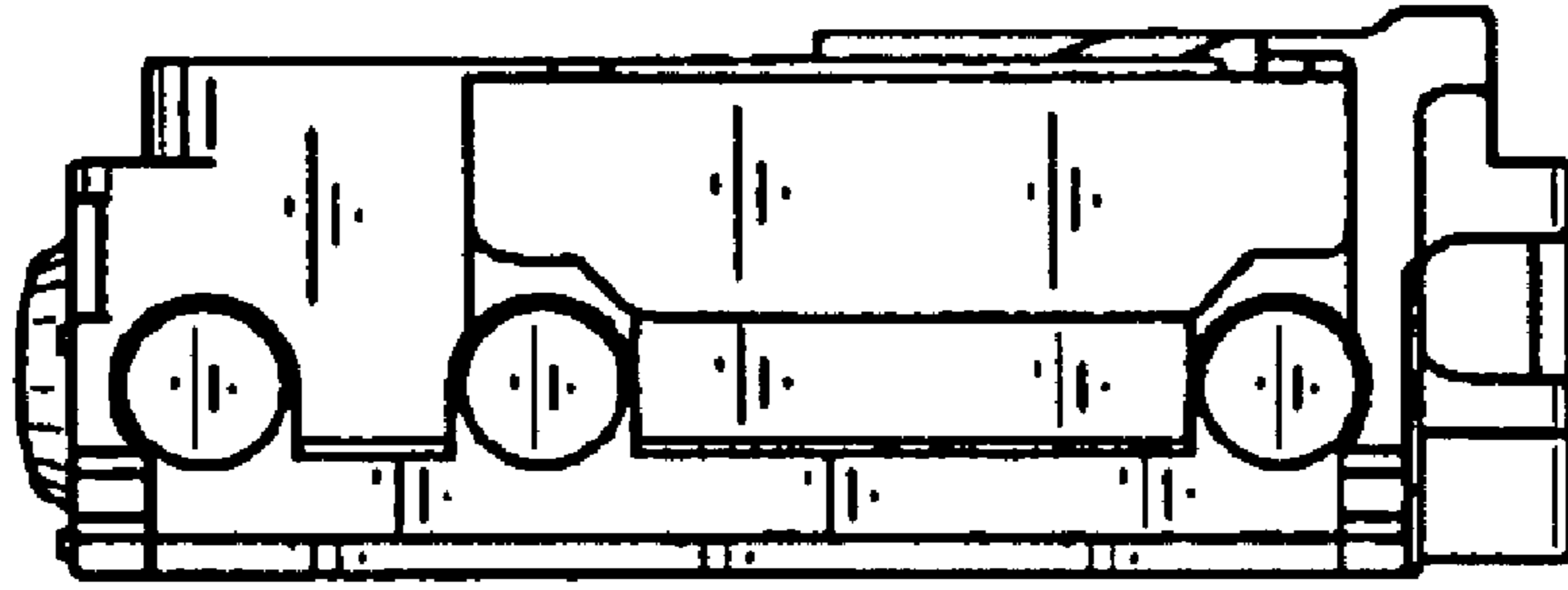


FIG. 6

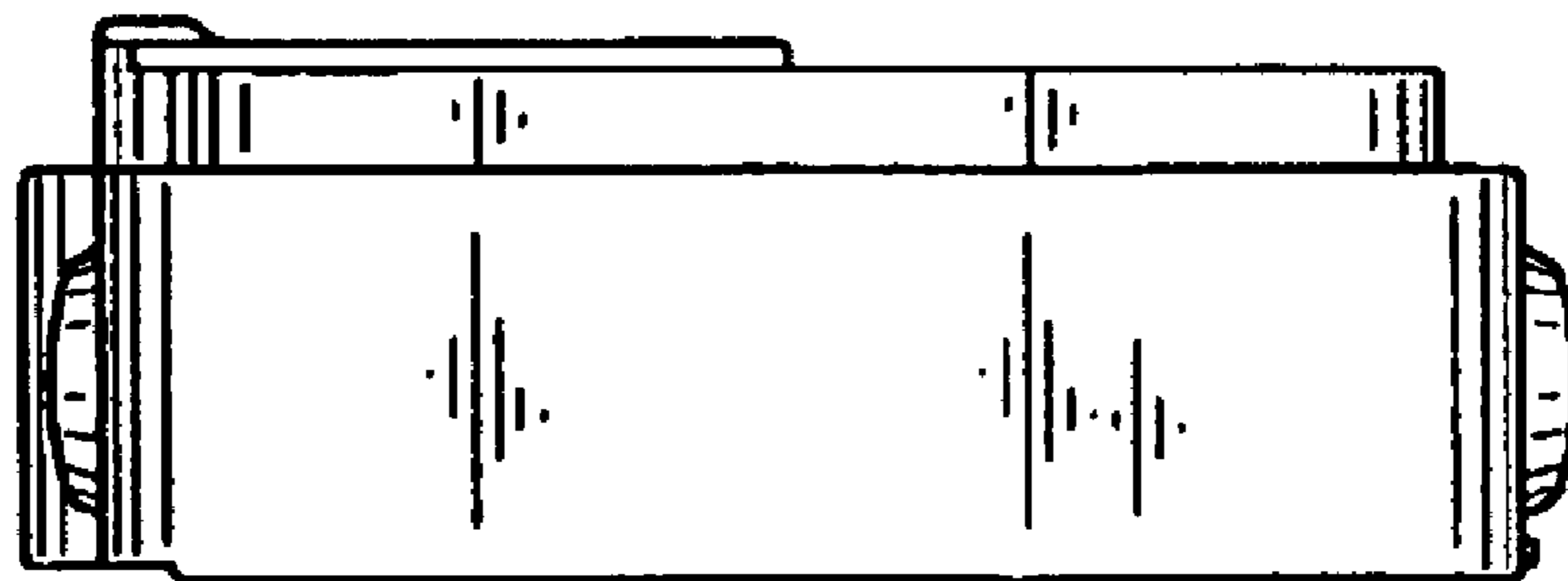


FIG. 7

