

US00D492954S1

(12) **United States Design Patent**  
**Silvester**

(10) **Patent No.:** **US D492,954 S**  
(45) **Date of Patent:** **\*\* Jul. 13, 2004**

(54) **PHOTOGRAPHIC SCREEN**

(76) **Inventor:** **Ed Silvester**, 15 Rosedale Ave.,  
Greenford, Middlesex (GB), UB6 9JB

(\*\*) **Term:** **14 Years**

(21) **Appl. No.:** **29/168,542**

(22) **Filed:** **Oct. 3, 2002**

(30) **Foreign Application Priority Data**

Apr. 30, 2002 (GB) ..... 3003247

(51) **LOC (7) Cl.** ..... **16-05**

(52) **U.S. Cl.** ..... **D16/241**

(58) **Field of Search** ..... D6/300; D16/241;  
160/24; 359/443, 461; 362/16, 320, 352;  
396/3

(56) **References Cited**

**U.S. PATENT DOCUMENTS**

2,943,964	A	*	7/1960	Goldenberg	.....	359/443
3,511,555	A	*	5/1970	O'Brien	.....	359/443
3,720,455	A	*	3/1973	Sahlin	.....	359/461
4,323,301	A	*	4/1982	Spector	.....	359/443
D357,492	S	*	4/1995	Henry	.....	D16/241

\* cited by examiner

*Primary Examiner*—Adir Aronovich

(74) *Attorney, Agent, or Firm*—Martin Faier, Esq.; Faier & Faier P.C.

(57) **CLAIM**

The ornamental design for a photographic screen, as shown and described.

**DESCRIPTION**

FIG. 1 is a front perspective view of a photographic screen embodying my invention.

FIG. 2 is a back view of the photographic screen embodying the invention.

FIG. 3 is a front view of the photographic screen embodying the invention.


FIG. 4 is a top side view of the photographic screen embodying the invention.


FIG. 5 is a bottom side view of the photographic screen embodying the invention.

FIG. 6 is a right side view of the photographic screen embodying the invention; and,

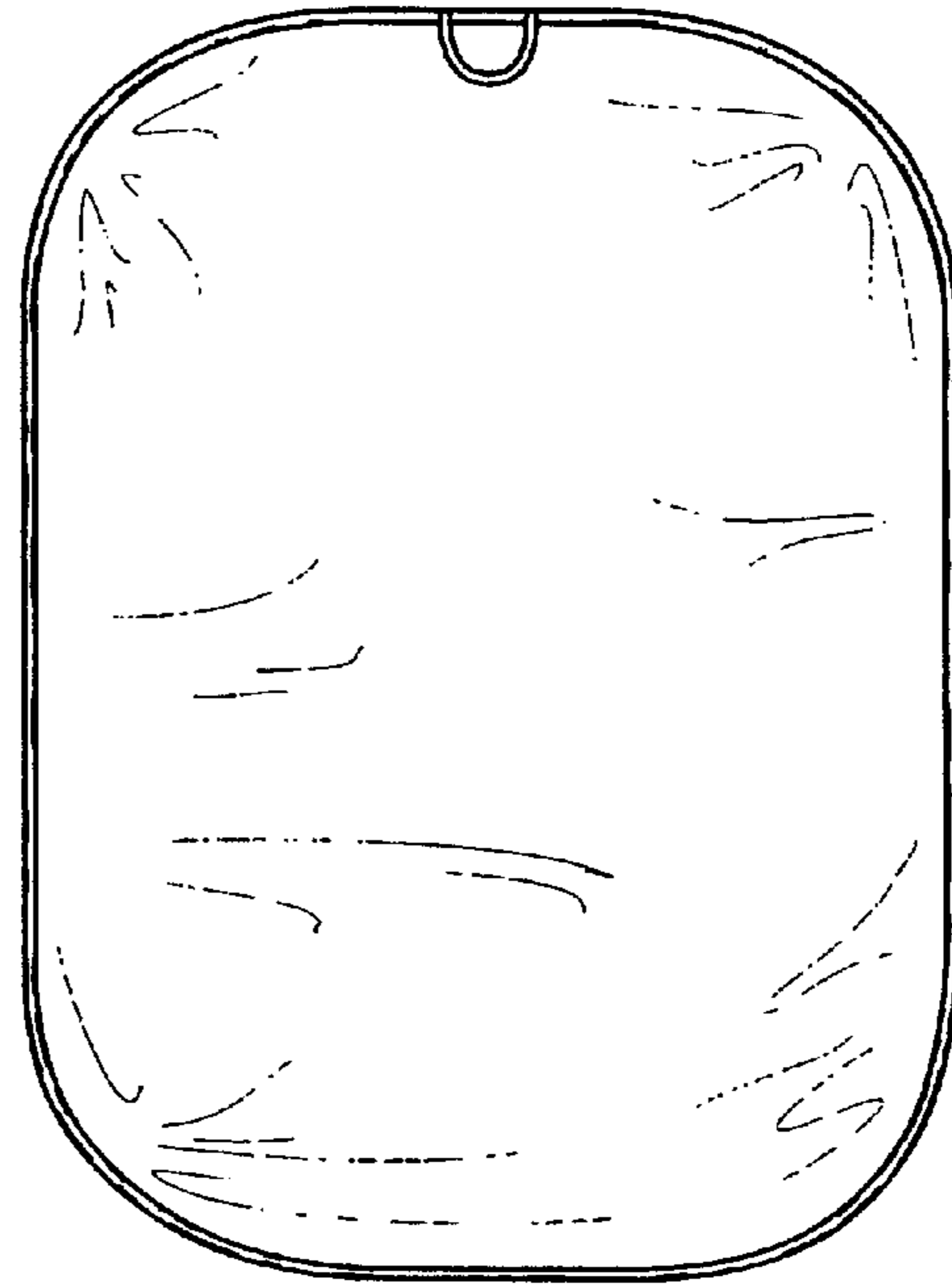
FIG. 7 is a left side view of the photographic screen embodying the invention.

**1 Claim, 2 Drawing Sheets**

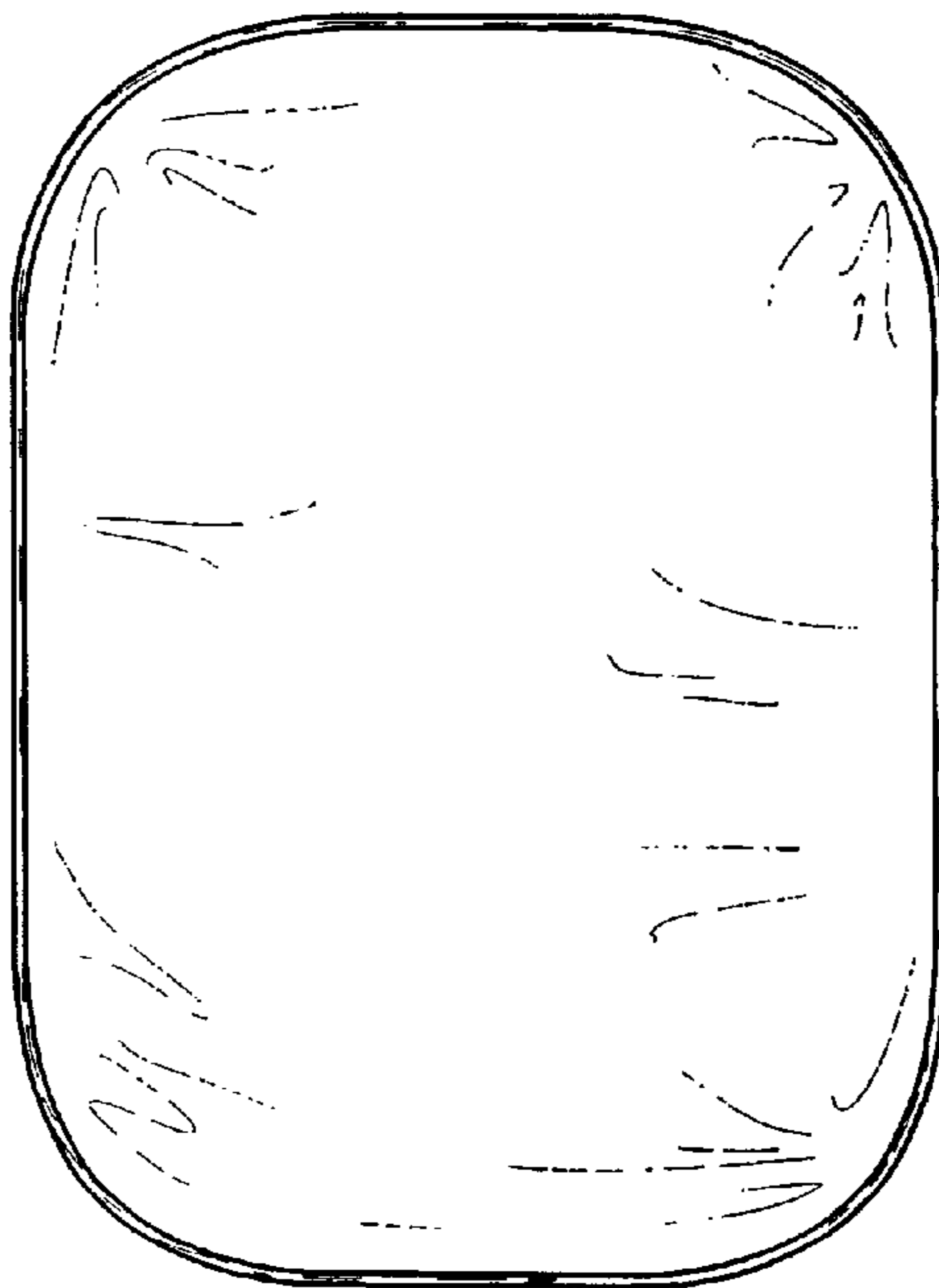




**FIG. 1**



**FIG. 2**



**FIG. 3**



*FIG. 4*



*FIG. 5*



*FIG. 6*



*FIG. 7*