

US00D492941S1

(12) **United States Design Patent**  
**Komiyama**

(10) **Patent No.:** **US D492,941 S**  
(45) **Date of Patent:** **\*\* Jul. 13, 2004**

(54) **HEADPHONE**

(75) **Inventor:** **Jun Komiyama, Tokyo (JP)**  
(73) **Assignee:** **Sony Corporation, Tokyo (JP)**  
(\*\*) **Term:** **14 Years**

(21) **Appl. No.:** **29/191,950**  
(22) **Filed:** **Oct. 17, 2003**

(51) **LOC (7) Cl.** ..... **14-01**  
(52) **U.S. Cl.** ..... **D14/205**  
(58) **Field of Search** ..... **D14/205, 206,**  
**D14/223; 381/381, 370, 374, 378, 379,**  
**383; 2/209; 181/129, 130**

(56) **References Cited**

**U.S. PATENT DOCUMENTS**

D269,611 S *	7/1983	Saito	.....	D14/205
4,571,746 A *	2/1986	Gorike	.....	2/209
4,597,469 A *	7/1986	Nagashima	.....	181/129
D300,133 S *	3/1989	Daidoh et al.	.....	D14/205
D305,541 S *	1/1990	Hirose	.....	D14/205
D347,434 S *	5/1994	Yamatogi	.....	D14/205
D368,716 S	4/1996	Shudo		
D422,592 S	4/2000	Deguchi		
6,195,441 B1 *	2/2001	Ito	.....	381/381
6,385,325 B1 *	5/2002	Nageno et al.	.....	381/374
D471,176 S *	3/2003	Suzuki	.....	D14/205
D477,820 S *	7/2003	Suzuki et al.	.....	D14/205

**OTHER PUBLICATIONS**

Catalog "Headphone Accessories" p. 9, Sony (Jan. 2003).  
Web page "KOSS KSC-15" [http://www.yodobashi.com/enjoy/more/i/oid2\\_5516959/859274.html](http://www.yodobashi.com/enjoy/more/i/oid2_5516959/859274.html), 1 sheet, Yodobashi Camera (Jul. 2003).  
Web page "Koss Sporta Pro" <http://www.yodobashi.com/enjoy/i.jsp?oid=136435>, 1 sheet, Yodobashi Camera (Jul. 2003).  
Web page "Philips Headphones from Gemini, HS380, HS381" <http://www.gemini-usa.com/Philips/headphones.html>, 1 sheet, Philips (Jul. 2003).

\* cited by examiner

*Primary Examiner*—Paula A. Greene  
(74) *Attorney, Agent, or Firm*—Rader, Fishman & Grauer PLLC

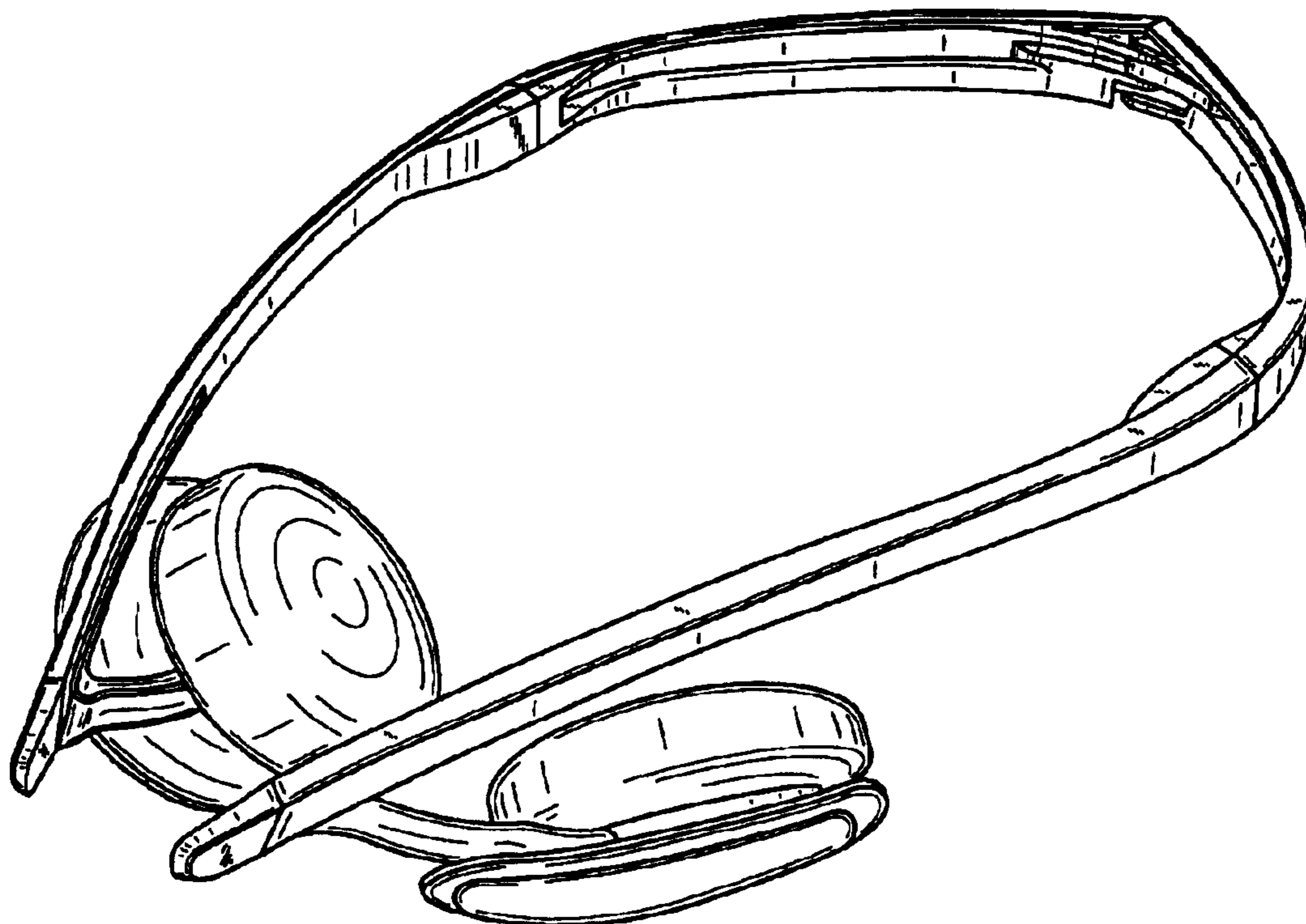
(57) **CLAIM**

The ornamental design for a headphone, as shown.

**DESCRIPTION**

FIG. 1 is a perspective view of a headphone showing my new design;  
FIG. 2 is a front elevational view thereof;  
FIG. 3 is a rear elevational view thereof;  
FIG. 4 is a left side elevational view thereof;  
FIG. 5 is a right side elevational view thereof;  
FIG. 6 is a top plan view thereof; and,  
FIG. 7 is a bottom plan view thereof.

**1 Claim, 4 Drawing Sheets**



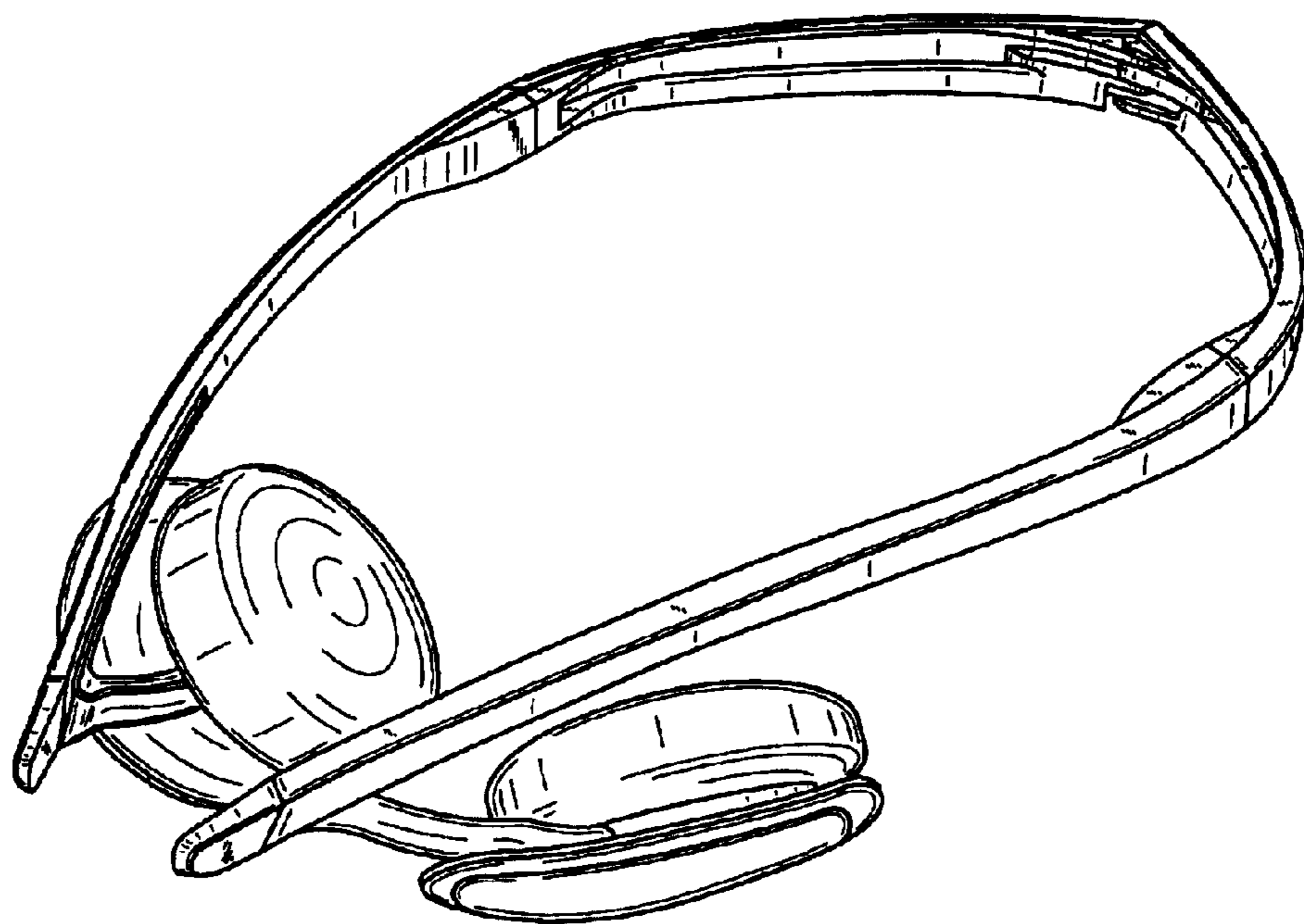
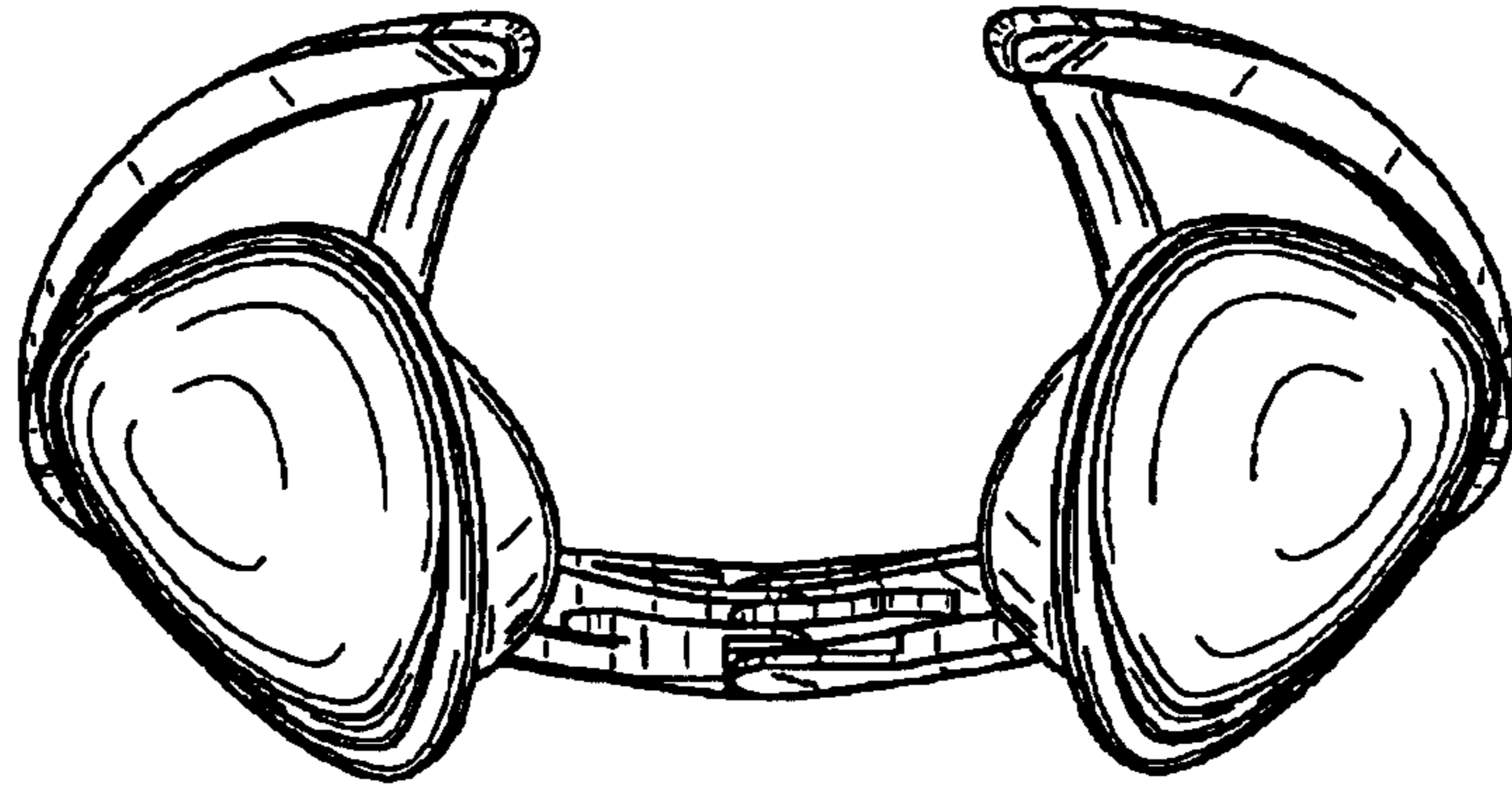
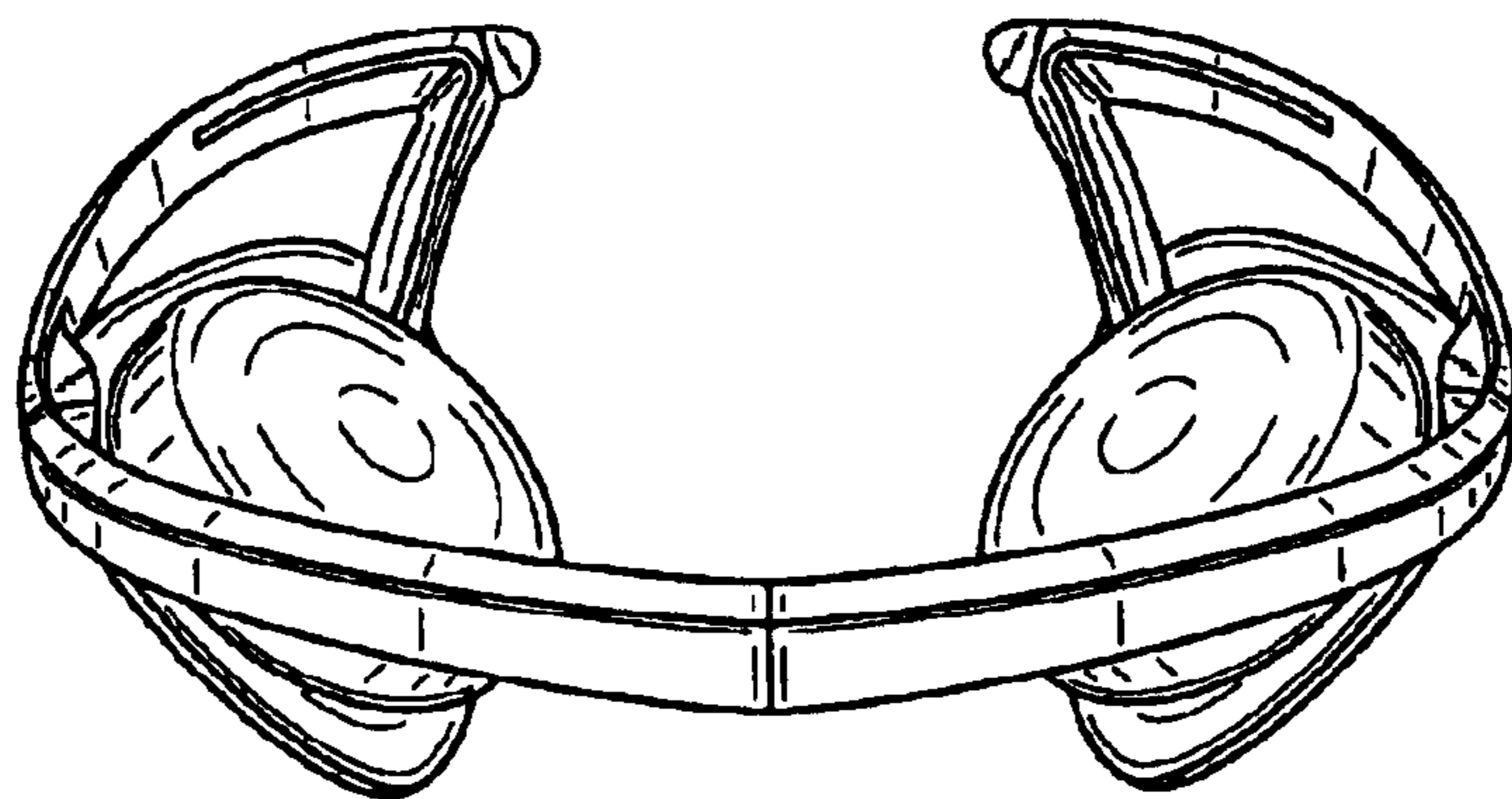


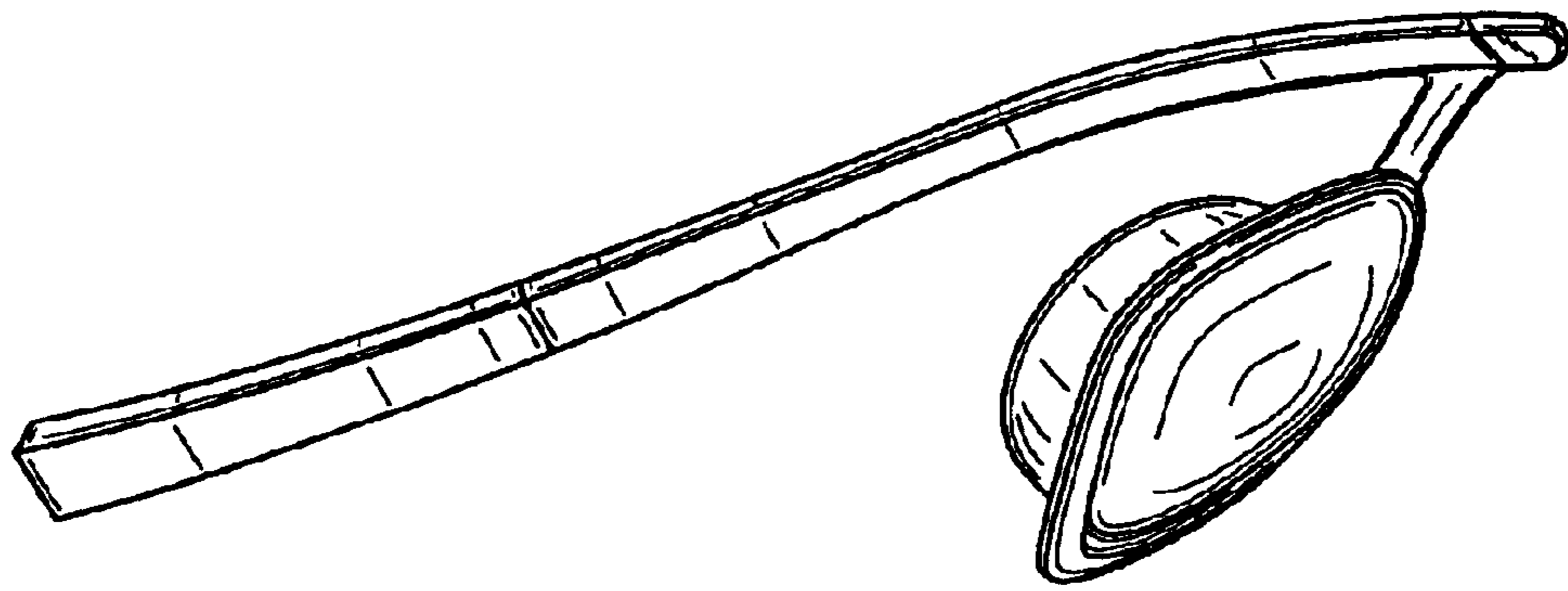
FIG. 1



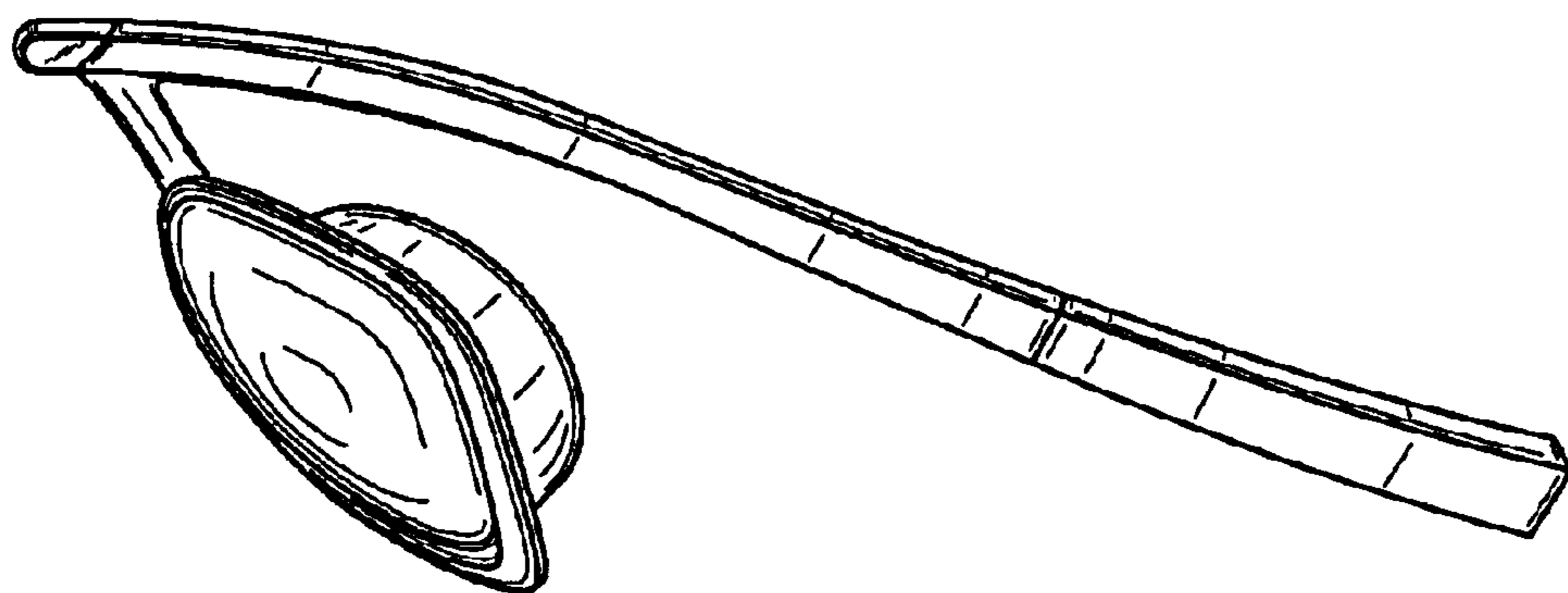
*FIG. 2*



*FIG. 3*



*FIG. 4*



*FIG. 5*





FIG. 6

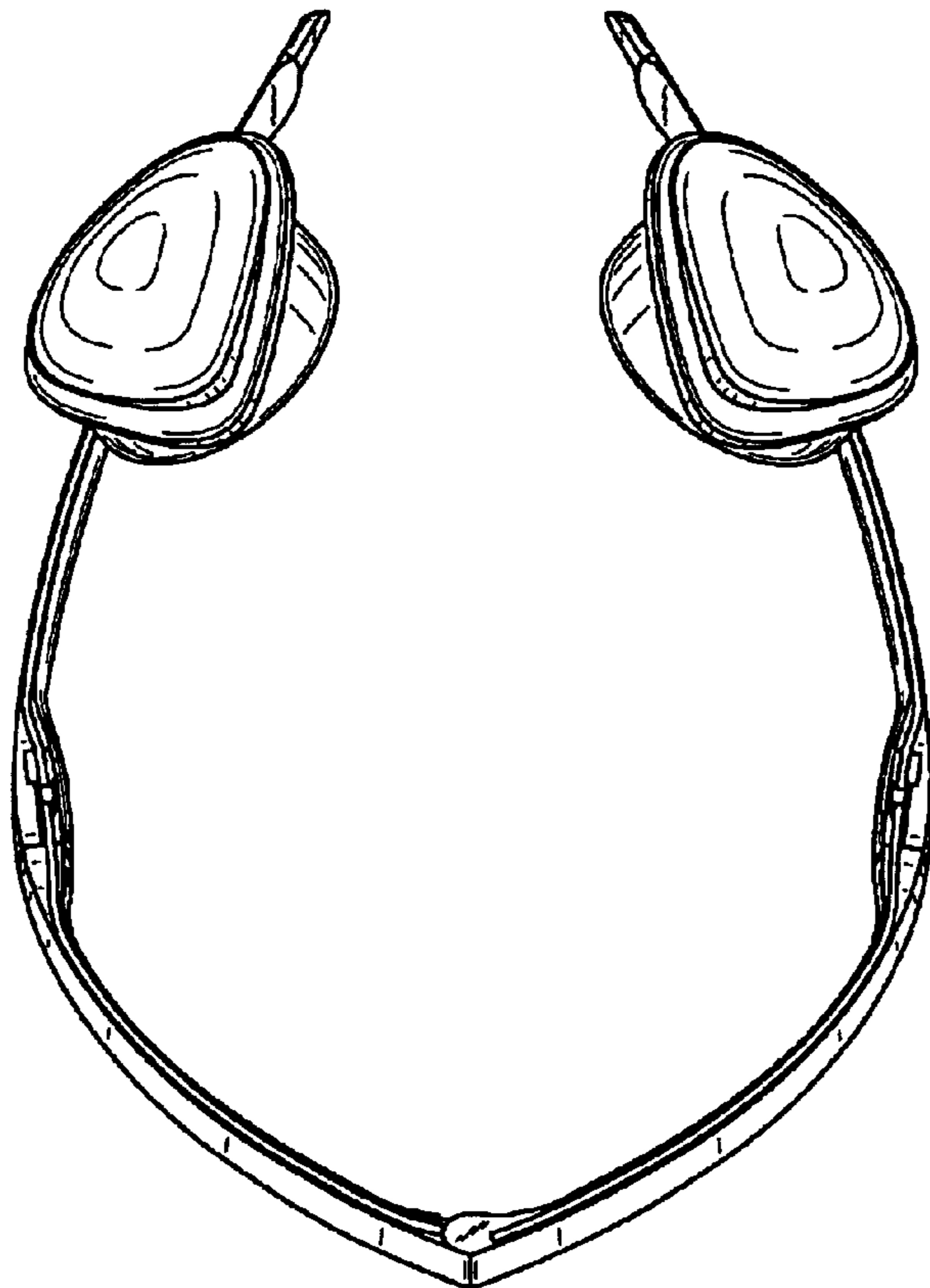


FIG. 7