

US00D492930S1

(12) **United States Design Patent**
Maxwell

(10) **Patent No.:** **US D492,930 S**
(45) **Date of Patent:** **** Jul. 13, 2004**

(54) **TIRE TREAD**

(75) Inventor: **Paul Bryan Maxwell, Kent, OH (US)**

(73) Assignee: **The Goodyear Tire & Rubber Company, Akron, OH (US)**

(**) Term: **14 Years**

(21) Appl. No.: **29/192,382**

(22) Filed: **Oct. 23, 2003**

(51) **LOC (7) Cl.** **12-15**

(52) **U.S. Cl.** **D12/558**

(58) **Field of Search** D12/546, 551-558,
D12/563-565, 567, 579, 581, 586-590,
599, 600-603, 900; 152/209.1-209.28

(56) **References Cited**

U.S. PATENT DOCUMENTS

D360,864 S	*	8/1995	Munster et al.	D12/558
D384,012 S	*	9/1997	Kuramochi et al.	D12/566
D387,312 S	*	12/1997	Himuro et al.	D12/563
5,714,021 A	*	2/1998	Ochi	152/209.15
D410,218 S		5/1999	Hitzky et al.	D12/147
D441,696 S	*	5/2001	Fierro et al.	D12/563

OTHER PUBLICATIONS

Marangoni Zeta Linea Tire, 2002 Tread Design Guide, Jan. 2002, p. 43. 3/3.*

Goodyear Wrangler F1, Tire, 2002 Tread Design Guide, Jan. 2002, p. 86. 3/3.*

* cited by examiner

Primary Examiner—Robert M. Spear

(74) *Attorney, Agent, or Firm*—David L. King; Richard B. O'Planick

(57) **CLAIM**

The ornamental design for a tire tread, as shown and described.

DESCRIPTION

FIG. 1 is a perspective view of a tire tread showing my new design, it being understood that the pattern repeats uniformly throughout the circumference of the tread;


FIG. 2 is a front elevational view thereof;

FIG. 3 is a right side elevational view thereof; the other side being a mirror image thereof; and,

FIG. 4 is an enlarged fragmentary front elevational view thereof.

In the drawings, the broken lines defining the sidewall, inner bead and the peripheral boundary between the tire tread and the sidewall are for illustrative purposes only and form no part of the claimed design.

1 Claim, 4 Drawing Sheets



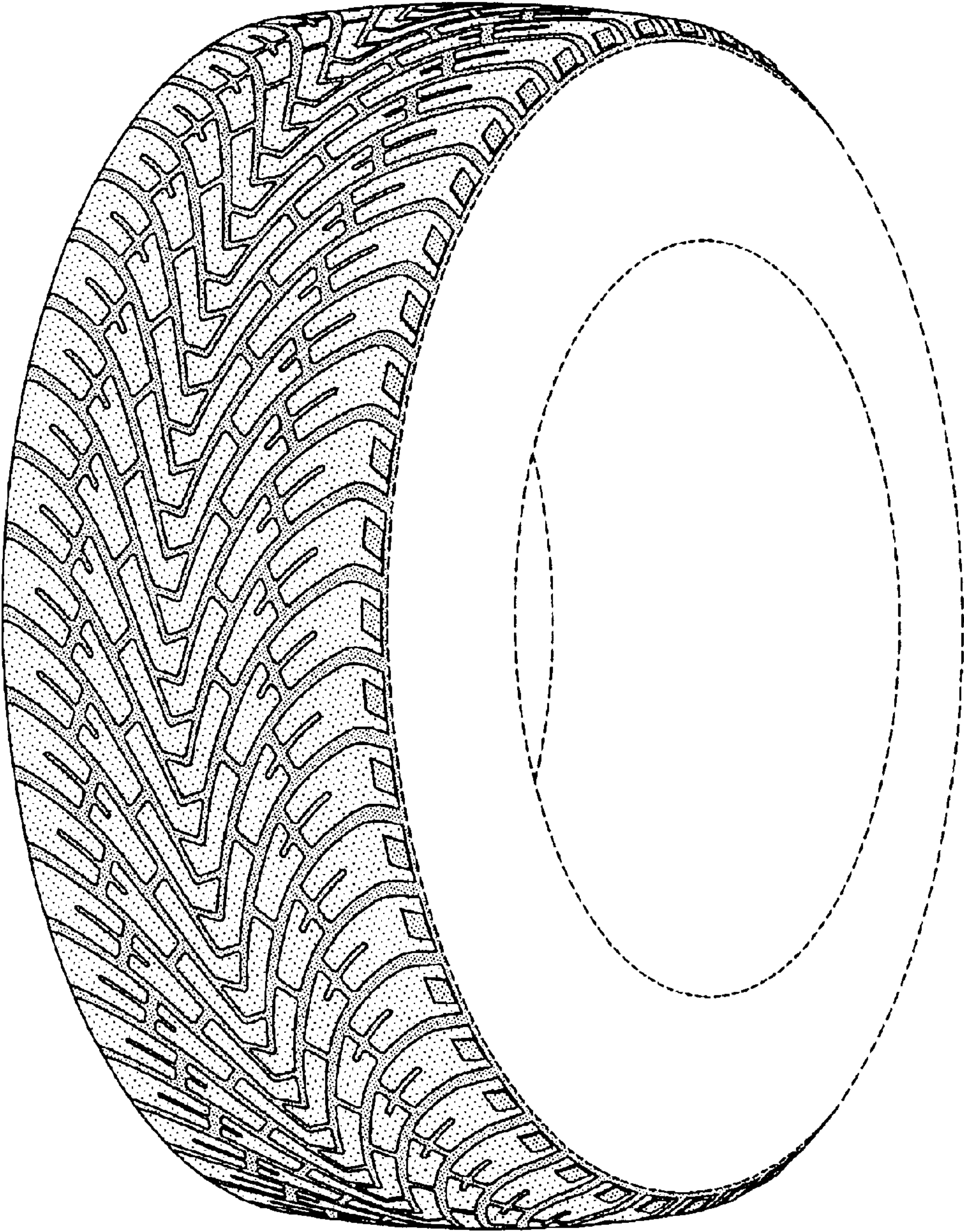


FIG-1

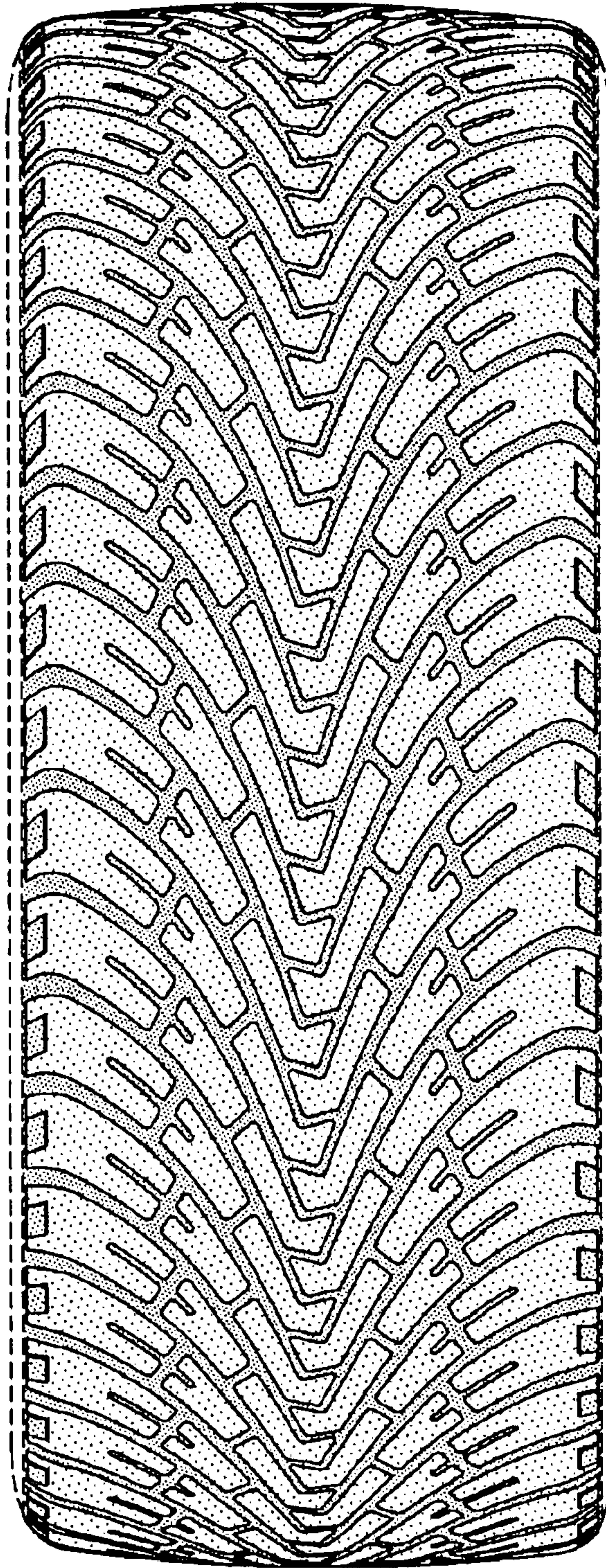


FIG-2

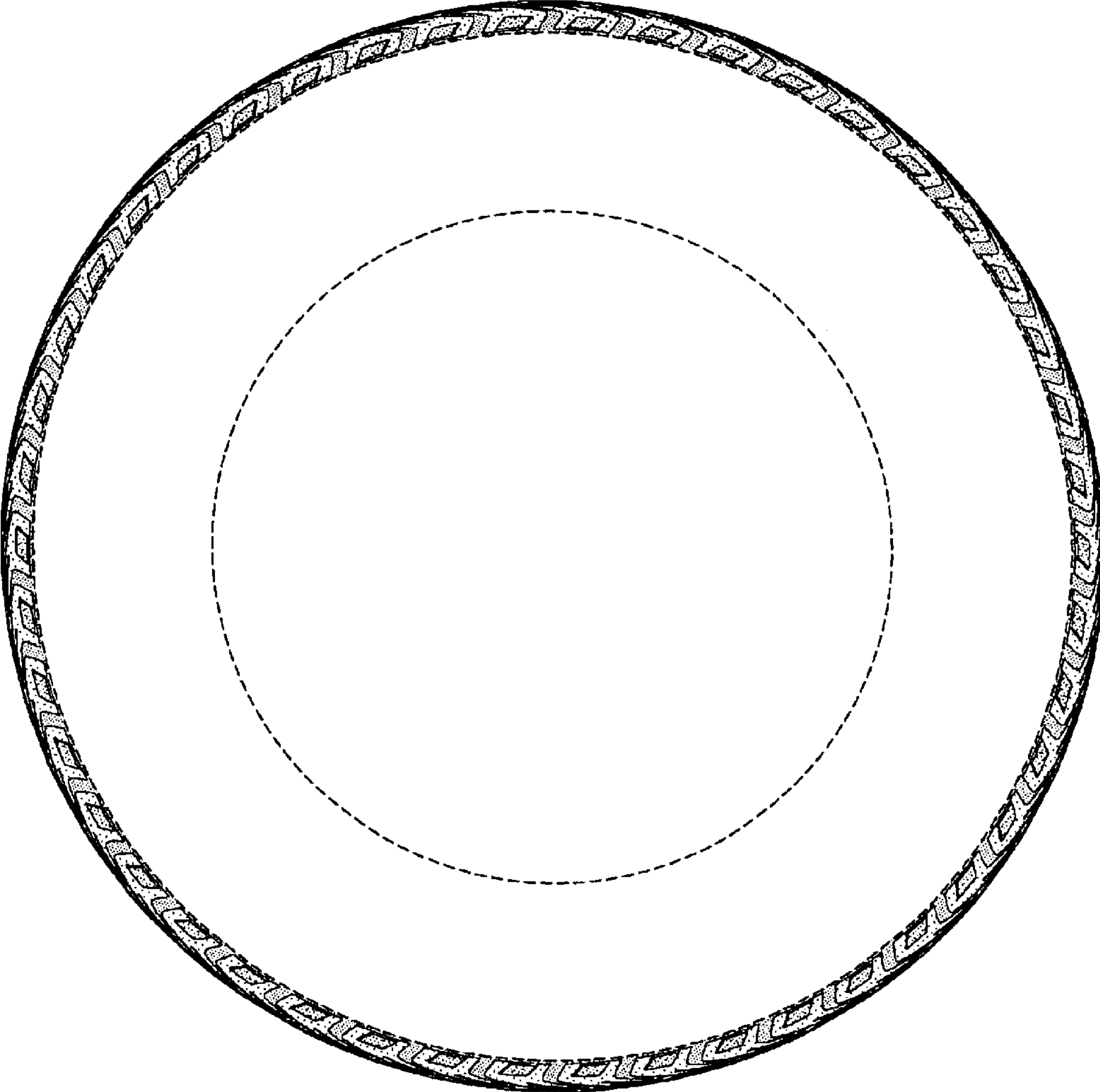


FIG-3




FIG-4