



US00D492924S1

(12) **United States Design Patent**
Fitzgerald

(10) **Patent No.:** **US D492,924 S**

(45) **Date of Patent:** **** Jul. 13, 2004**

(54) **MOTOR VEHICLE WHEEL FRONT FACE**

(75) **Inventor:** **Kevin Fitzgerald**, Long Beach, CA
(US)

(73) **Assignee:** **KMC Products, Inc.**, Riverside, CA
(US)

(**) **Term:** **14 Years**

(21) **Appl. No.:** **29/196,207**

(22) **Filed:** **Dec. 23, 2003**

(51) **LOC (7) Cl.** **12-16**

(52) **U.S. Cl.** **D12/209**

(58) **Field of Search** D12/204-213;
301/37.101, 64.101, 65

(56) **References Cited**

U.S. PATENT DOCUMENTS

D264,204 S	*	5/1982	Bauer	D12/210
D327,466 S	*	6/1992	Lipper	D12/210
D403,289 S	*	12/1998	Watanabe	D12/209
D442,534 S	*	5/2001	Wang	D12/209
D452,211 S	*	12/2001	Takechi	D12/209

D455,698 S	*	4/2002	Chung	D12/209
D466,464 S	*	12/2002	Hodges	D12/209
D467,855 S	*	12/2002	Laengerer	D12/209
D471,851 S	*	3/2003	McMath	D12/209
D474,439 S	*	5/2003	McMath	D12/209
D478,542 S	*	8/2003	Sulahian	D12/209
D479,172 S	*	9/2003	Sulahian	D12/209
D480,034 S	*	9/2003	Donikoglu	D12/209

* cited by examiner

Primary Examiner—Stacia Cadmus

(74) *Attorney, Agent, or Firm*—Dykema Gossett PLLC

(57) **CLAIM**

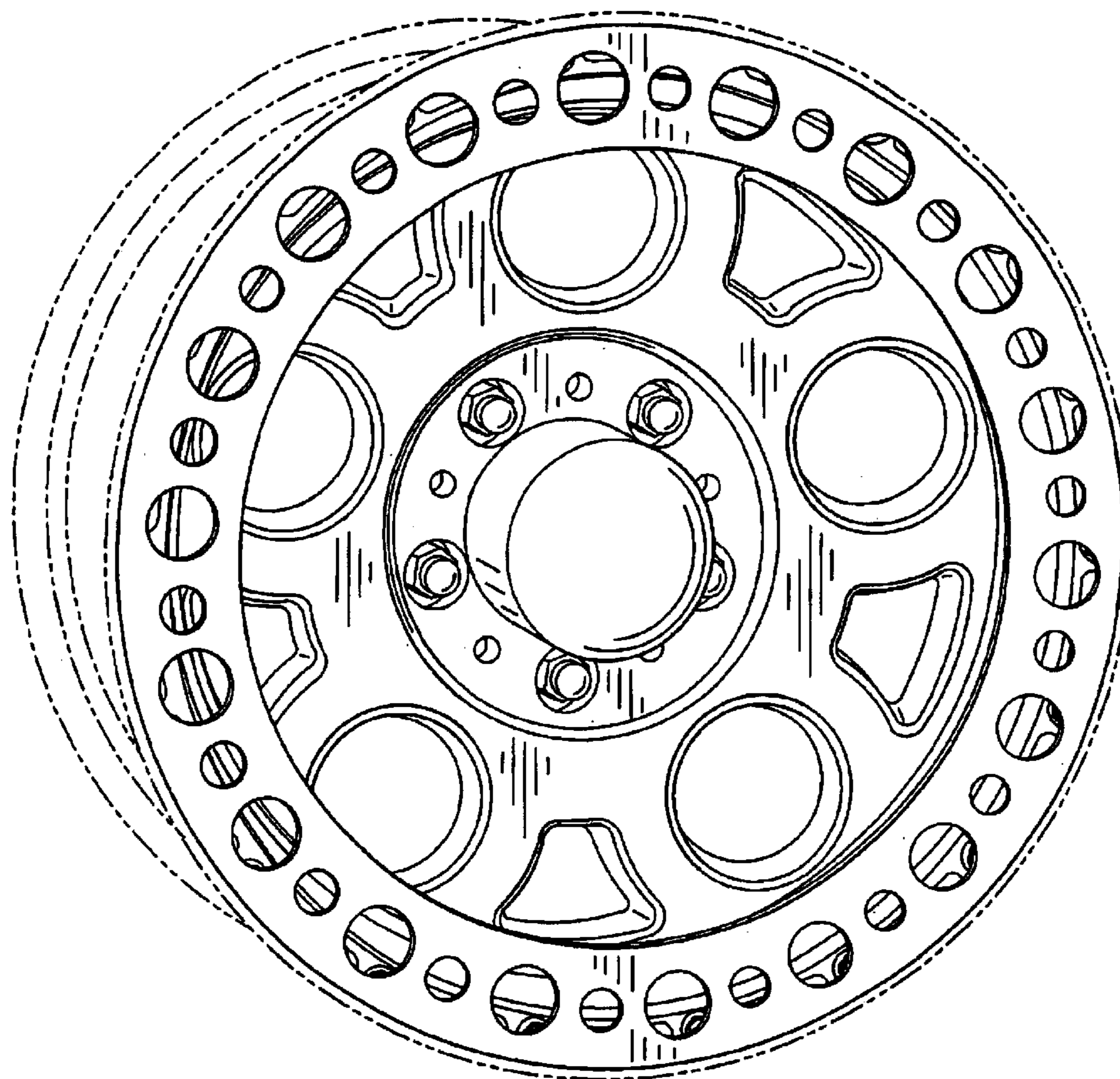
The ornamental design for a motor vehicle wheel front face, as shown and described.

DESCRIPTION

FIG. 1 is a front perspective view of a motor vehicle wheel front face showing my new design; and, FIG. 2 is a front elevational view of the wheel shown in FIG. 1.

The phantom line showing of environment is for illustrative purposes only and forms no part of the claimed design.

1 Claim, 2 Drawing Sheets



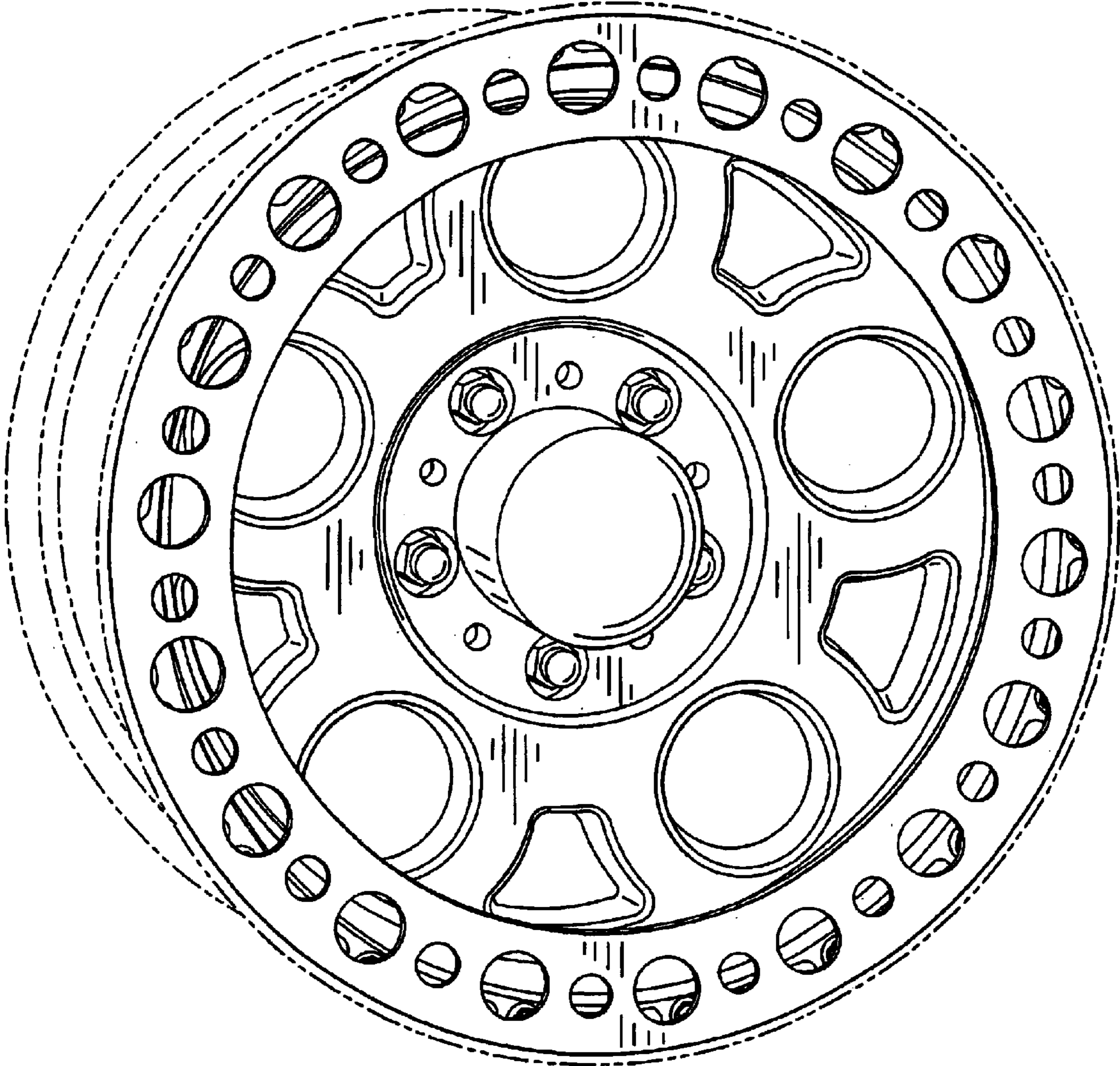


FIG. 1

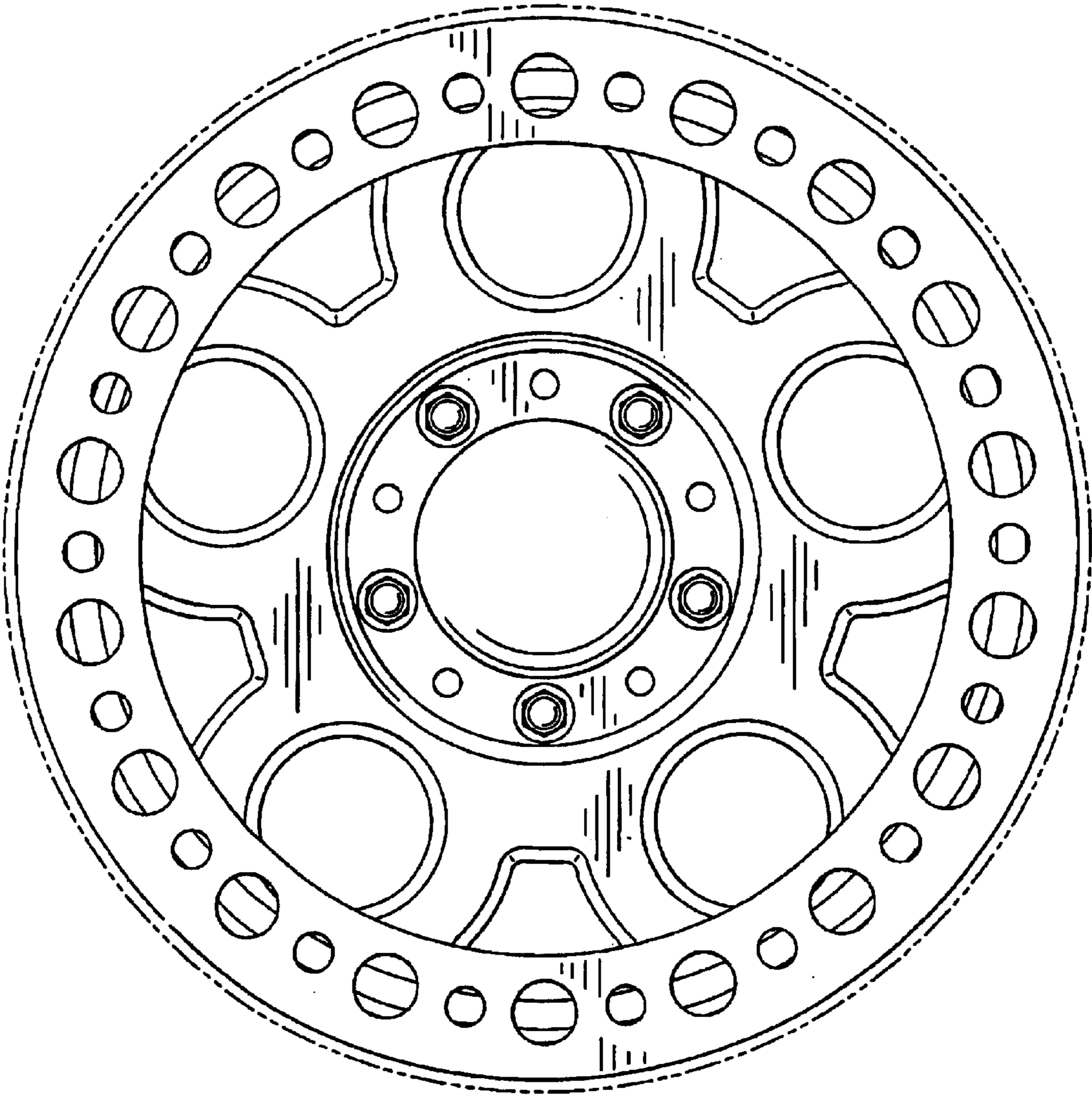


FIG. 2