

US00D492909S1

(12) **United States Design Patent**
Buscart

(10) **Patent No.:** **US D492,909 S**
(45) **Date of Patent:** **** Jul. 13, 2004**

- (54) **SIDE RELEASE BUCKLE**
- (75) Inventor: **Jordi Badrenas Buscart**, Barcelona (ES)
- (73) Assignee: **Illinois Tool Works Inc.**, Glenview, IL (US)
- (**) Term: **14 Years**
- (21) Appl. No.: **29/176,507**
- (22) Filed: **Feb. 21, 2003**

D364,125 S	*	11/1995	Anscher	D11/216
D375,919 S	*	11/1996	Krauss	D11/216
D405,726 S	*	2/1999	Krauss	D11/218
6,052,875 A	*	4/2000	Fudaki	24/625
D424,977 S	*	5/2000	Anscher	D11/216
D424,978 S	*	5/2000	Yoshiguchi	D11/218
D467,521 S	*	12/2002	Yoshiguchi	D11/216

* cited by examiner

Primary Examiner—Ralf Seifert

(74) *Attorney, Agent, or Firm*—Mark W. Croll; Paul F. Donovan

Related U.S. Application Data

- (63) Continuation of application No. 10/366,744, filed on Feb. 14, 2003.
- (51) **LOC (7) Cl.** **11-01**
- (52) **U.S. Cl.** **D11/90**
- (58) **Field of Search** D11/200, 201, D11/208–210, 212–218, 220, 231–234, 237, 86–87, 94; 63/15.2, 15; 24/307, 625, 616, 200, 196, 171, 169, 112, 617

(56) **References Cited**

U.S. PATENT DOCUMENTS

D341,105 S	*	11/1993	Lovato	D11/216
D349,262 S	*	8/1994	Krauss	D11/216

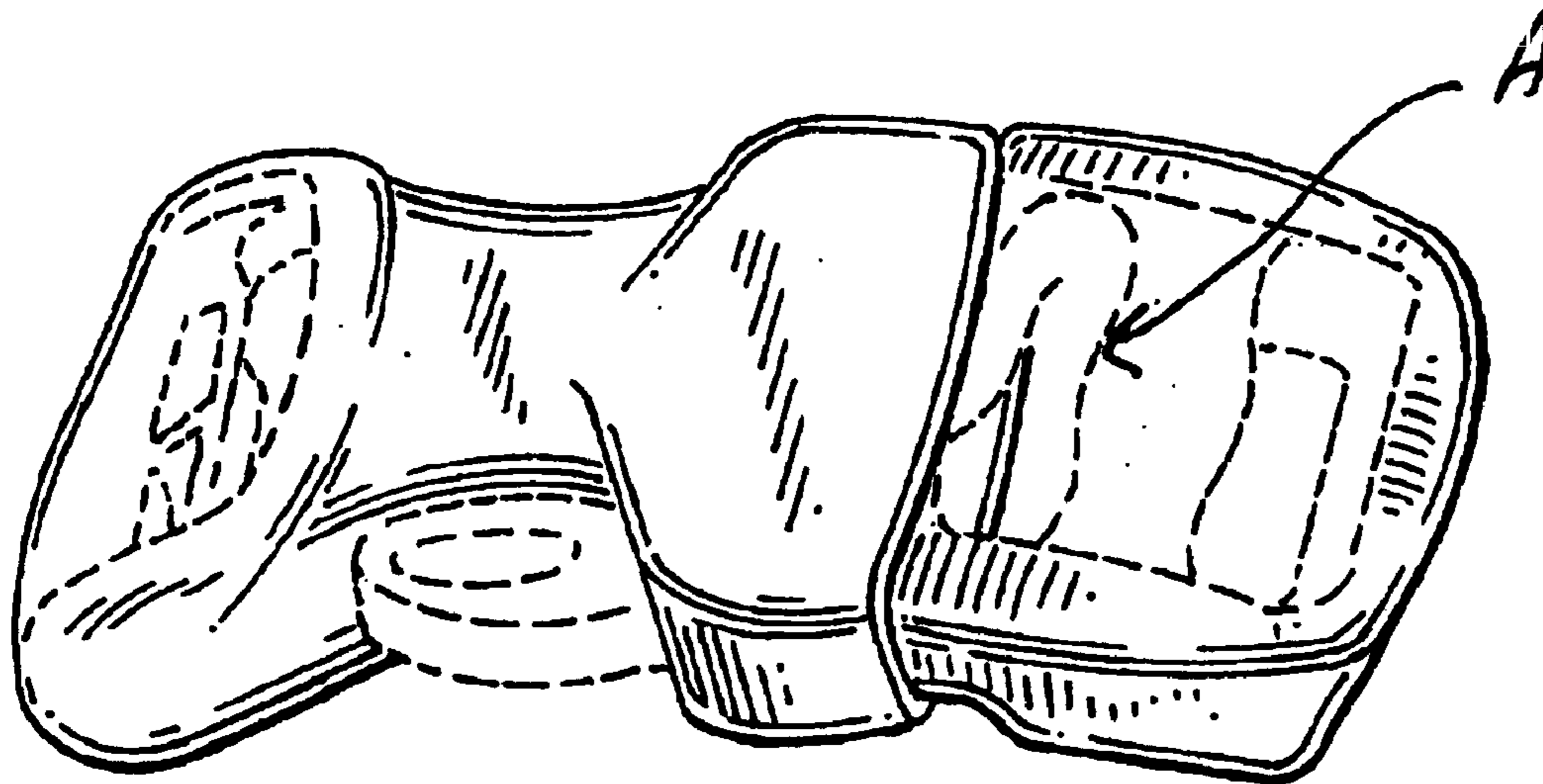
(57) **CLAIM**

The ornamental design for a side release buckle, as shown and described herein.

DESCRIPTION

FIG. 1 is a perspective view of a side release buckle showing the new design;
 FIG. 2 is a top plan view thereof;
 FIG. 3 is a side elevational view of one side thereof, the opposite side being the same as this one side;
 FIG. 4 is a bottom plan view thereof;
 FIG. 5 is a left end elevational view thereof; and,
 FIG. 6 is a right end elevational view thereof.
 The broken line portions of the disclosure are for illustrative purposes only and form no part of the claimed design.

1 Claim, 2 Drawing Sheets



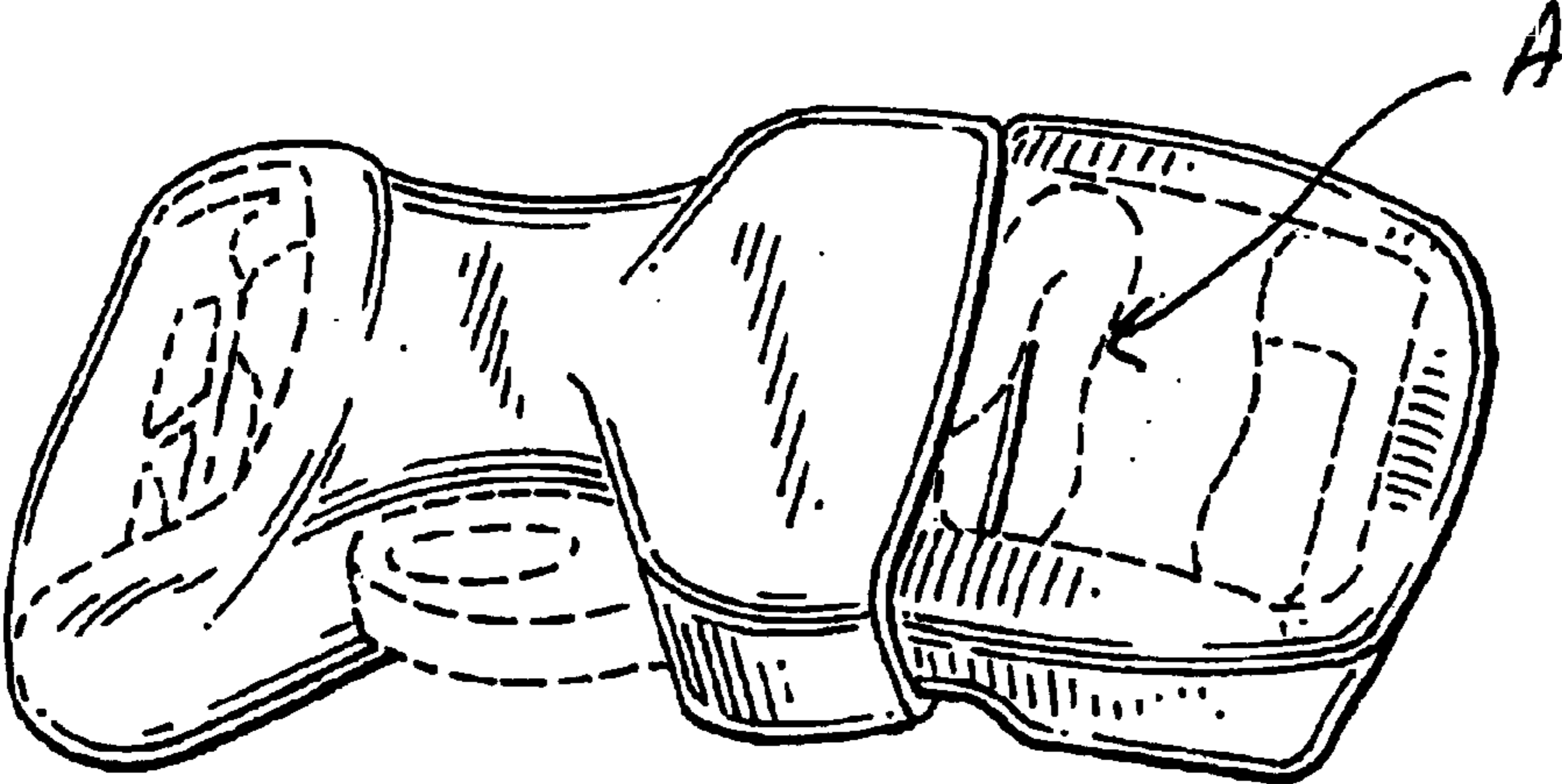


Fig. 4




Fig. 5

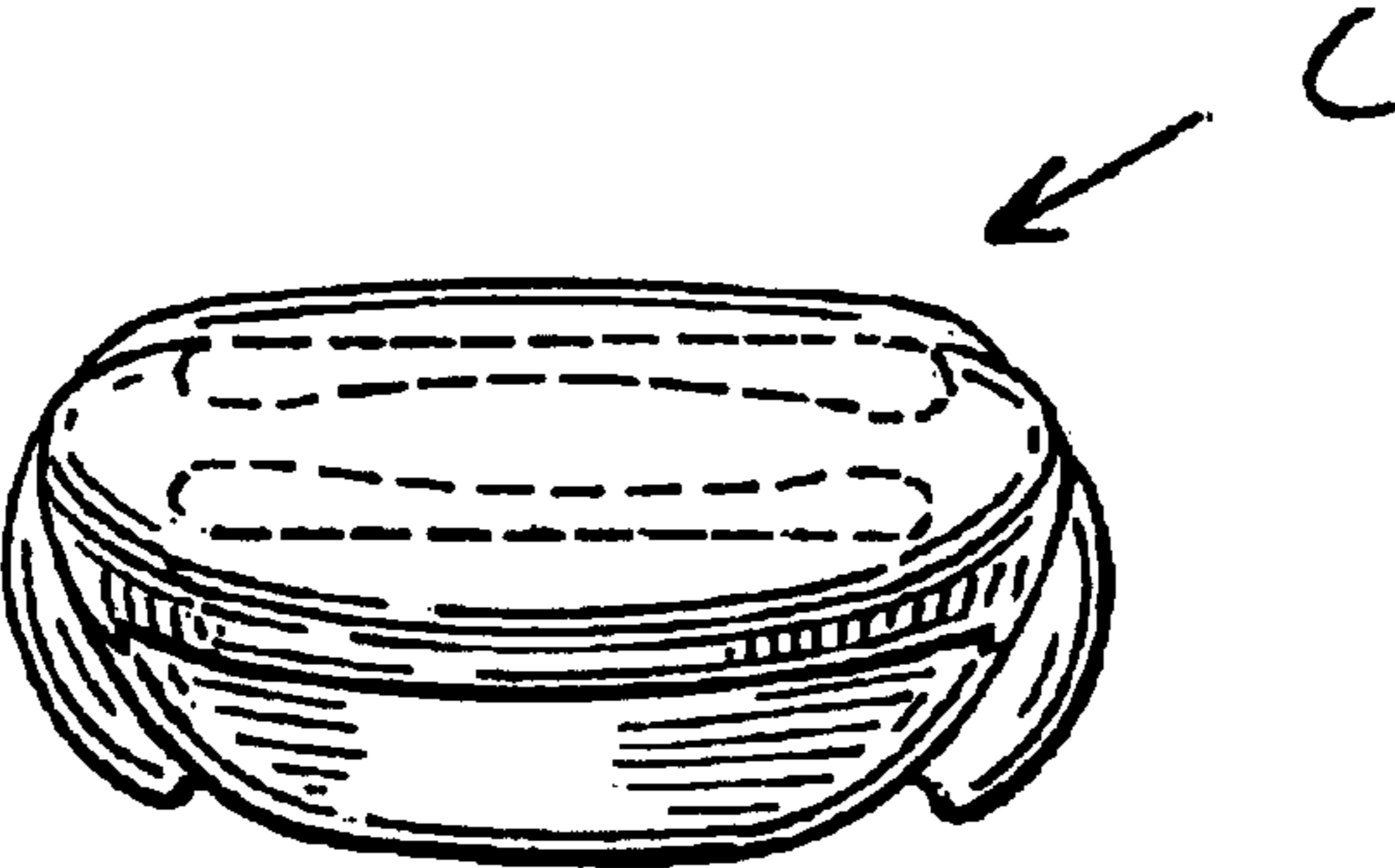


Fig. 6

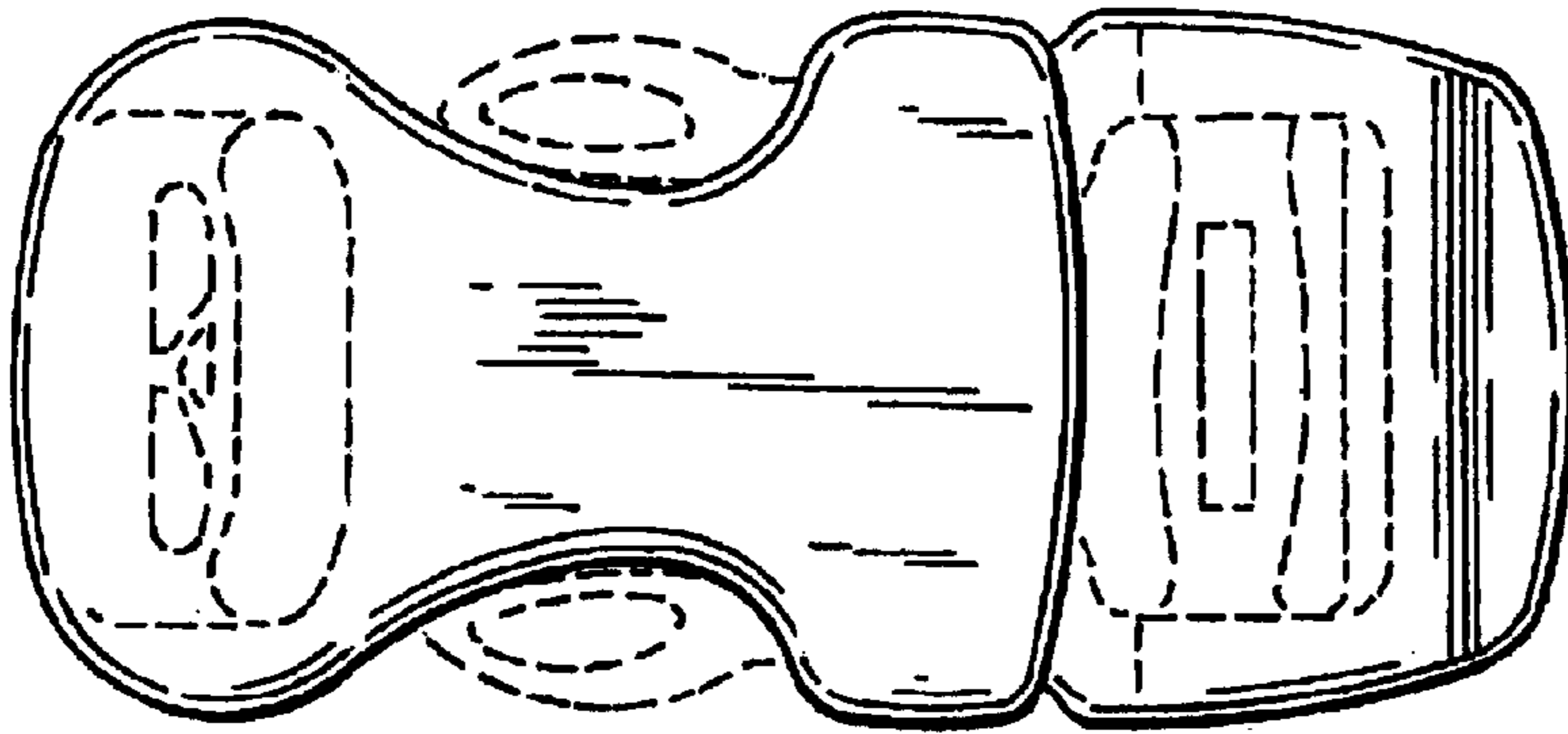


Fig. 4

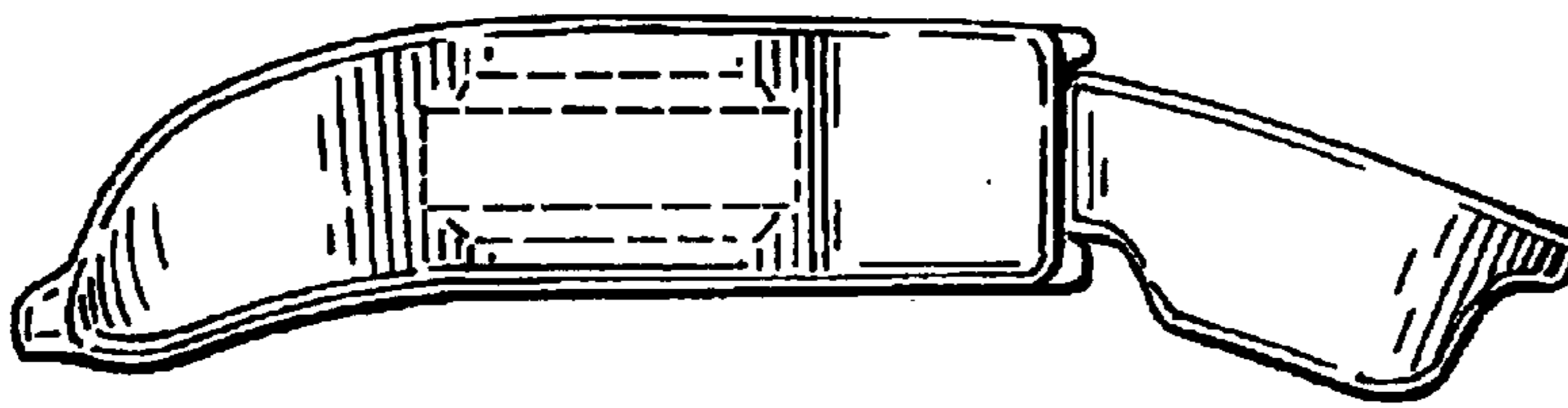


Fig. 3




Fig. 2