



US00D492907S1

(12) **United States Design Patent**
Attar

(10) **Patent No.:** **US D492,907 S**
(45) **Date of Patent:** **** Jul. 13, 2004**

(54) **ONE-PIECE REFLECTIVE PAVEMENT MARKER**

(76) Inventor: **Adil Attar**, P.O. Box 3883, Ontario, CA (US) 91761

(**) Term: **14 Years**

(21) Appl. No.: **29/183,259**

(22) Filed: **Jun. 10, 2003**

(51) **LOC (7) Cl.** **10-05**

(52) **U.S. Cl.** **D10/113**

(58) **Field of Search** D10/109, 111, D10/113; 404/4-16

(56) **References Cited**

U.S. PATENT DOCUMENTS

1,910,791 A *	5/1933	Coppel	404/16
D112,461 S *	12/1938	Glock	D10/113
3,485,148 A *	12/1969	Heenan	404/12
D220,554 S *	4/1971	Hedgewick	D10/113
D230,319 S *	2/1974	Schaefer	D10/113
D244,764 S *	6/1977	Grubauer	D10/113
D266,060 S *	9/1982	Beretta	D10/113
4,726,706 A *	2/1988	Attar	404/14
5,226,745 A *	7/1993	Gartlacher	404/14
D348,311 S *	6/1994	Witzig	D23/313
5,425,596 A *	6/1995	Steere et al.	404/14
5,502,593 A *	3/1996	Hedgewick	359/547
5,513,924 A *	5/1996	Alghunaim	404/14

5,667,335 A *	9/1997	Khieu et al.	404/14
5,897,271 A *	4/1999	Widmer	404/14
6,334,734 B1 *	1/2002	Attar	404/16
D470,787 S *	2/2003	Kim	D10/113

* cited by examiner

Primary Examiner—Nelson C. Holtje


(57) **CLAIM**

The ornamental design for a one-piece reflective pavement marker, as shown and described.

DESCRIPTION

FIG. 1 depicts a perspective view of a new design of monolithically formed reflective pavement marker; FIG. 2 depicts a second perspective view of the new design for a one-piece reflective pavement marker showing a planar base surface with hollow cavities; FIG. 3 is a side view thereof, with the opposite side being identical; FIG. 4 depicts a side view showing a typical cross sectional of the pavement marker body when it is fabricated from a transparent polymeric material; FIG. 5 depicts an elevation view thereof showing the reflective face with raised bumpers; and, FIG. 6 depicts a top plan view showing the angular inclinations of the front face, back face and the multi angular sides.

1 Claim, 3 Drawing Sheets







FIG. 1

FIG. 2



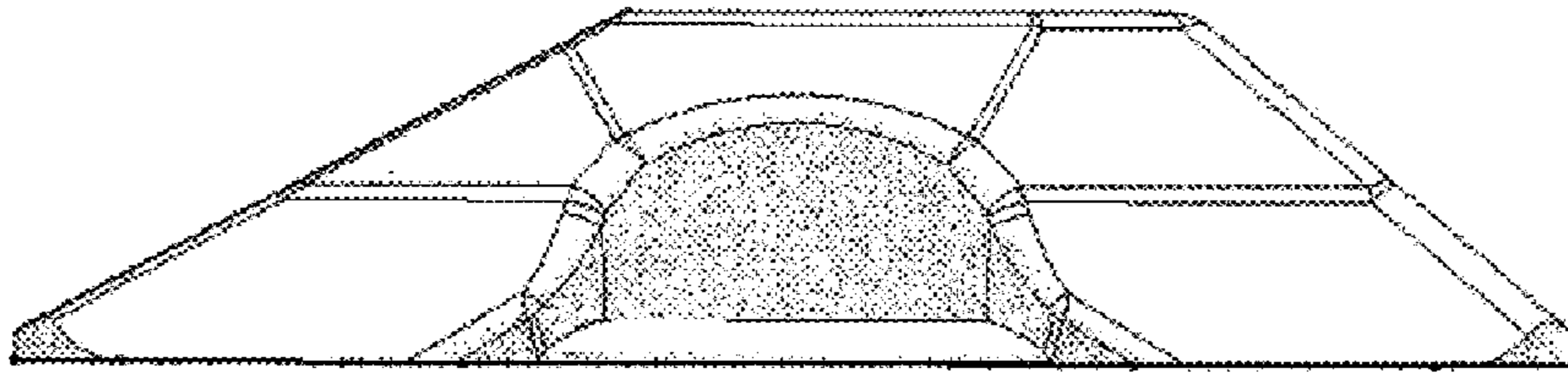


FIG. 3

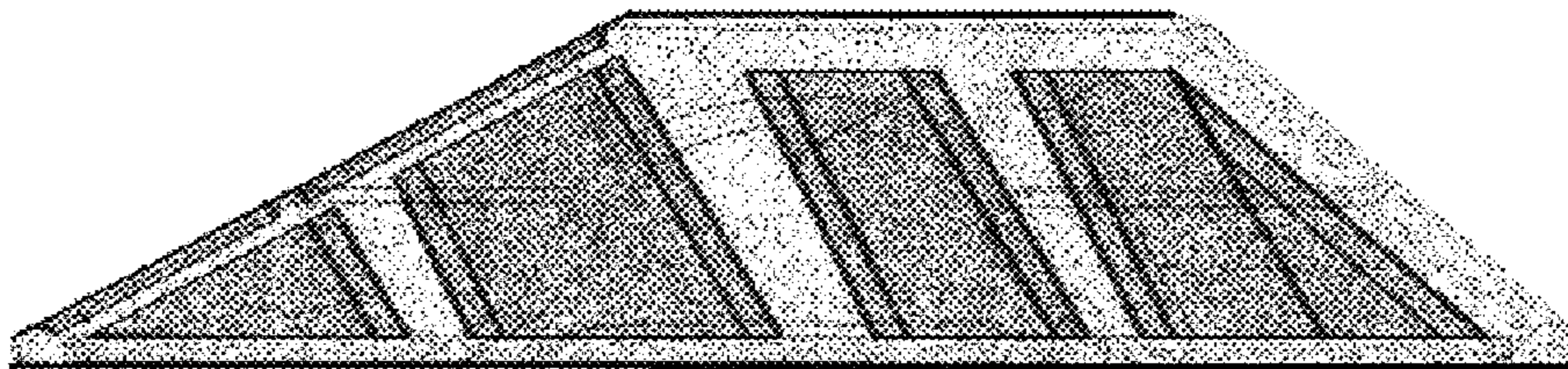


FIG. 4

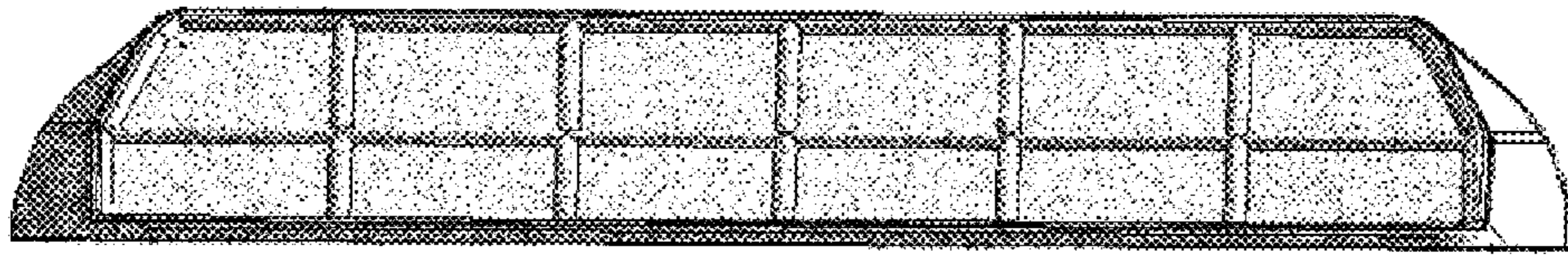


FIG. 5

FIG. 6

