

US00D492854S1

(12) **United States Design Patent**  
**Nastri**

(10) **Patent No.:** **US D492,854 S**  
(45) **Date of Patent:** **\*\* Jul. 13, 2004**

(54) **SOFA**  
(76) **Inventor:** **Giovanni Nastri**, Via Nazionale del  
Giovi, 159 Lentate sul Seveso, Milan  
(IT)

(\*\*) **Term:** **14 Years**

(21) **Appl. No.:** **29/162,826**

(22) **Filed:** **Jun. 18, 2002**

(30) **Foreign Application Priority Data**

Dec. 19, 2001 (IT) ..... MI2001O0838

(51) **LOC (7) Cl.** ..... **06-01**

(52) **U.S. Cl.** ..... **D6/381**

(58) **Field of Search** ..... D6/334, 335, 336,  
D6/364, 371, 381, 500, 501, 502; 5/12.1;  
297/232

(56) **References Cited**

**U.S. PATENT DOCUMENTS**

D381,829 S	*	8/1997	Natuzzi et al.	.....	D6/381
D382,131 S	*	8/1997	Natuzzi et al.	.....	D6/381
D384,218 S	*	9/1997	Natuzzi et al.	.....	D6/381
D388,971 S	*	1/1998	Natuzzi et al.	.....	D6/381
D390,371 S	*	2/1998	Gibson	.....	D6/381
D390,715 S	*	2/1998	Natuzzi et al.	.....	D6/381
D391,092 S	*	2/1998	Natuzzi et al.	.....	D6/381
D391,094 S	*	2/1998	Natuzzi et al.	.....	D6/381
D399,355 S	*	10/1998	Natuzzi et al.	.....	D6/381
D399,359 S	*	10/1998	Natuzzi et al.	.....	D6/381

D407,229 S	*	3/1999	Riboldi	.....	D6/381
D407,574 S	*	4/1999	Natuzzi et al.	.....	D6/381
D424,318 S	*	5/2000	Natuzzi et al.	.....	D6/381
D430,749 S	*	9/2000	Natuzzi et al.	.....	D6/381
D431,925 S	*	10/2000	Natuzzi et al.	.....	D6/381
D432,327 S	*	10/2000	Natuzzi et al.	.....	D6/381
D445,590 S	*	7/2001	Natuzzi et al.	.....	D6/381
D446,041 S	*	8/2001	Natuzzi et al.	.....	D6/381
D470,672 S	*	2/2003	Natuzzi et al.	.....	D6/381
D471,374 S	*	3/2003	Natuzzi et al.	.....	D6/381
D476,165 S	*	6/2003	Ricci	.....	D6/381
D476,166 S	*	6/2003	Ricci	.....	D6/381
D476,497 S	*	7/2003	Ricci	.....	D6/381

\* cited by examiner

*Primary Examiner*—Gary D. Watson

(74) *Attorney, Agent, or Firm*—Hedman & Costigan, P.C.

(57) **CLAIM**

The ornamental design for a sofa, as shown and described.

**DESCRIPTION**

FIG. 1 is a front perspective view of an embodiment of a sofa according to the invention;

FIG. 2 is a front view of a sofa according to the invention;

FIG. 3 is a back view of the sofa;

FIG. 4 is a right side view of the sofa;

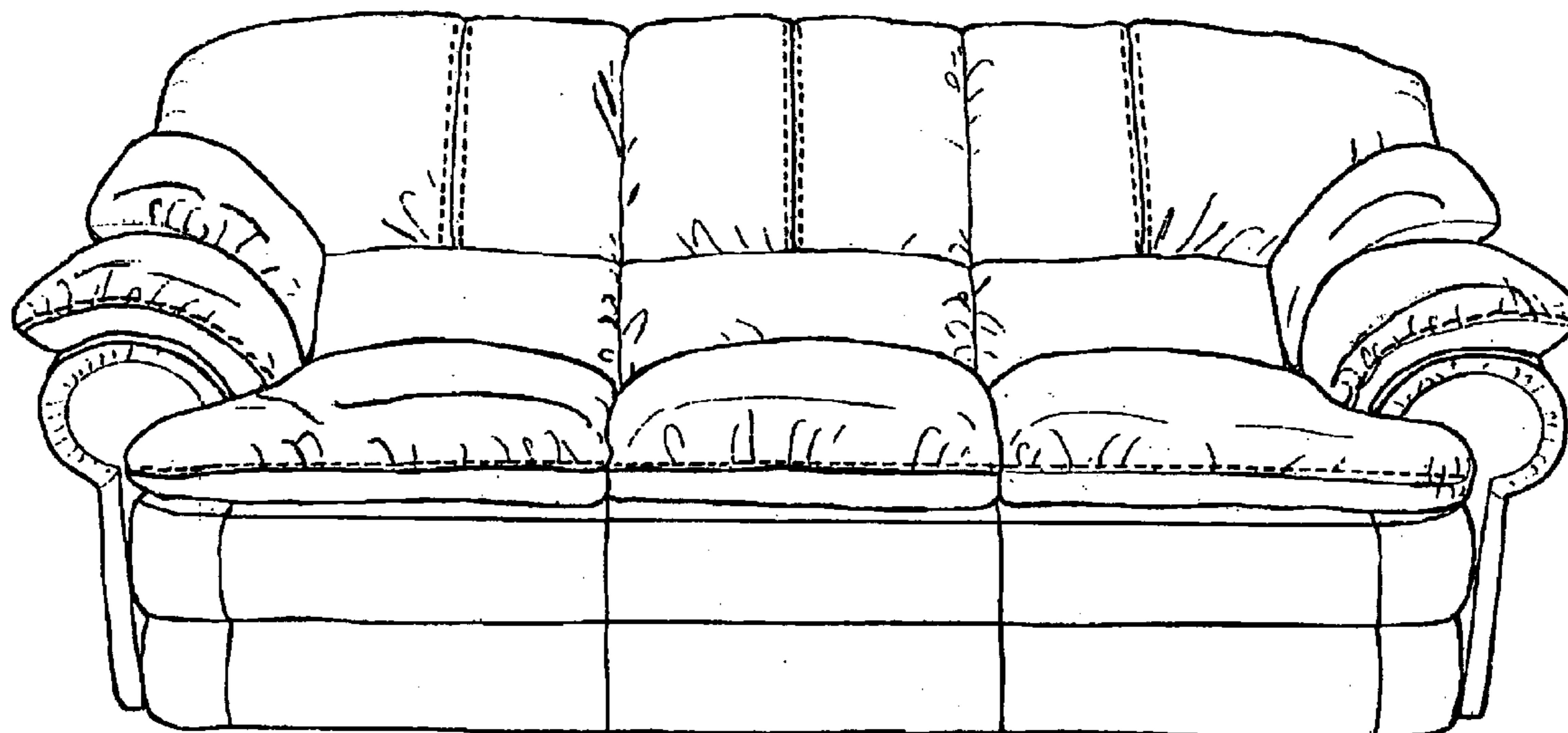
FIG. 5 is a left side view of the sofa;

FIG. 6 is a top view of the sofa; and,

FIG. 7 is a bottom view of the sofa.

The broken lines shown are understood to represent stitching.

**1 Claim, 6 Drawing Sheets**



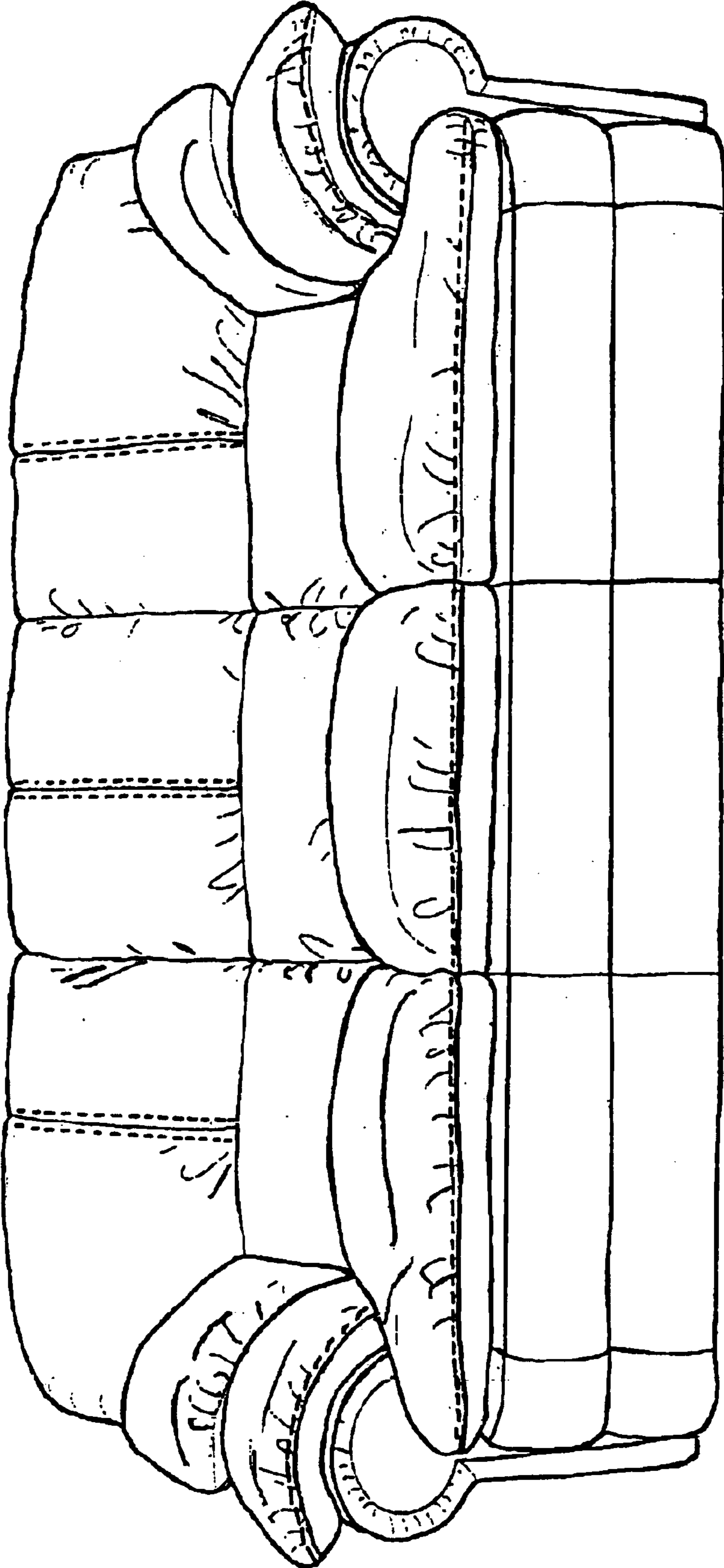


FIG 1

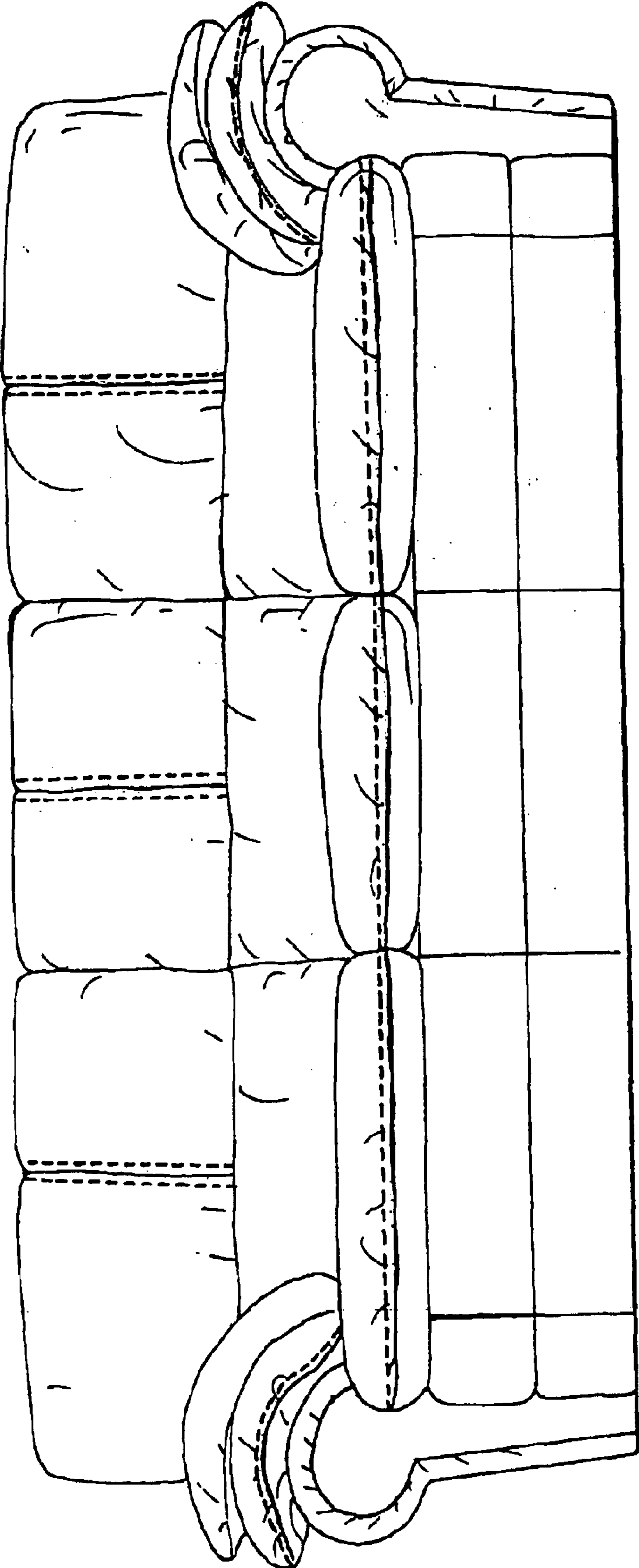


FIG 2




FIG 3

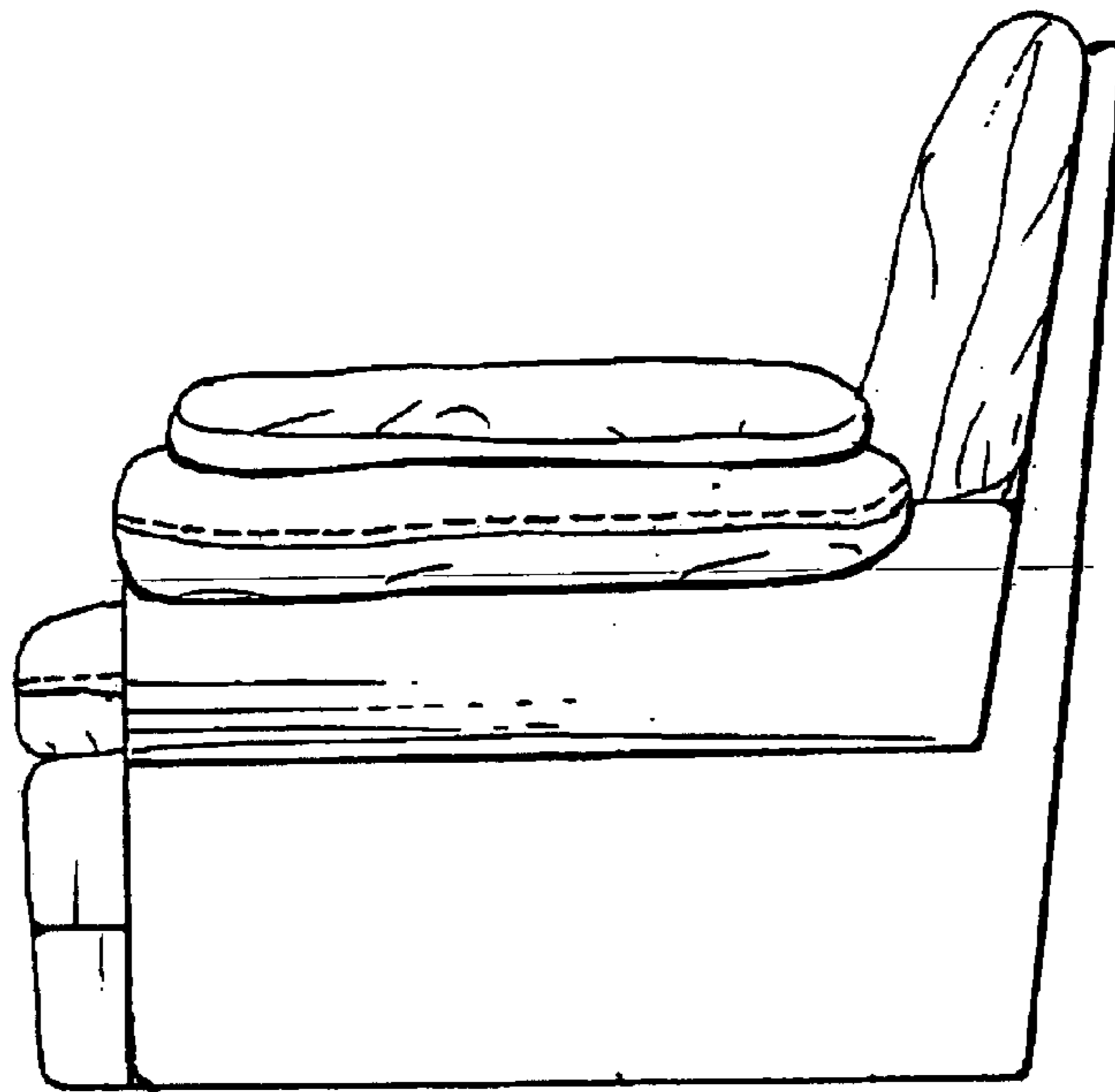


FIG 4




FIG 5

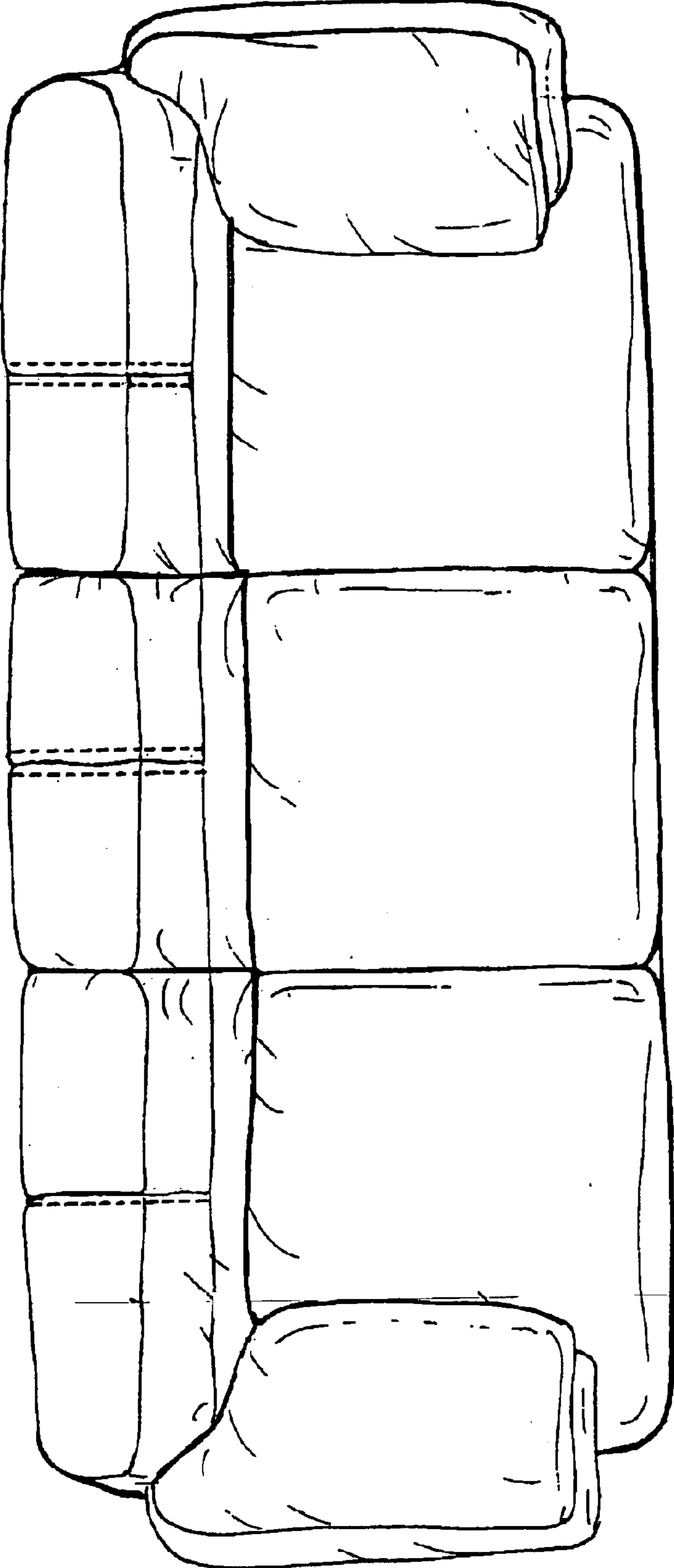


FIG 6

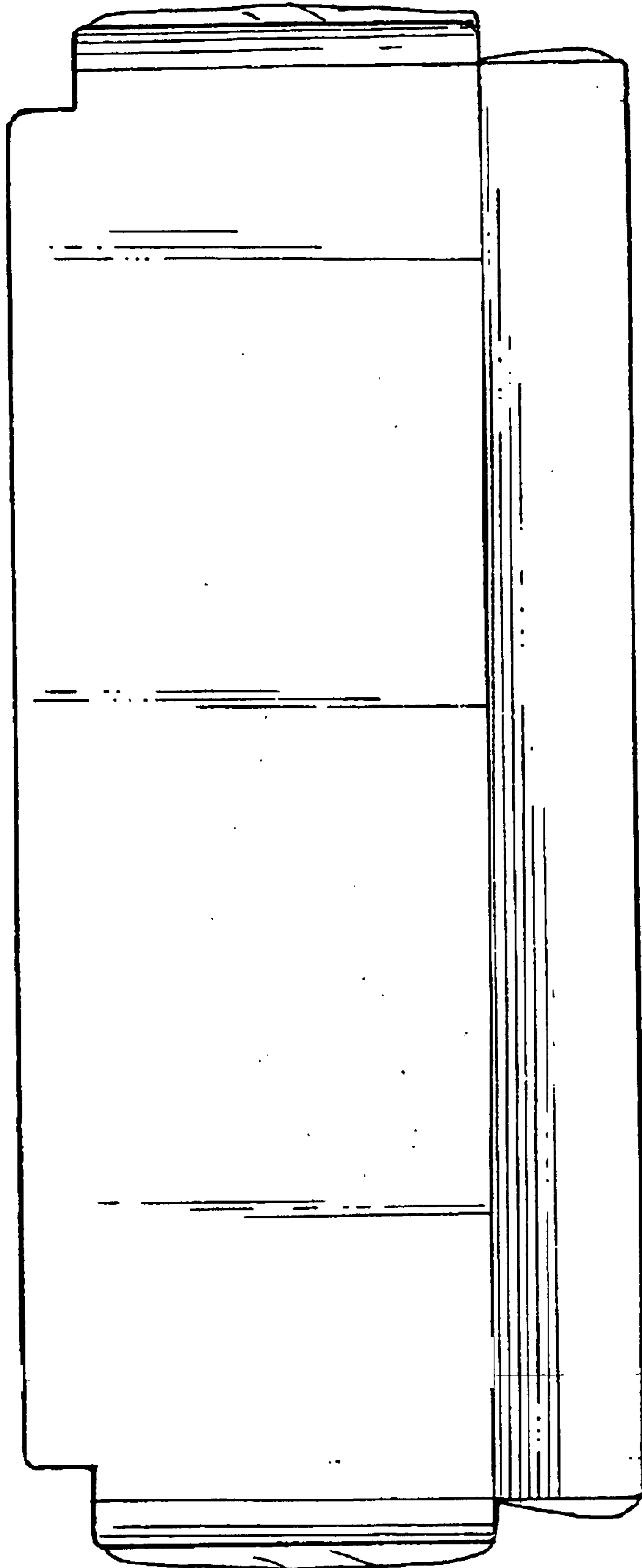


FIG 7