

US00D492843S1

(12) **United States Design Patent** (10) **Patent No.:** **US D492,843 S**
Domotor (45) **Date of Patent:** **** Jul. 13, 2004**

(54) **SHOULDER BAG WITH TRANSPARENT
POCKET FOR PERSONAL DIGITAL
ASSISTANT**

(75) Inventor: **Agnes Csilla Domotor**, Jamaica Plain,
MA (US)

(73) Assignee: **The Gem Group, Inc.**, Lawrence, MA
(US)

(**) Term: **14 Years**

(21) Appl. No.: **29/164,180**

(22) Filed: **Jul. 19, 2002**

(51) **LOC (7) Cl.** **03-01**

(52) **U.S. Cl.** **D3/284; D3/276; D3/900**

(58) **Field of Search** D3/273, 276, 283,
D3/285, 286, 287, 288, 289; 190/100, 109,
110, 111, 112, 900, 901

(56) **References Cited**

U.S. PATENT DOCUMENTS

D280,780 S	*	10/1985	Thomas	D3/285
D284,623 S	*	7/1986	Gerch	D3/274
D346,694 S	*	5/1994	Cyr et al.	D3/287
D360,978 S	*	8/1995	Willard et al.	D3/301
D380,612 S	*	7/1997	Kelley et al.	D3/289
D399,056 S	*	10/1998	Tawil	D3/283
D417,782 S	*	12/1999	Tawil	D3/283
D441,533 S	*	5/2001	Tawil	D3/283
D464,197 S	*	10/2002	Kegels	D3/289

* cited by examiner

Primary Examiner—Philip S. Hyder

(74) *Attorney, Agent, or Firm*—Cesari and McKenna, LLP;
William A. Loginov

(57) **CLAIM**

The ornamental design for a shoulder bag with transparent
pocket for personal digital assistant, substantially as shown.

DESCRIPTION

This application is related to commonly-owned U.S. Design
patent application Ser. No. 29/162,943, entitled Bag-Mount-
able Pocket For Personal Digital Assistant by Domotor; U.S.
patent application Ser. No. 10/199,518, entitled Pocket For
Personal Digital Assistant with Transparent Access Window
by Issacson, et al.; and U.S. Design patent applications Ser.
Nos. 29/164,236, 29/161,181 and 29/164,230, each entitled
Shoulder Bag With Transparent Pocket for Personal Digital
Assistant by Domotor.

FIG. 1 is an isometric view from the front of a shoulder bag
with transparent pocket for personal digital assistant, with
flap opened, incorporating the design;

FIG. 2 is a front view thereof;

FIG. 3 is a back view thereof;

FIG. 4 is a left-side view thereof;

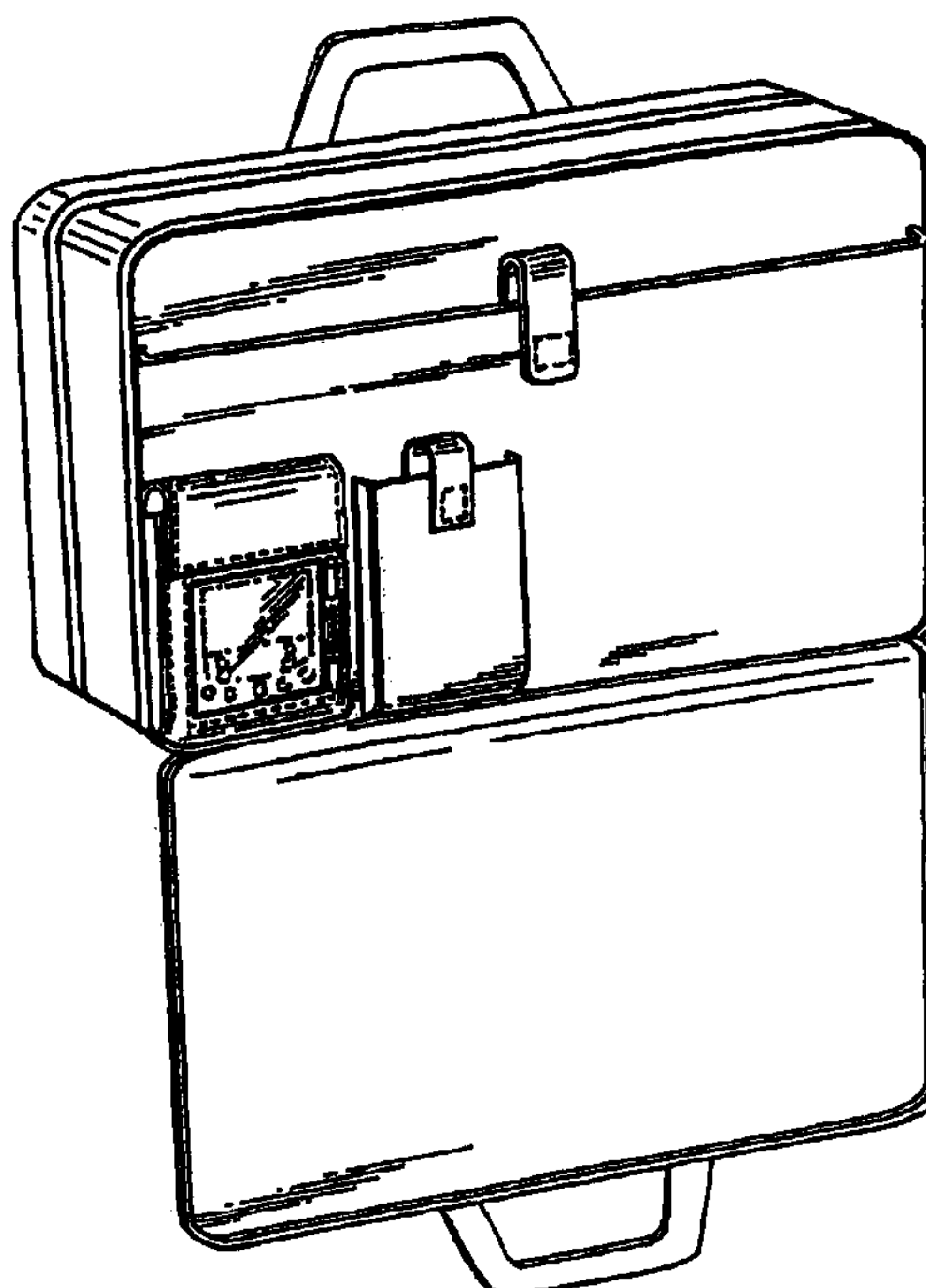
FIG. 5 is a right-side view thereof;

FIG. 6 is a top view thereof; and,

FIG. 7 is a bottom view thereof.

The broken line showing of the personal digital assistant in
FIG. 1 and FIG. 2 is for illustrative purposes only and forms
no part of the claimed design. The window covering the
digital assistant is transparent.

1 Claim, 5 Drawing Sheets



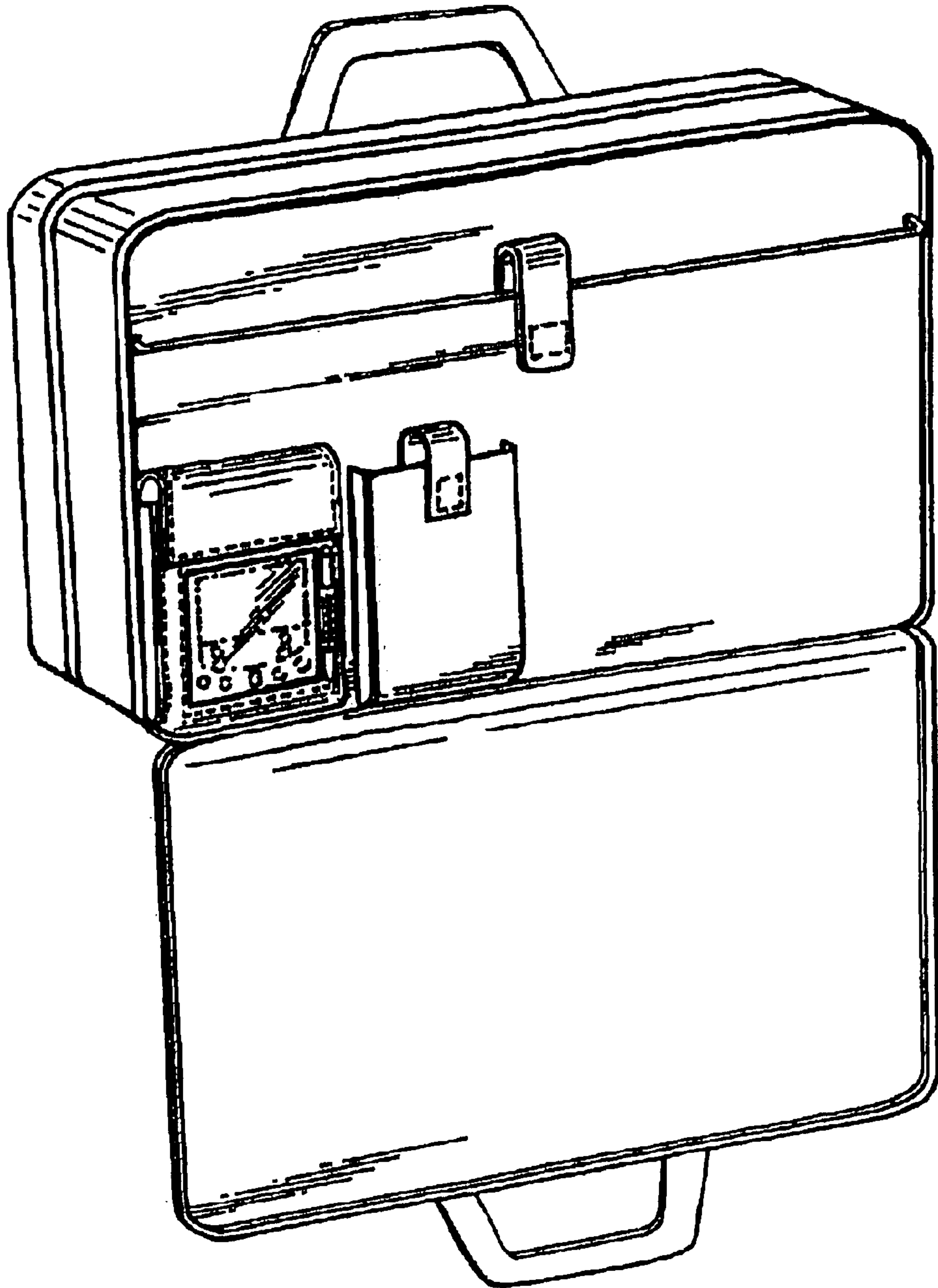


Fig. 1

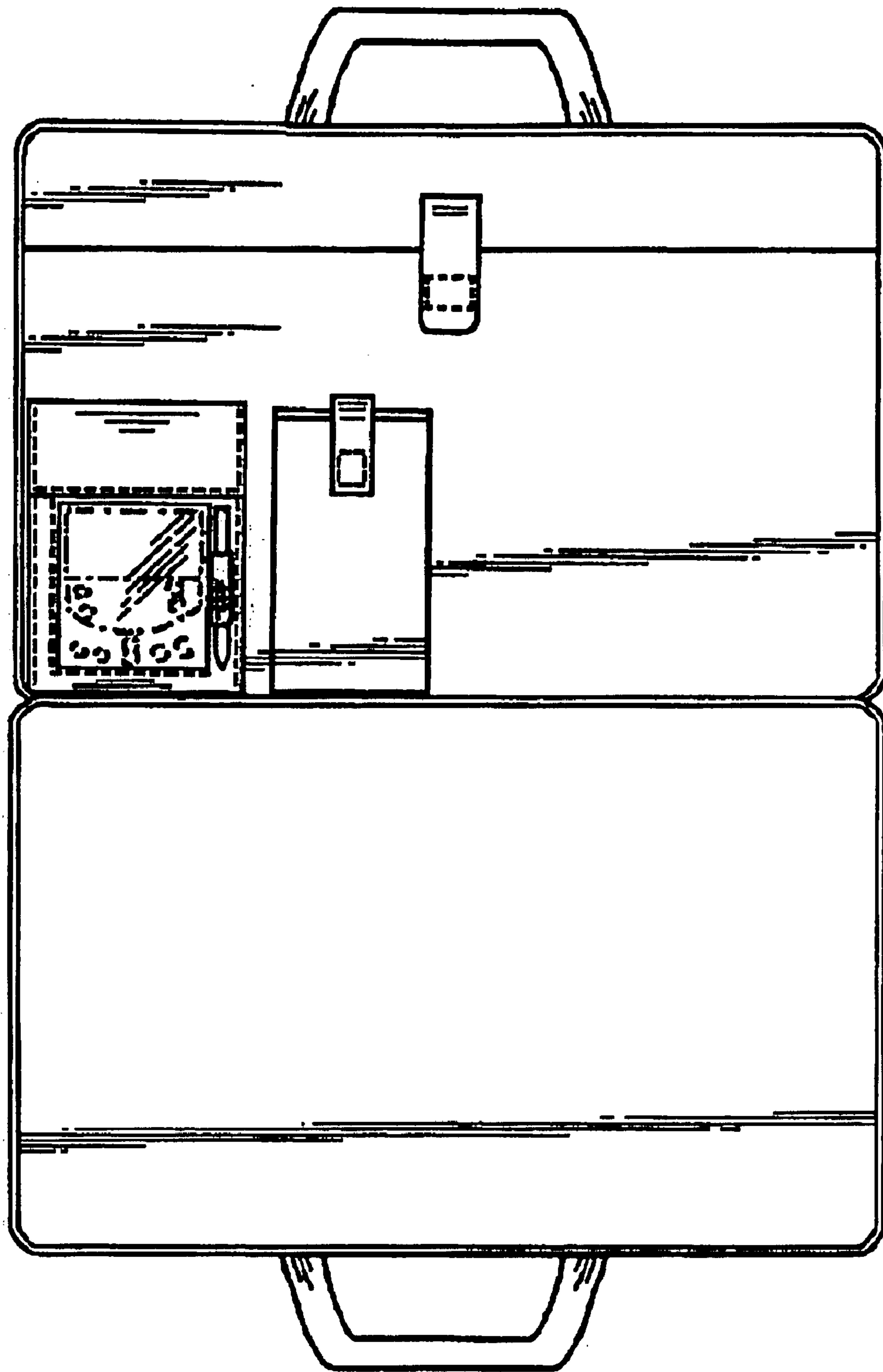


Fig. 2

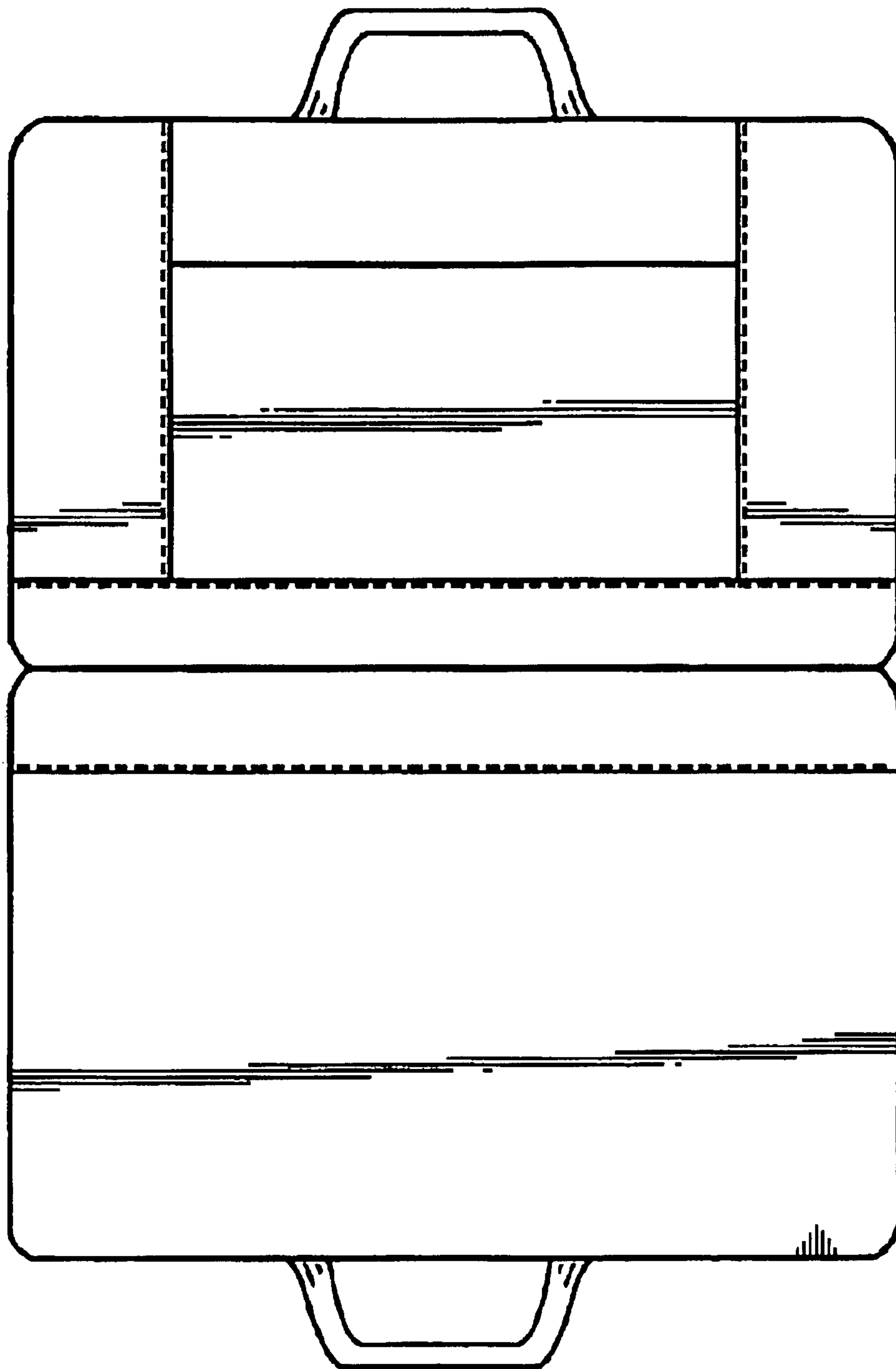


Fig. 3




Fig. 4

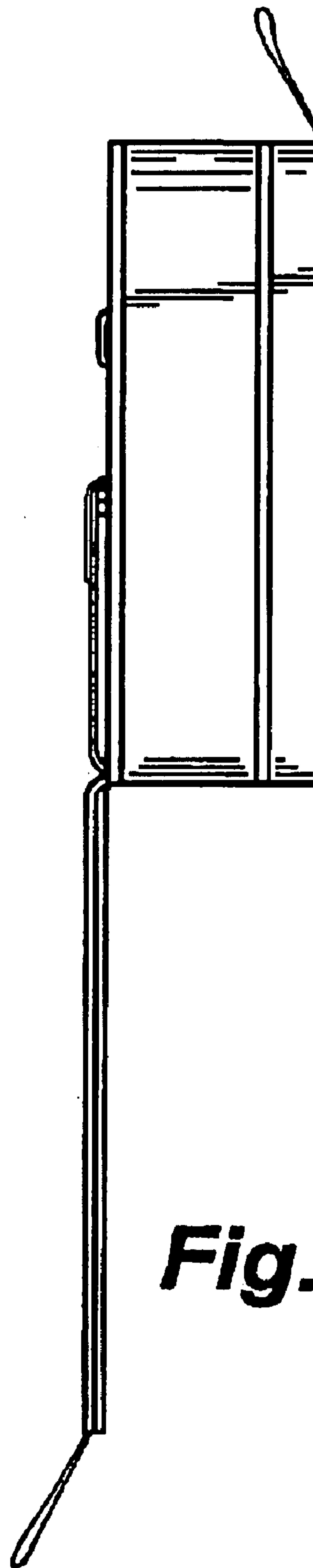


Fig. 5

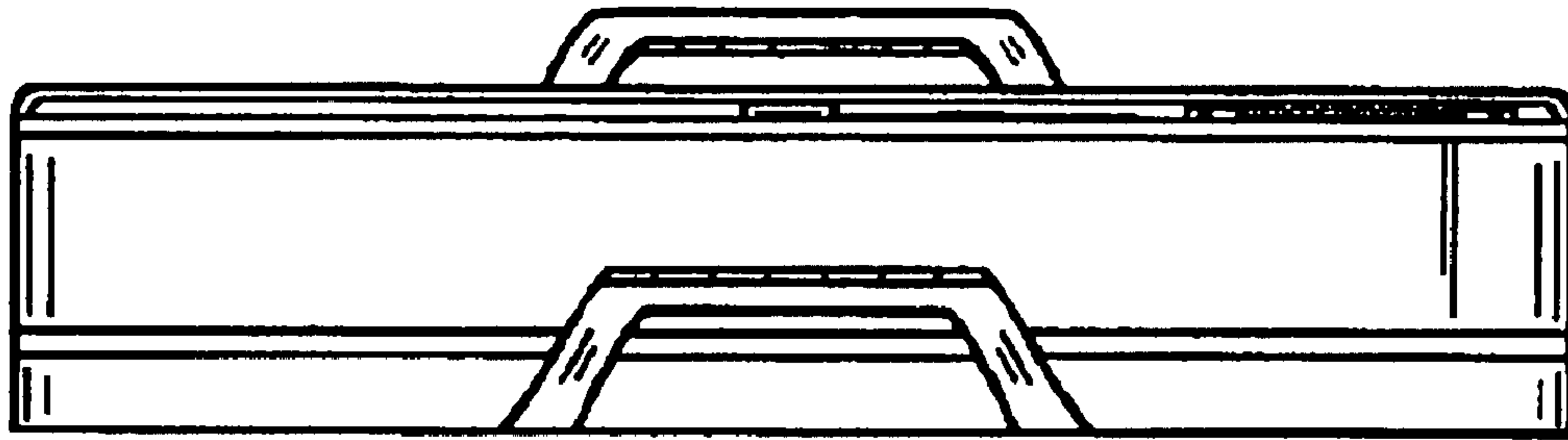


Fig. 6




Fig. 7