



US00D492840S1

(12) **United States Design Patent**
Hearn

(10) **Patent No.:** **US D492,840 S**
(45) **Date of Patent:** **** Jul. 13, 2004**

(54) **SHOE**
(76) **Inventor:** **David A. Hearn**, 528 Montezuma St.,
Rio Vista, CA (US) 94571
(**) **Term:** **14 Years**

D273,628 S * 5/1984 Huberman et al. D2/907
D324,446 S * 3/1992 Ethier D2/907
D335,570 S * 5/1993 Hatfield et al. D2/969
D461,948 S * 8/2002 Merceron D2/960
D465,904 S * 11/2002 Levine D2/908
D485,422 S * 1/2004 Levine D2/908

* cited by examiner

(21) **Appl. No.:** **29/180,197**
(22) **Filed:** **Apr. 22, 2003**

Primary Examiner—Dominic Simone

(51) **LOC (7) Cl.** **02-04**
(52) **U.S. Cl.** **D2/923; D2/908; D2/924;**
D2/951
(58) **Field of Search** D2/896, 907, 908,
D2/921, 923, 924, 960, 969; 36/32 R, 83,
10, 9 R, 8.2, 8.3

(57) **CLAIM**

The ornamental design for a shoe, as shown and described.

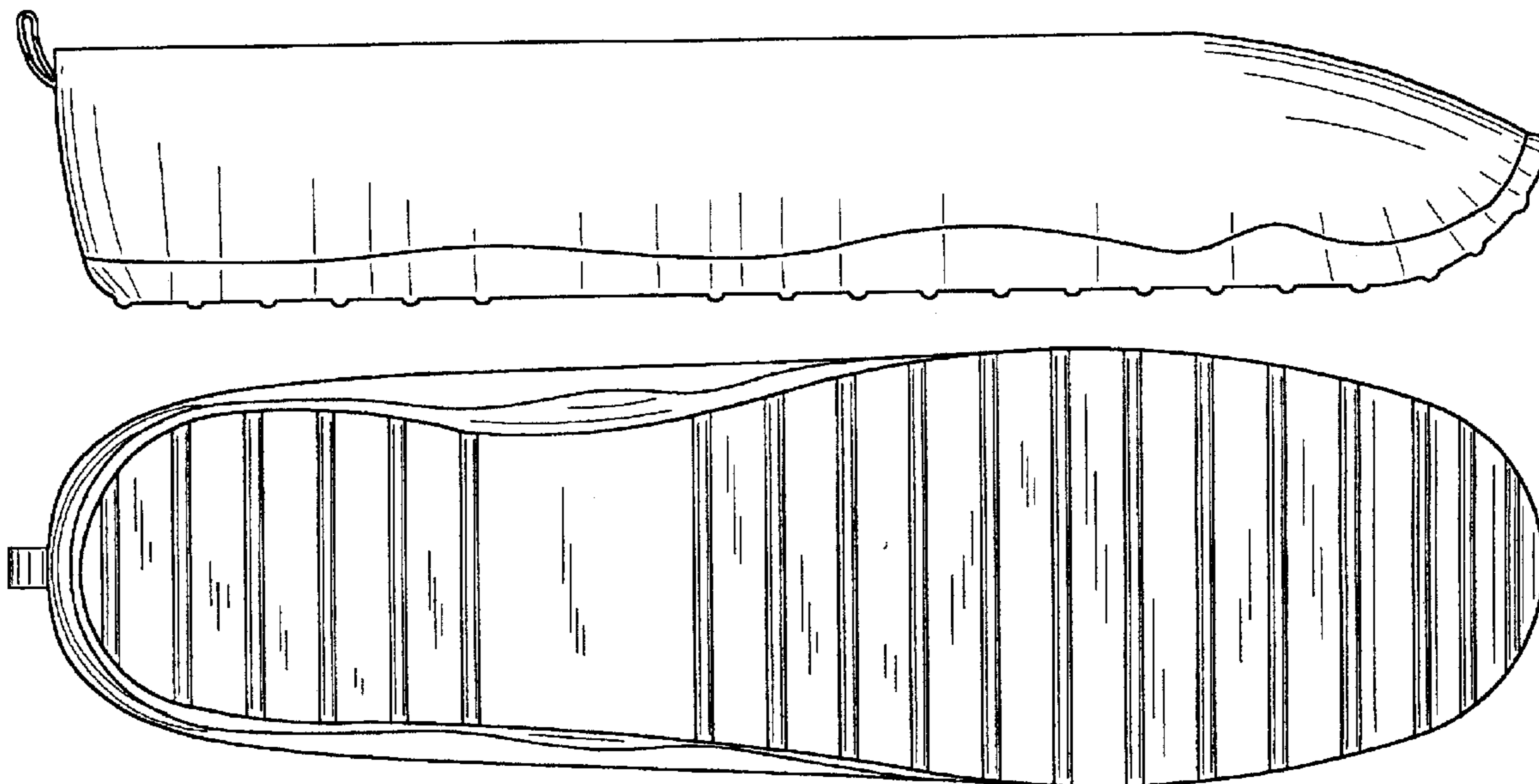
DESCRIPTION

FIG. 1 is a right side view of a shoe showing my new design.
FIG. 2 is a left side view of the shoe.
FIG. 3 is a back view of the shoe.
FIG. 4 is a front view of the shoe.
FIG. 5 is a top view of the shoe; and,
FIG. 6 is a bottom view of the shoe.

(56) **References Cited**
U.S. PATENT DOCUMENTS

306,561 A * 10/1884 Vaughan 36/32 R
D145,670 S * 10/1946 Kroto D2/921
D147,318 S * 8/1947 Carpenter D2/923

1 Claim, 3 Drawing Sheets



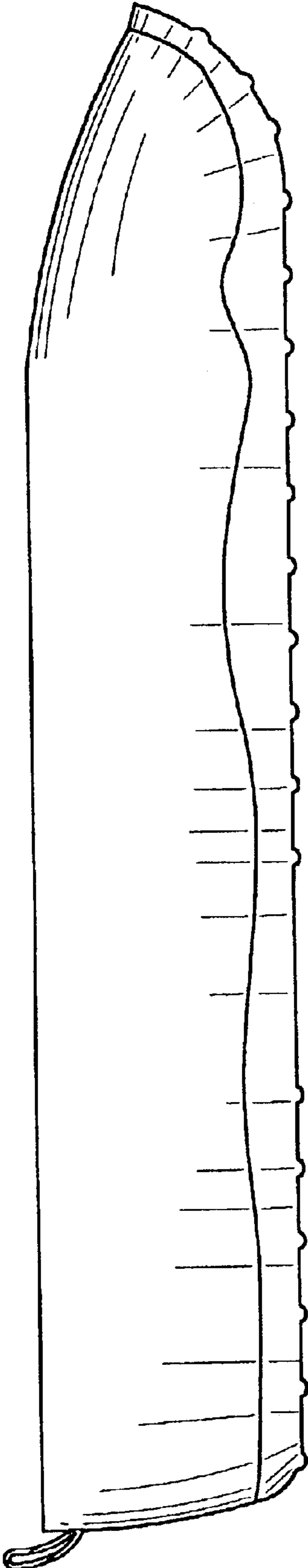


FIG. 1

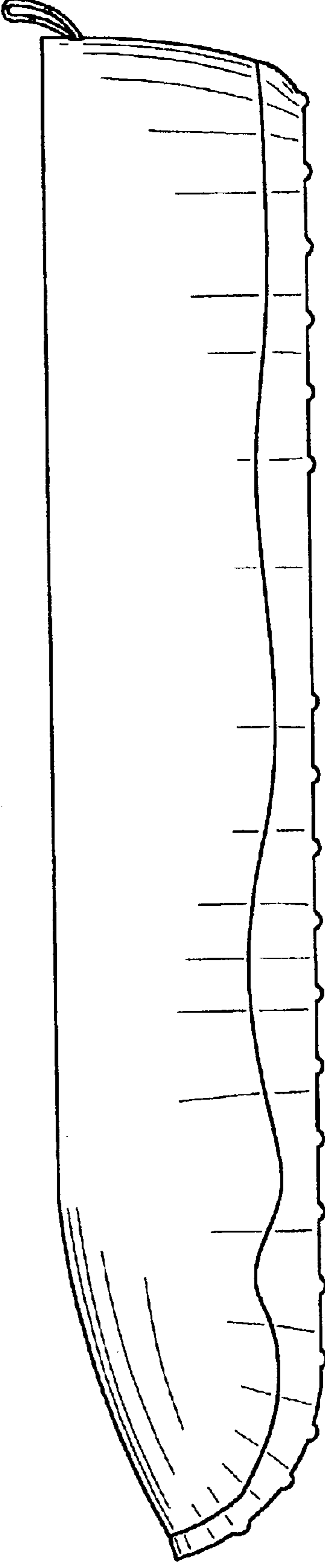


FIG. 2

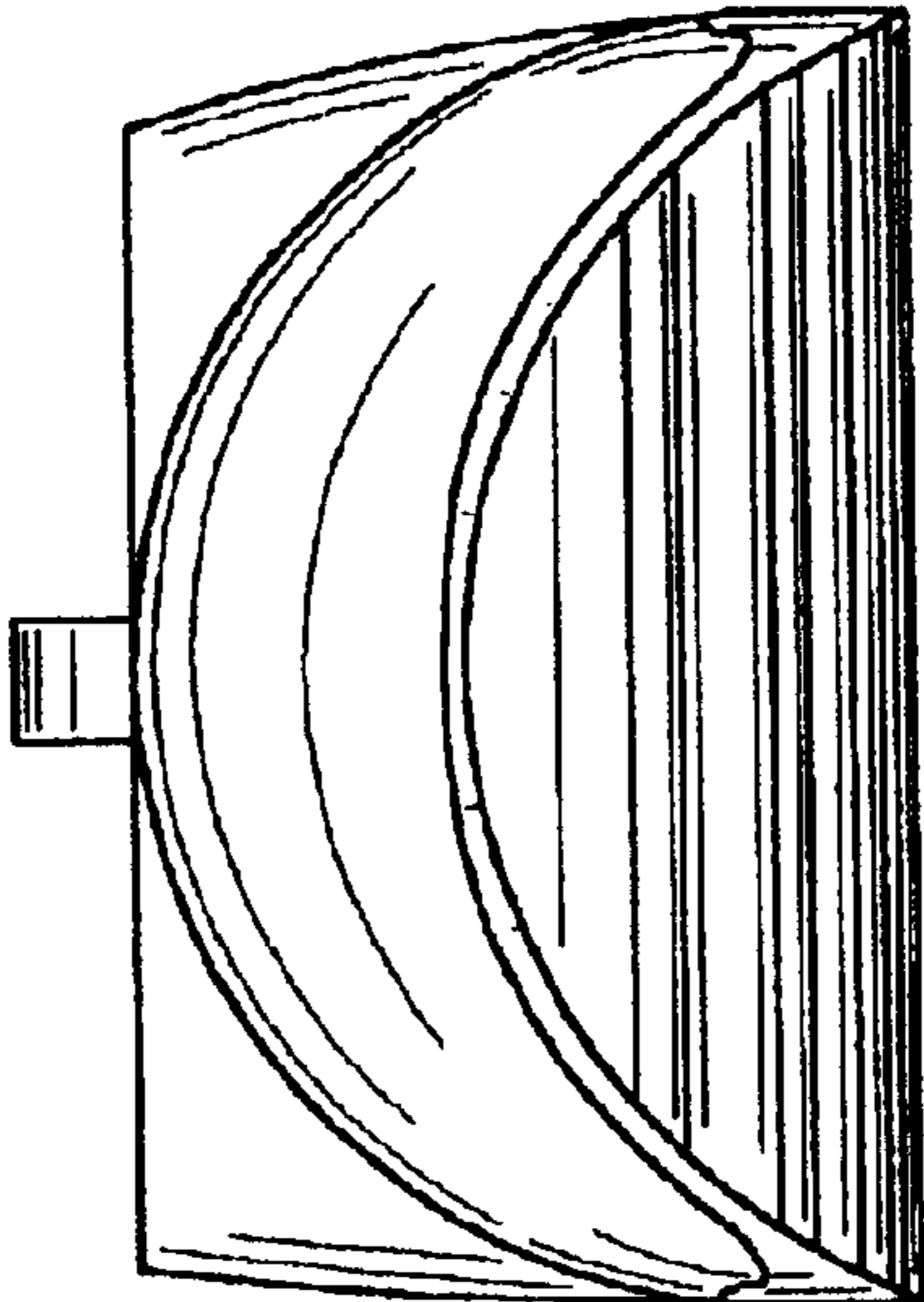


FIG. 4




FIG. 3

FIG. 5

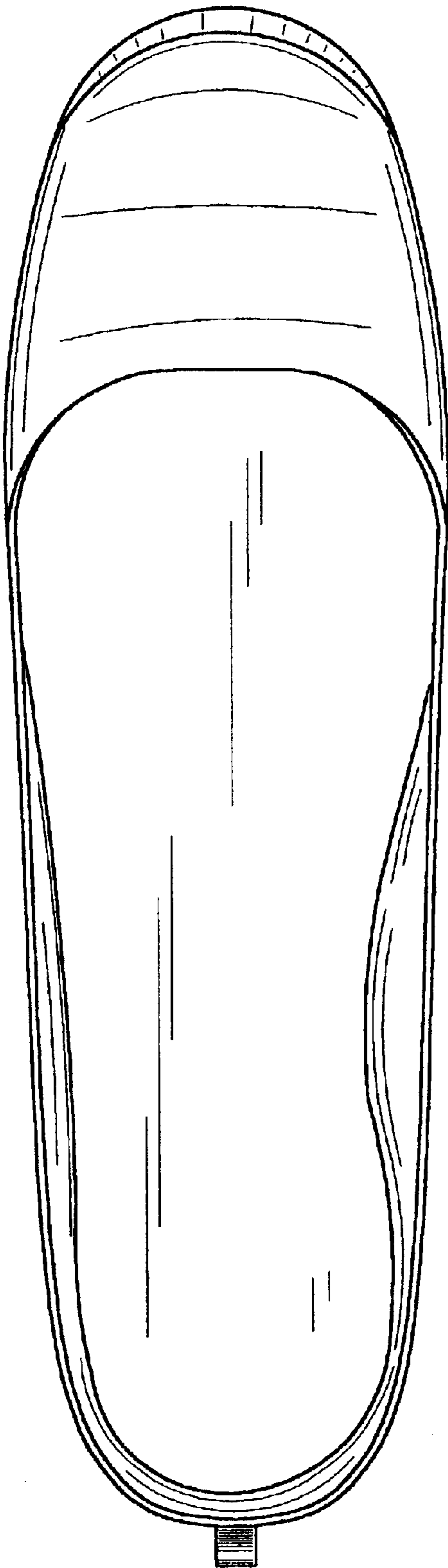


FIG. 6

