

US00D492832S1

(12) **United States Design Patent**
Braud

(10) **Patent No.:** **US D492,832 S**
(45) **Date of Patent:** **** Jul. 6, 2004**

- (54) **FORKLIFT VEHICLE**
- (75) **Inventor:** **Marcel-Claude Braud**, Saint Herblon (FR)
- (73) **Assignee:** **Manitou BF**, Ancens (FR)
- (**) **Term:** **14 Years**
- (21) **Appl. No.:** **29/182,843**
- (22) **Filed:** **Jun. 3, 2003**
- (30) **Foreign Application Priority Data**
Dec. 4, 2002 (FR) 02 7316
- (51) **LOC (7) Cl.** **12-05**
- (52) **U.S. Cl.** **D34/34**
- (58) **Field of Search** D34/34, 28; 187/222, 187/226, 237, 238; 414/572, 592, 631; 180/89.12, 89.13, 89.17
- (56) **References Cited**
U.S. PATENT DOCUMENTS
D257,432 S * 10/1980 Erlacher D34/34

- D368,570 S * 4/1996 Kim et al. D34/34
- D371,669 S * 7/1996 Yoon D34/34
- D376,243 S * 12/1996 Magni D34/34
- D386,875 S * 11/1997 Kim D34/34
- D395,532 S * 6/1998 Kim D34/34
- D471,689 S * 3/2003 Shibata et al. D34/34

* cited by examiner

Primary Examiner—Cynthia E. Ramirez
(74) *Attorney, Agent, or Firm*—Young & Thompson

(57) **CLAIM**

The ornamental design for a forklift vehicle, as shown.

DESCRIPTION

FIG. 1 is a side elevational view of a forklift vehicle showing my new design;
FIG. 2 is a side elevational view thereof from the side opposite that shown in FIG. 1;
FIG. 3 is a front elevational view thereof;
FIG. 4 is a rear elevational view thereof; and,
FIG. 5 is a top plan view thereof.

1 Claim, 2 Drawing Sheets




Fig. 1




Fig. 2




Fig. 3




Fig. 4




Fig. 5

