



US00D492818S1

(12) **United States Design Patent**
Ide et al.

(10) **Patent No.:** **US D492,818 S**
(45) **Date of Patent:** **** Jul. 6, 2004**

(54) **JAW PAD FOR A PROTECTIVE HELMET**

(75) Inventors: **Thad M. Ide**, Chicago, IL (US); **Ralph J. Infusino**, Bloomingdale, IL (US); **Nelson Kraemer**, Mount Prospect, IL (US)

(73) Assignee: **Riddell, Inc.**, Chicago, IL (US)

(**) Term: **14 Years**

(21) Appl. No.: **29/169,155**

(22) Filed: **Oct. 15, 2002**

(51) **LOC (7) Cl.** **29-02**

(52) **U.S. Cl.** **D29/122**

(58) **Field of Search** D29/102-107,
D29/122; 2/411-414, 425, DIG. 10

(56) **References Cited**

U.S. PATENT DOCUMENTS

3,761,959	A	*	10/1973	Dunning	2/3 R
3,882,547	A		5/1975	Morgan		
4,287,613	A		9/1981	Schulz		
D267,287	S	*	12/1982	Gooding	D2/260
4,831,668	A		5/1989	Schulz		
4,853,980	A	*	8/1989	Zarotti	2/413
5,035,009	A	*	7/1991	Wingo, Jr. et al.	2/414
5,263,203	A		11/1993	Kraemer et al.		
D364,487	S	*	11/1995	Tutton et al.	D29/122

6,226,801	B1	*	5/2001	Alexander et al.	2/413
6,370,699	B1	*	4/2002	Halstead et al.	2/414
D475,486	S	*	6/2003	Ide et al.	D29/122

* cited by examiner

Primary Examiner—Ruth McInroy

(74) *Attorney, Agent, or Firm*—Bracewell & Patterson, L.L.P.

(57) **CLAIM**

The ornamental design for a jaw pad for a protective helmet, as shown and described.

DESCRIPTION

FIG. 1 is a front elevational plan view of a jaw pad for a protective helmet showing our design, the jaw pad appearing as if it were viewed when looking into the protective helmet (not shown), the jaw pad of the right hand side of the helmet being illustrated, and the jaw pad of the left hand side of the helmet being a mirror image of that of FIG. 1;

FIG. 2 is a left side elevational view of the jaw pad of FIG. 1;

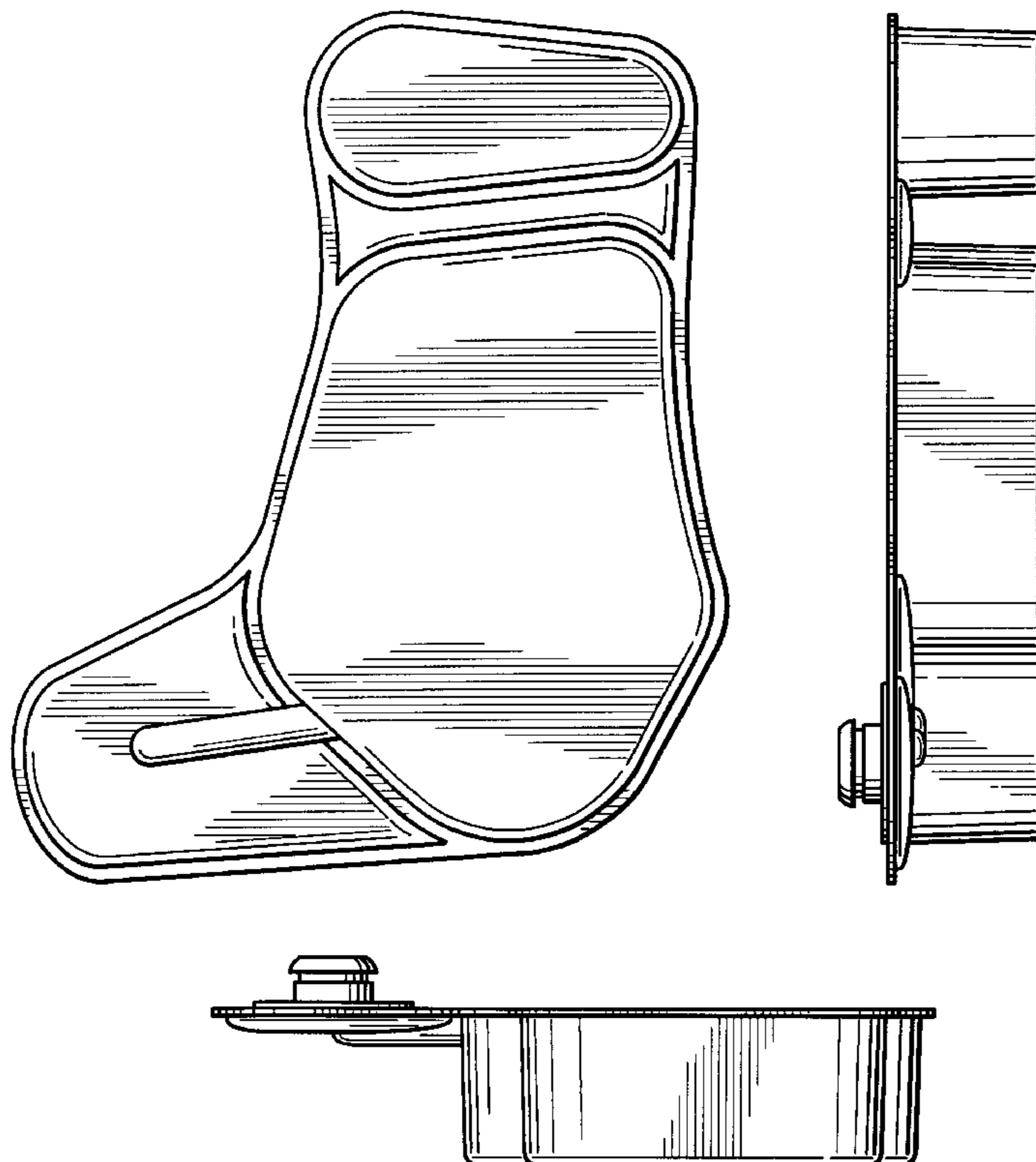
FIG. 3 is a right side elevational view of the jaw pad of FIG. 1;

FIG. 4 is a top plan view of the jaw pad of FIG. 1;

FIG. 5 is a bottom plan view of the jaw pad of FIG. 1; and,

FIG. 6 is a rear elevational view of the jaw pad of FIG. 1.

1 Claim, 2 Drawing Sheets



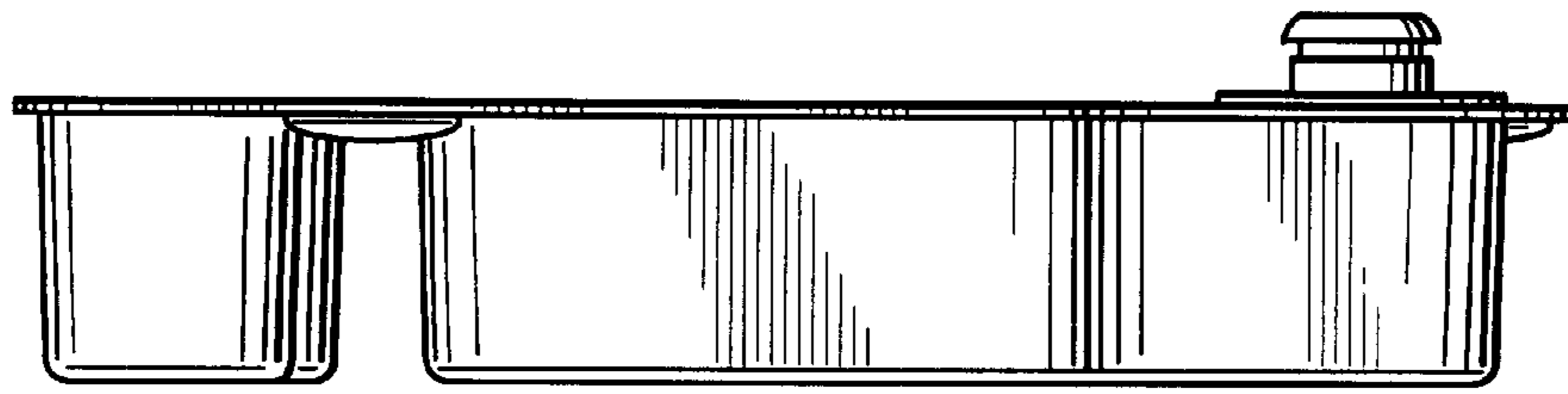


FIG. 3

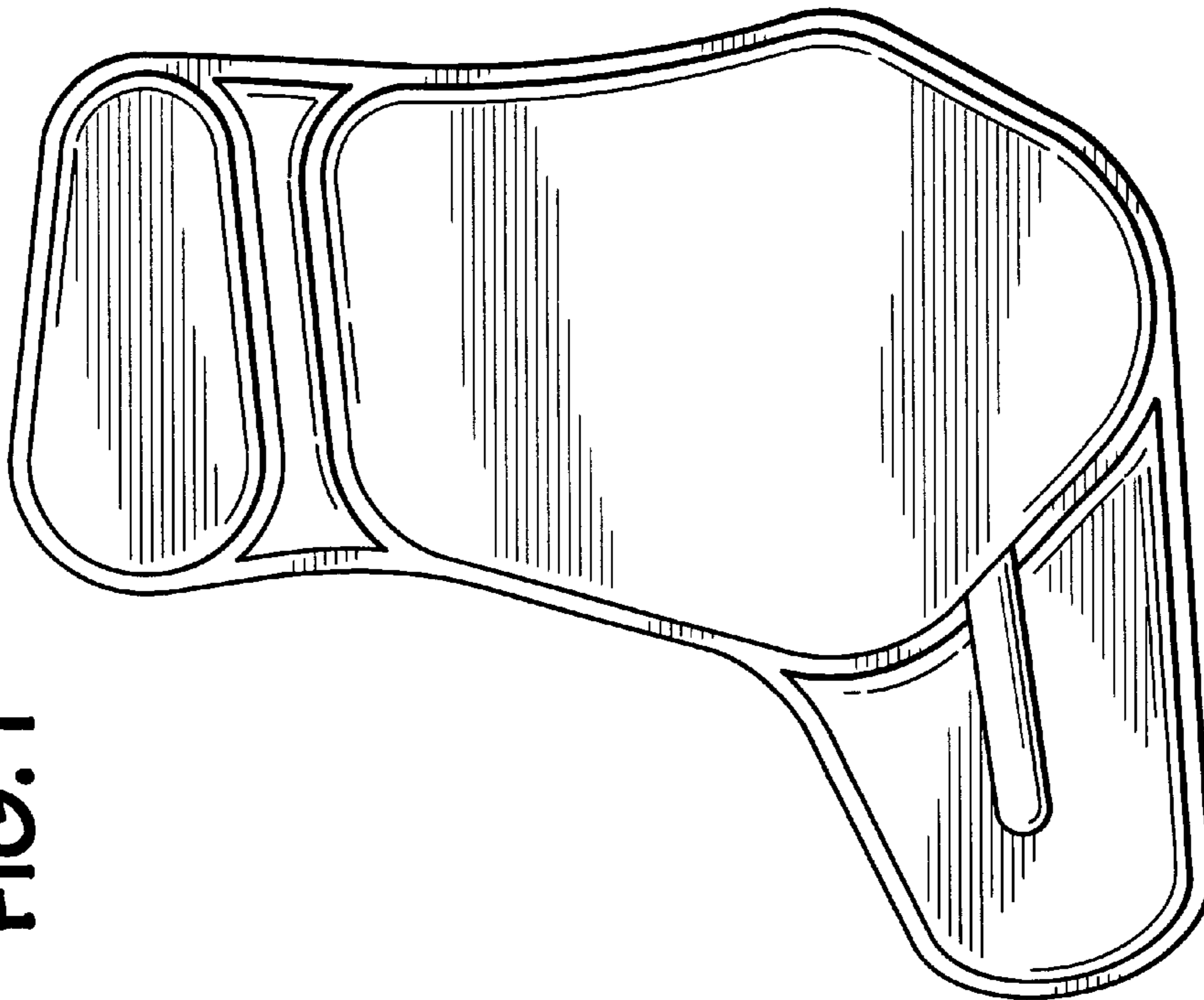


FIG. 1

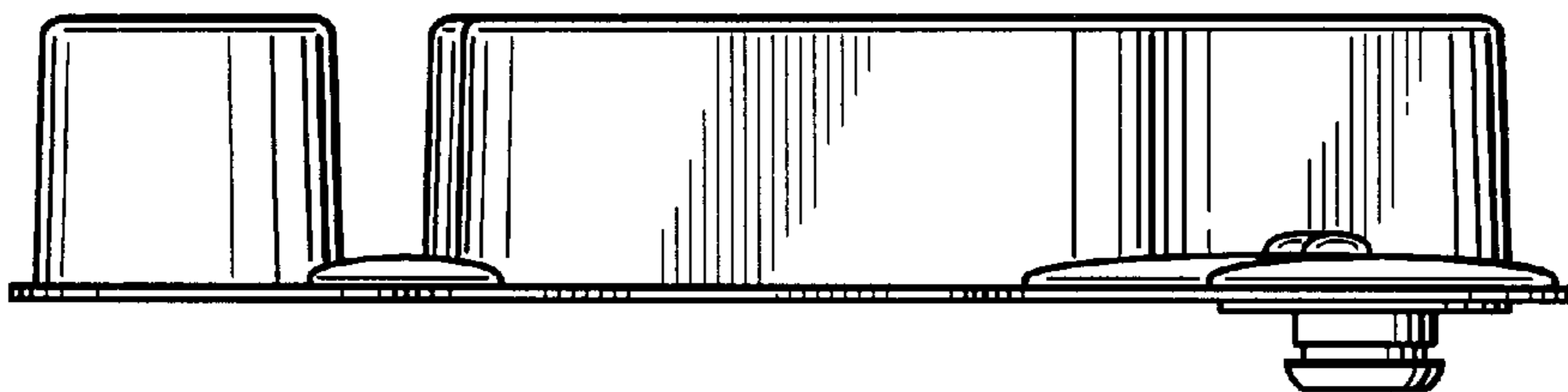


FIG. 2

FIG. 6

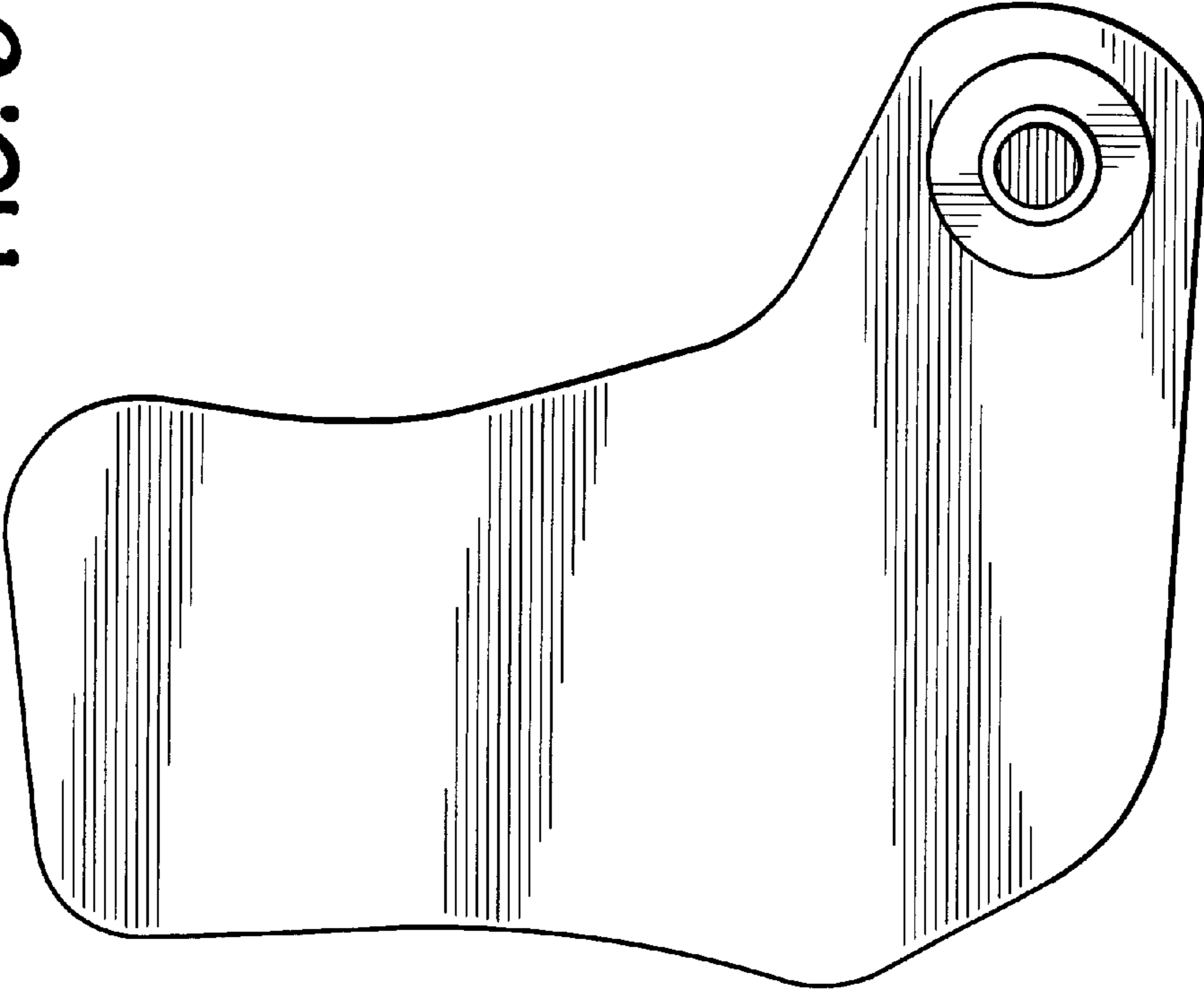


FIG. 4




FIG. 5

