

US00D492814S1

(12) **United States Design Patent**
Bray et al.

(10) **Patent No.: US D492,814 S**
(45) **Date of Patent: ** Jul. 6, 2004**

(54) **CIGARETTE PACK**
(75) Inventors: **Andrew Jonathan Bray**, Southampton (GB); **Alan Douglas Tearle**, Southampton (GB); **Steven Holford**, Southampton (GB); **Adrian Roy Stewart-Cox**, Southampton (GB)
(73) Assignee: **British American Tobacco (Investments) Limited**, London (GB)

3,272,321 A 9/1966 Tamarin
4,081,126 A * 3/1978 Barnard 206/256
4,607,748 A * 8/1986 Focke 206/273
D296,938 S 7/1988 Ameringen
D333,532 S 2/1993 Campbell
5,344,008 A 9/1994 DeBlasio et al.
D355,275 S 2/1995 Focke
D438,105 S 2/2001 Conner et al.
D441,497 S 5/2001 Focke et al.
D448,888 S 10/2001 Focke et al.
6,364,100 B1 4/2002 Leibeck

(**) Term: **14 Years**

FOREIGN PATENT DOCUMENTS

(21) Appl. No.: **29/177,570**

GB 2006684 A 5/1979
WO WO 88/08602 11/1988
WO WO 02/076247 A1 10/2002

(22) Filed: **Mar. 12, 2003**

(51) **LOC (7) Cl. 27-06**

(52) **U.S. Cl. D27/189**

(58) **Field of Search** D27/183, 186,
D27/189; 203/242, 256, 257, 259, 264,
268, 271, 273; 229/160.1

* cited by examiner

Primary Examiner—Jennifer Rivard

(74) *Attorney, Agent, or Firm*—John F. Salazar; Middleton Reutlinger

(56) **References Cited**

U.S. PATENT DOCUMENTS

437,042 A 9/1890 Peck
603,872 A 5/1898 Bucklin
1,589,118 A 6/1926 Cowen
1,662,028 A 3/1928 Gold et al.
1,805,371 A 5/1931 Molins
1,842,891 A 1/1932 Allen
1,850,410 A 3/1932 Milam
1,863,190 A 6/1932 Coulapides
1,867,949 A 7/1932 Molins
1,906,742 A 5/1933 Coulapides
2,046,484 A 7/1936 Ringler
2,074,451 A 3/1937 Berberian
2,158,971 A 5/1939 Stratton
2,315,186 A 3/1943 Büttner
2,820,545 A 1/1958 Bramhill
3,039,671 A * 6/1962 Chiamardas 229/160.1

(57) **CLAIM**

The ornamental design for a cigarette pack, as shown and described.

DESCRIPTION

FIG. 1 is a perspective view of the cigarette pack showing our design;

FIG. 2 is a perspective view of our cigarette pack with the lid open;

FIG. 3 is a front view thereof;

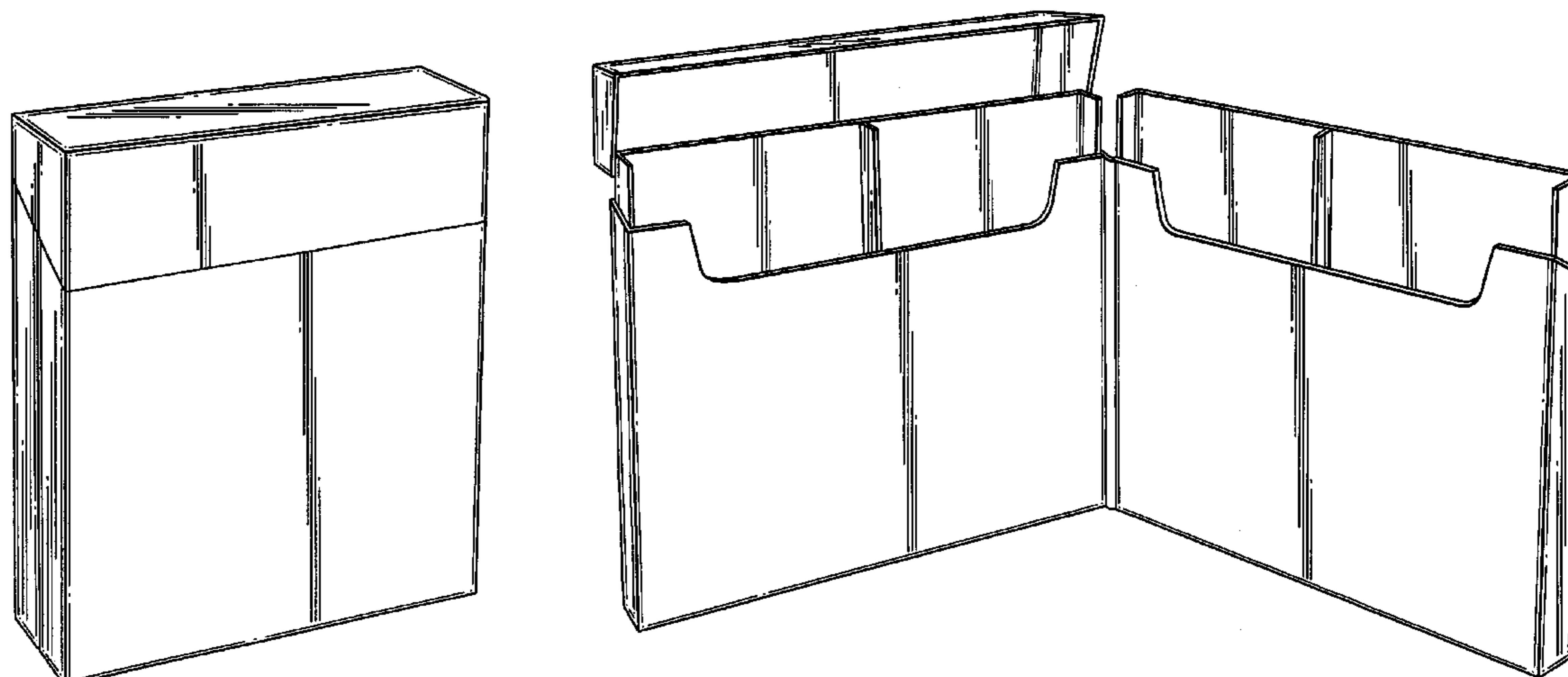
FIG. 4 is a left side view thereof;

FIG. 5 is a rear view thereof; and,

FIG. 6 is a bottom view thereof.

It is understood that the right side view is a mirror image of the left side view.

1 Claim, 6 Drawing Sheets



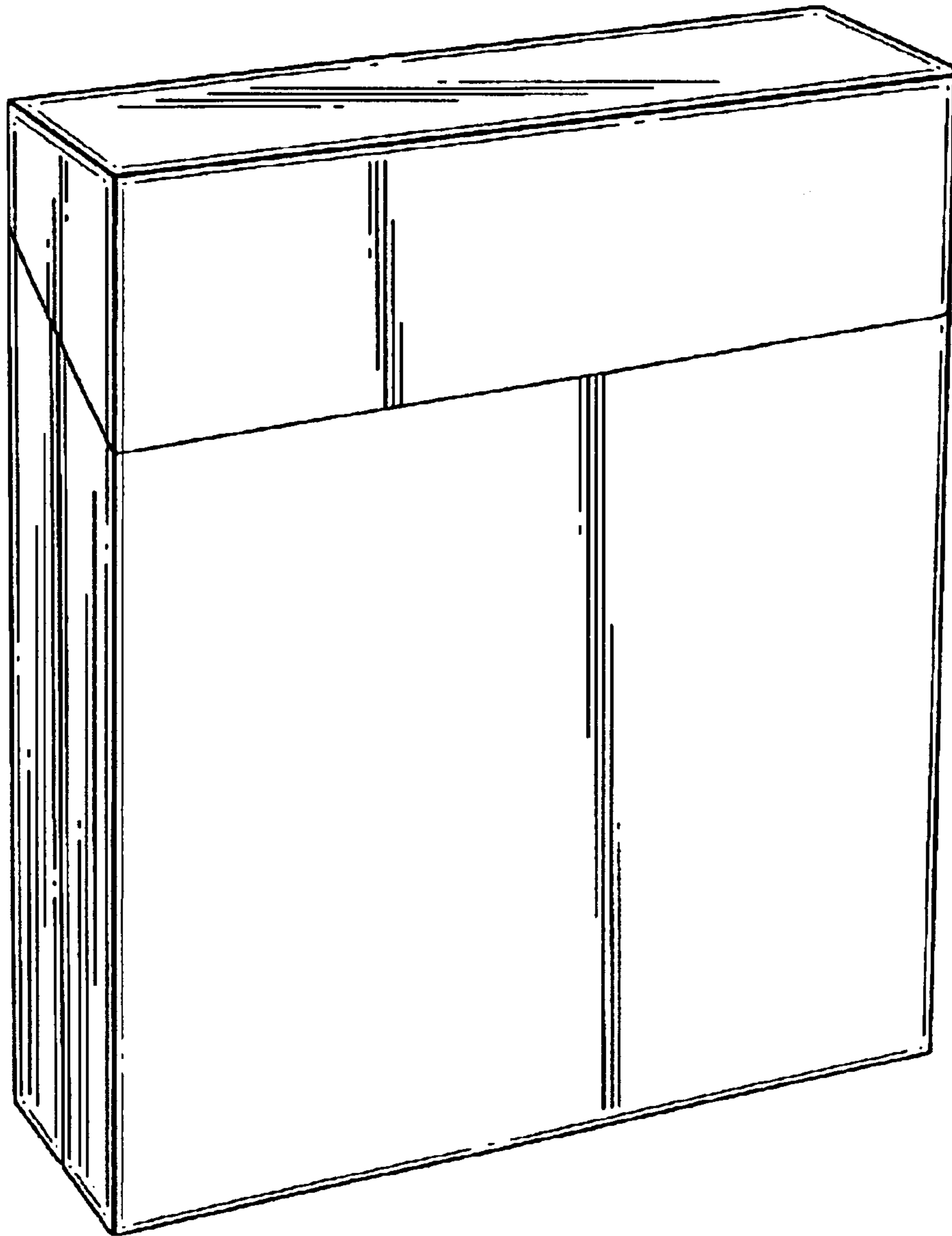


FIG. 1

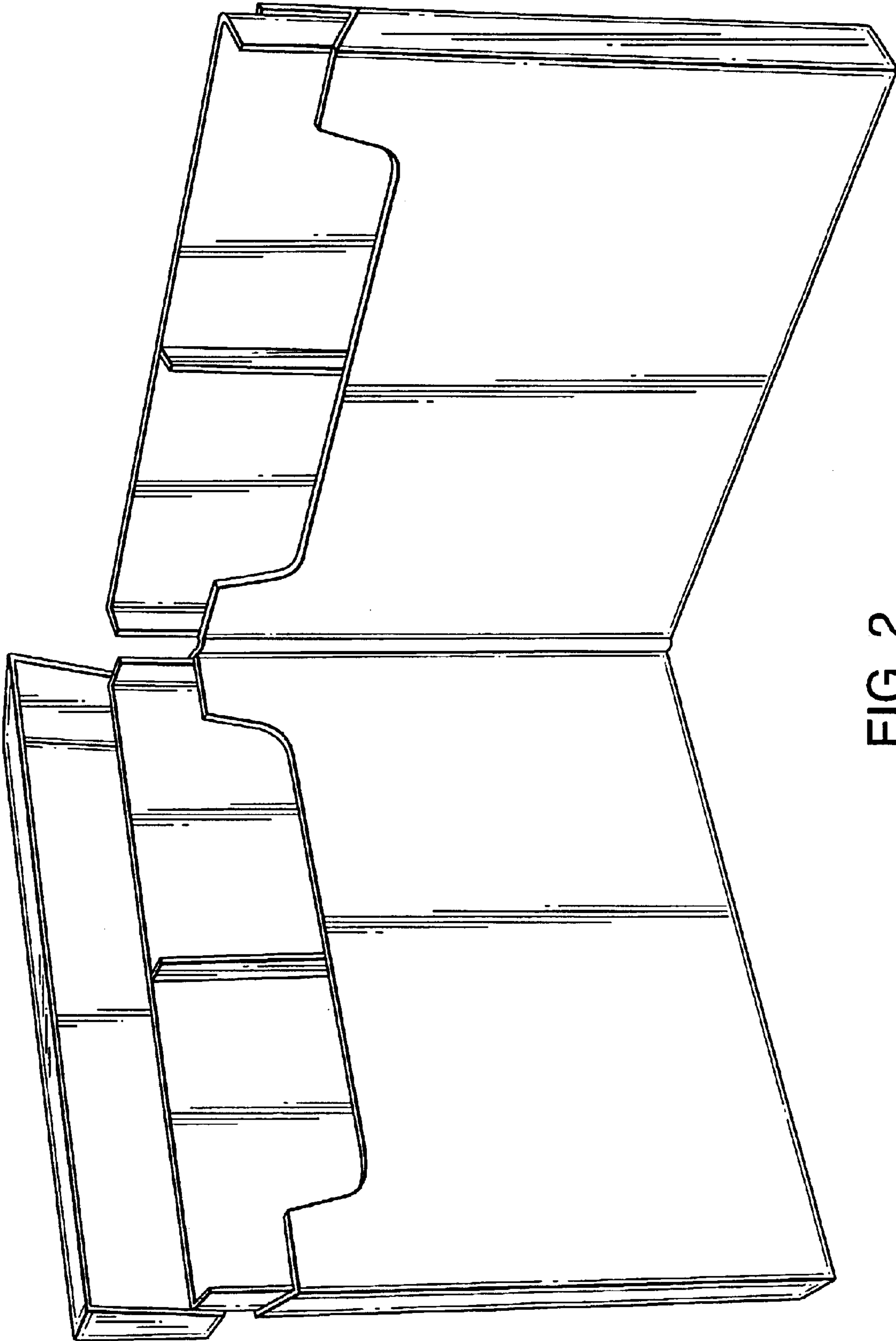


FIG. 2

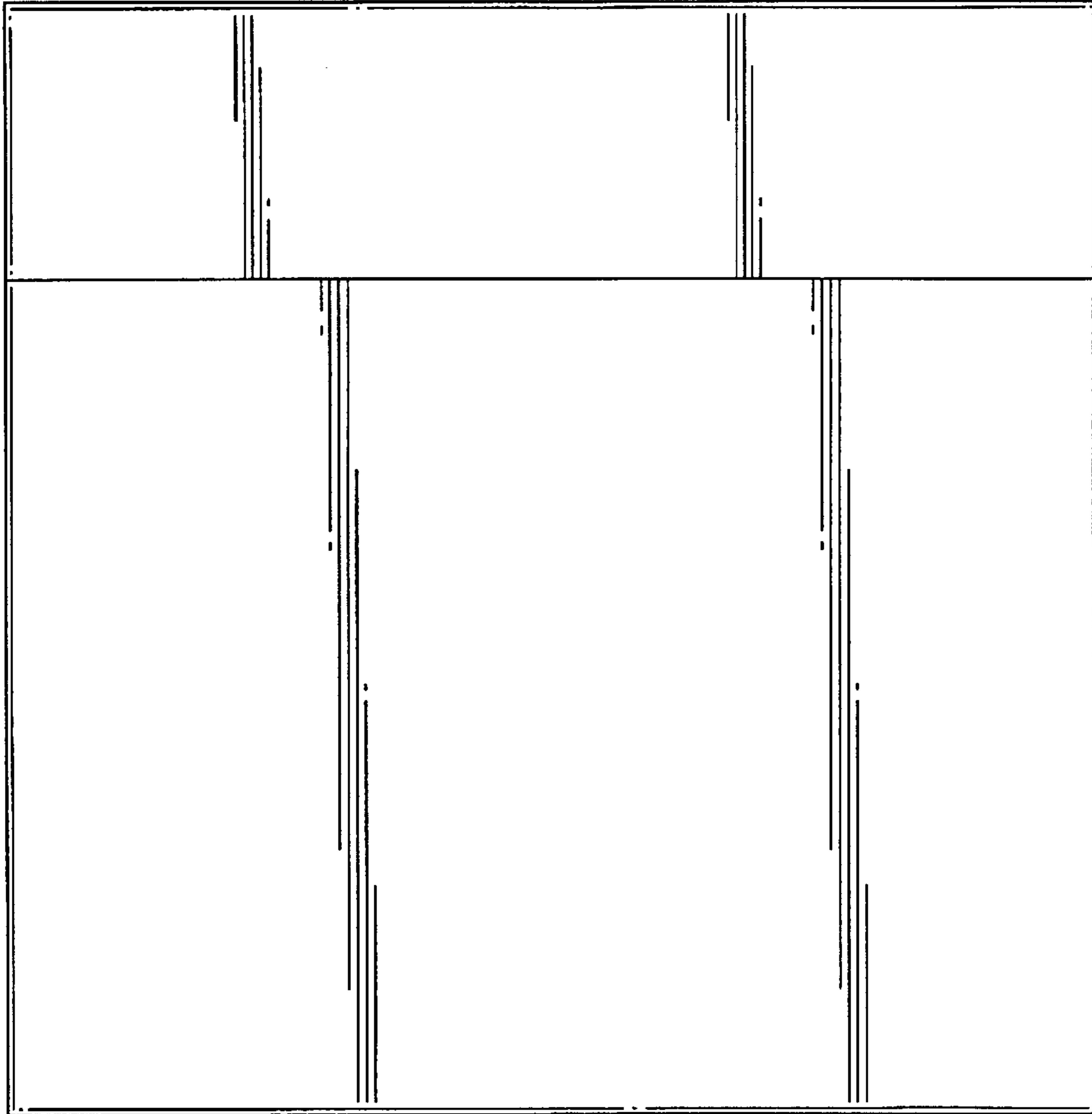


FIG. 3




FIG. 4

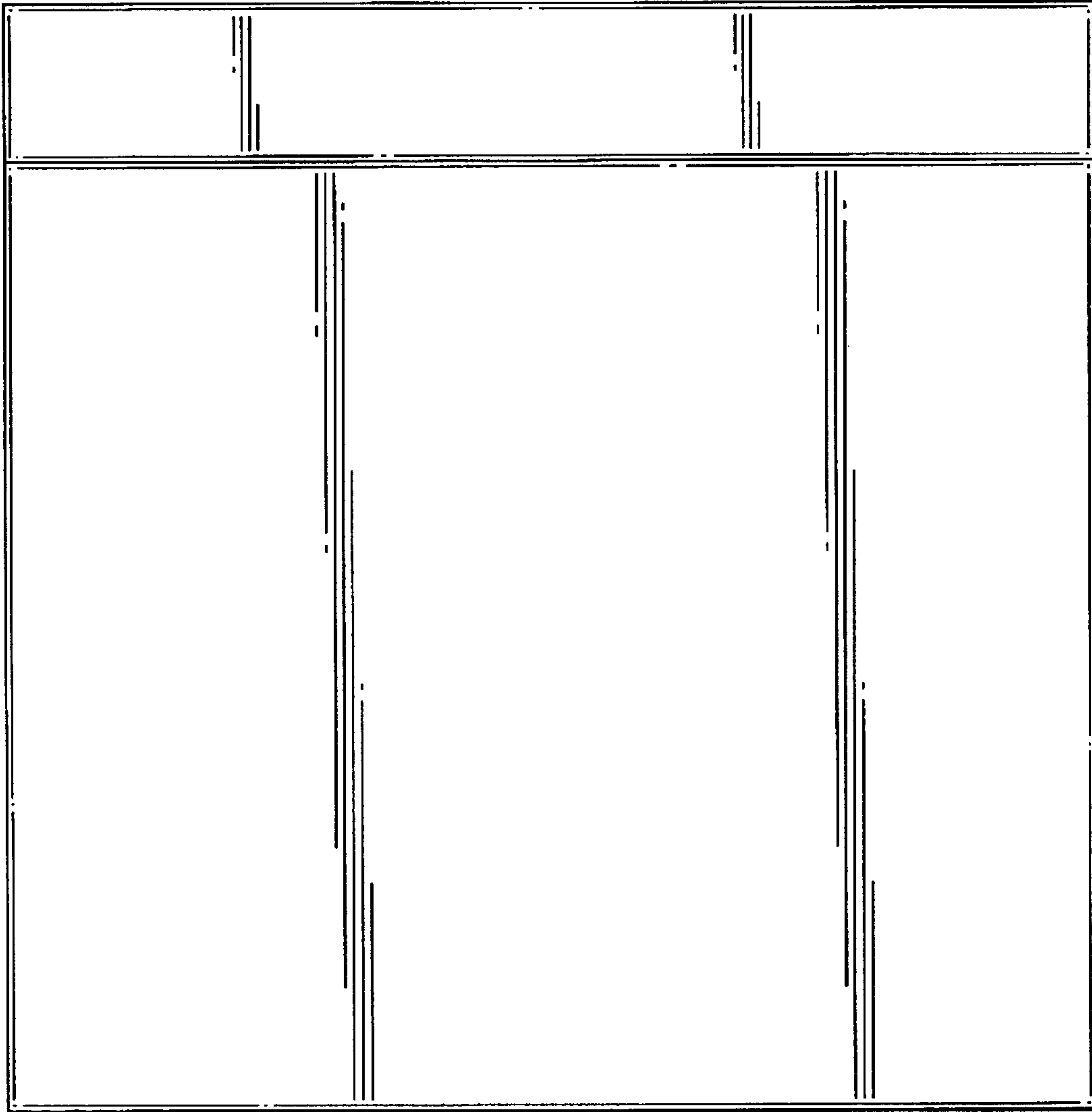


FIG. 5




FIG. 6