

US00D492804S1

(12) **United States Design Patent**  
**Horowitz**

(10) **Patent No.:** **US D492,804 S**  
(45) **Date of Patent:** **\*\* Jul. 6, 2004**

(54) **VEHICLE LIGHT CLUSTER**

(75) **Inventor:** **Brian A. Horowitz**, Mission Viejo, CA (US)

(73) **Assignee:** **American Products Company, Inc.**, Corona, CA (US)

(\*\*) **Term:** **14 Years**

(21) **Appl. No.:** **29/197,935**

(22) **Filed:** **Jan. 22, 2004**

(51) **LOC (7) Cl.** ..... **26-04**

(52) **U.S. Cl.** ..... **D26/28**

(58) **Field of Search** ..... D26/28-36; 362/61, 362/80, 81, 82, 83, 83.4, 267, 269, 275, 330-340

D469,552 S \* 1/2003 Stolz et al. .... D26/28  
D477,099 S 7/2003 Lin  
D485,625 S \* 1/2004 Egly et al. .... D26/28  
2002/0191416 A1 12/2002 Wesson

**OTHER PUBLICATIONS**

Photograph of front end of an Infiniti Q45 automobile, printed Oct. 6, 2003.

\* cited by examiner

*Primary Examiner*—Marcus A. Jackson

(74) *Attorney, Agent, or Firm*—Knobbe, Martens, Olson & Bear LLP

(57) **CLAIM**

The ornamental design for a vehicle light cluster, as shown and described.

**DESCRIPTION**

FIG. 1 is a front perspective view of a preferred embodiment of the vehicle light cluster according to the present design; FIG. 2 is a rear elevational view of the vehicle light cluster of FIG. 1;

FIG. 3 is a left-side elevational view of the vehicle light cluster of FIG. 1, the right-side elevational view being a mirror image thereof;

FIG. 4 is a front elevational view of the vehicle light cluster of FIG. 1; and,

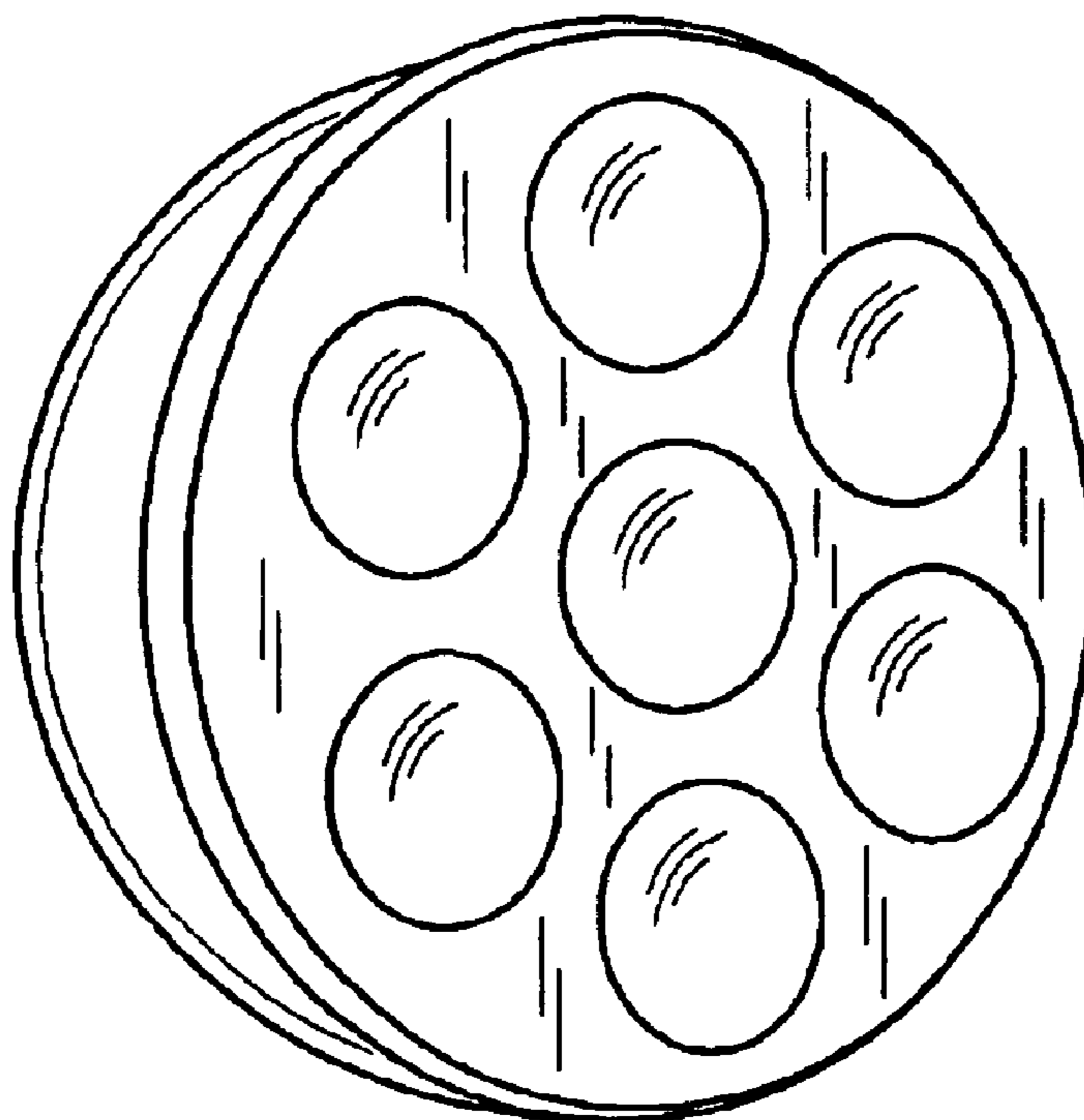
FIG. 5 is a top plan view of the vehicle light cluster of FIG. 1, the bottom plan view being a mirror image thereof.

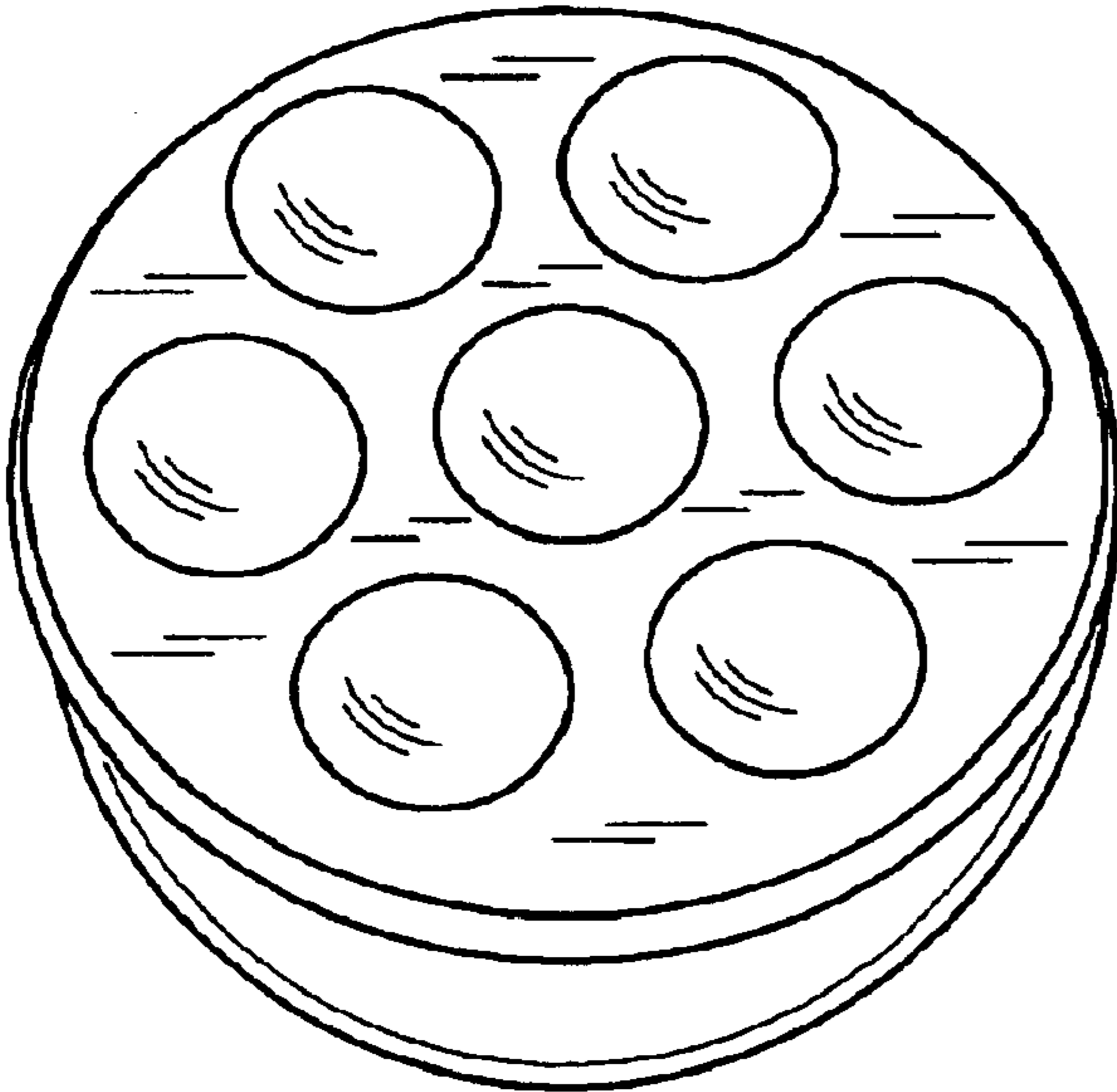
(56) **References Cited**

**U.S. PATENT DOCUMENTS**

D55,470 S	6/1920	Johnson	
D69,411 S	2/1926	Woller	
1,846,657 A	2/1932	Woller	
D127,676 S	6/1941	Dover	
2,689,908 A	9/1954	Simonds	
D194,990 S	4/1963	Thomasson	
D269,817 S	7/1983	Frazier	
D401,368 S	11/1998	Baader et al.	
6,109,772 A	8/2000	Futami et al.	
6,386,743 B1	5/2002	Futami et al.	
D461,265 S	8/2002	Hill	
D463,875 S	* 10/2002	Rogers	..... D26/28

**1 Claim, 2 Drawing Sheets**





*FIG. 1*

FIG. 5


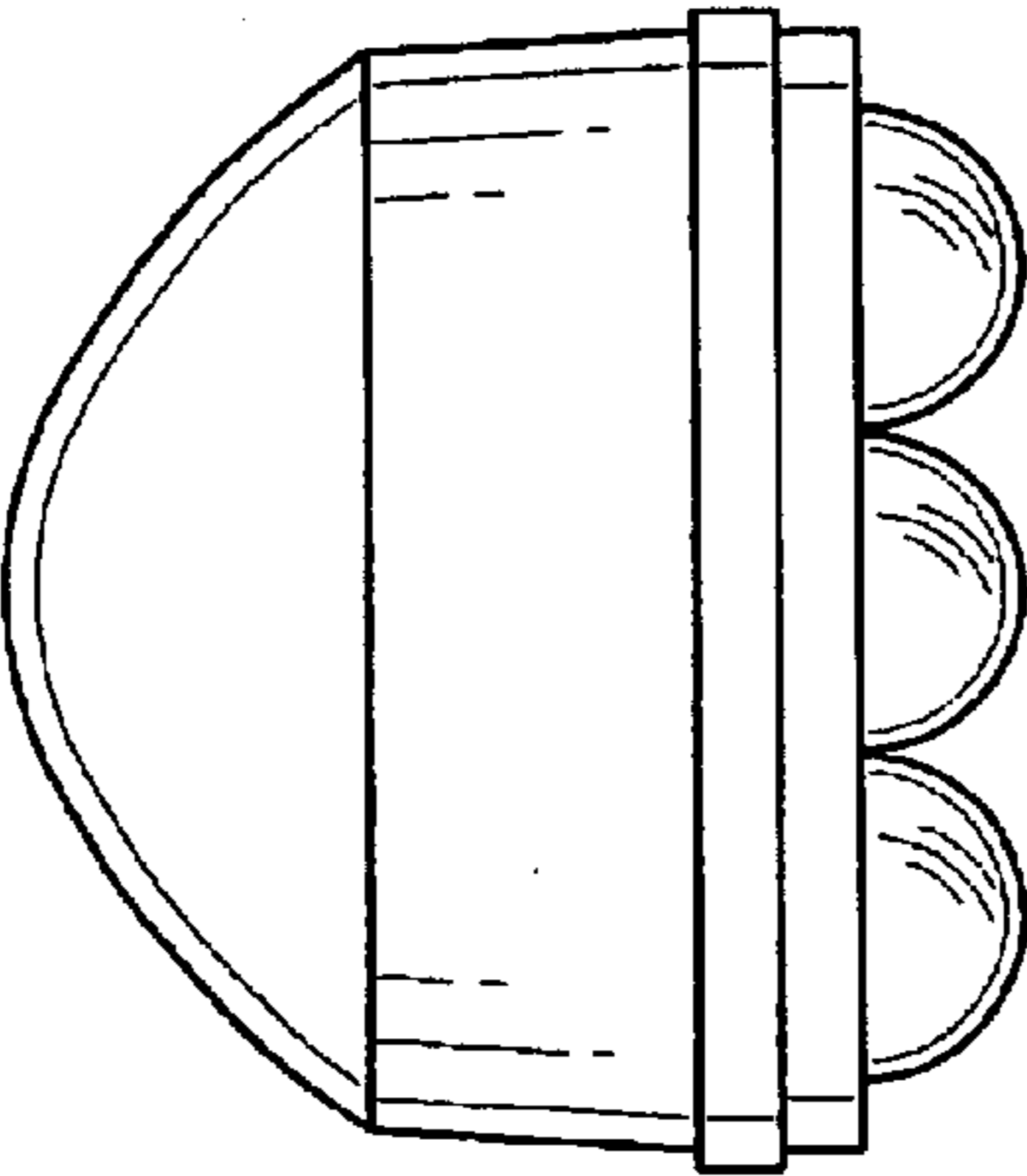


FIG. 4

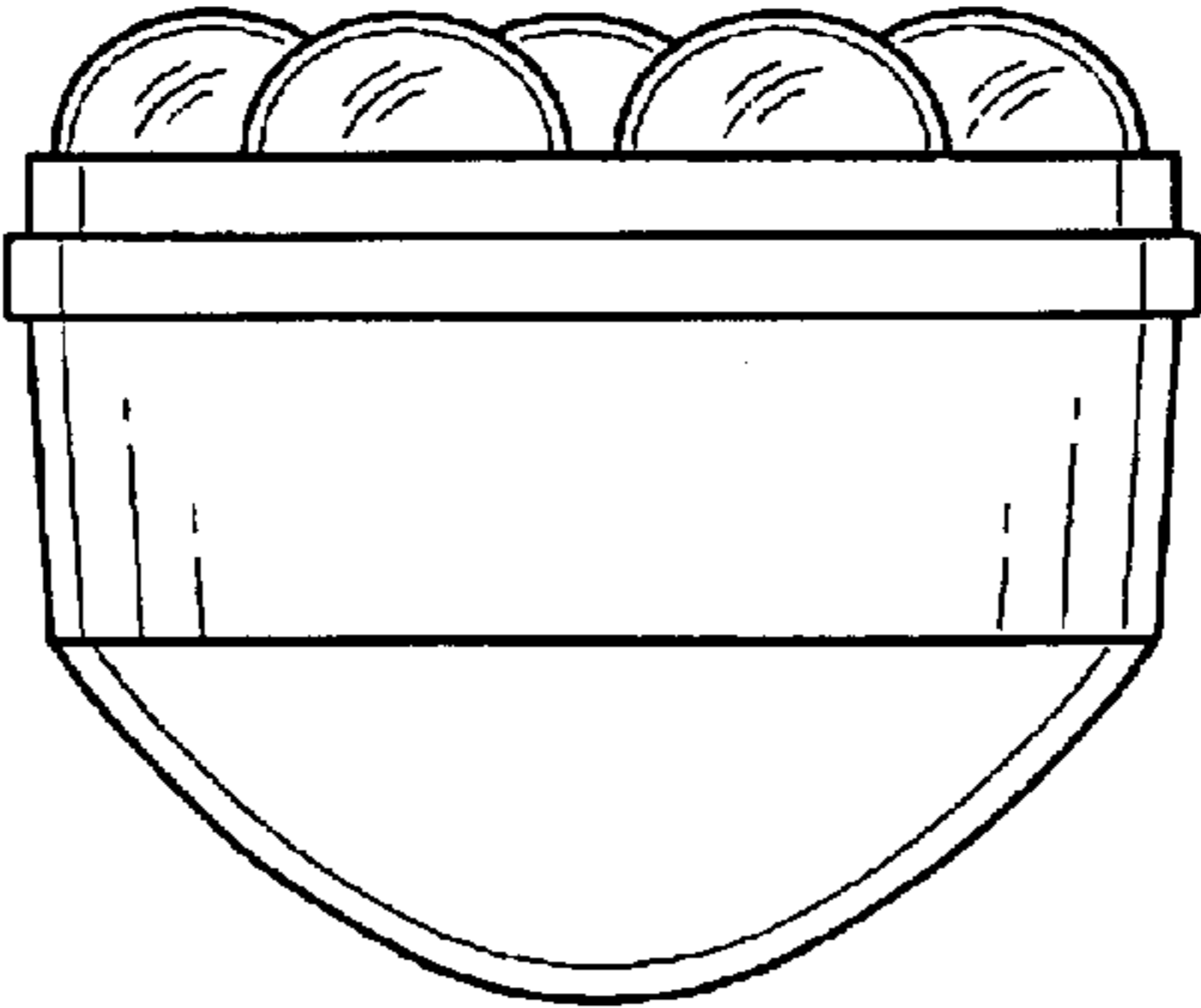


FIG. 3

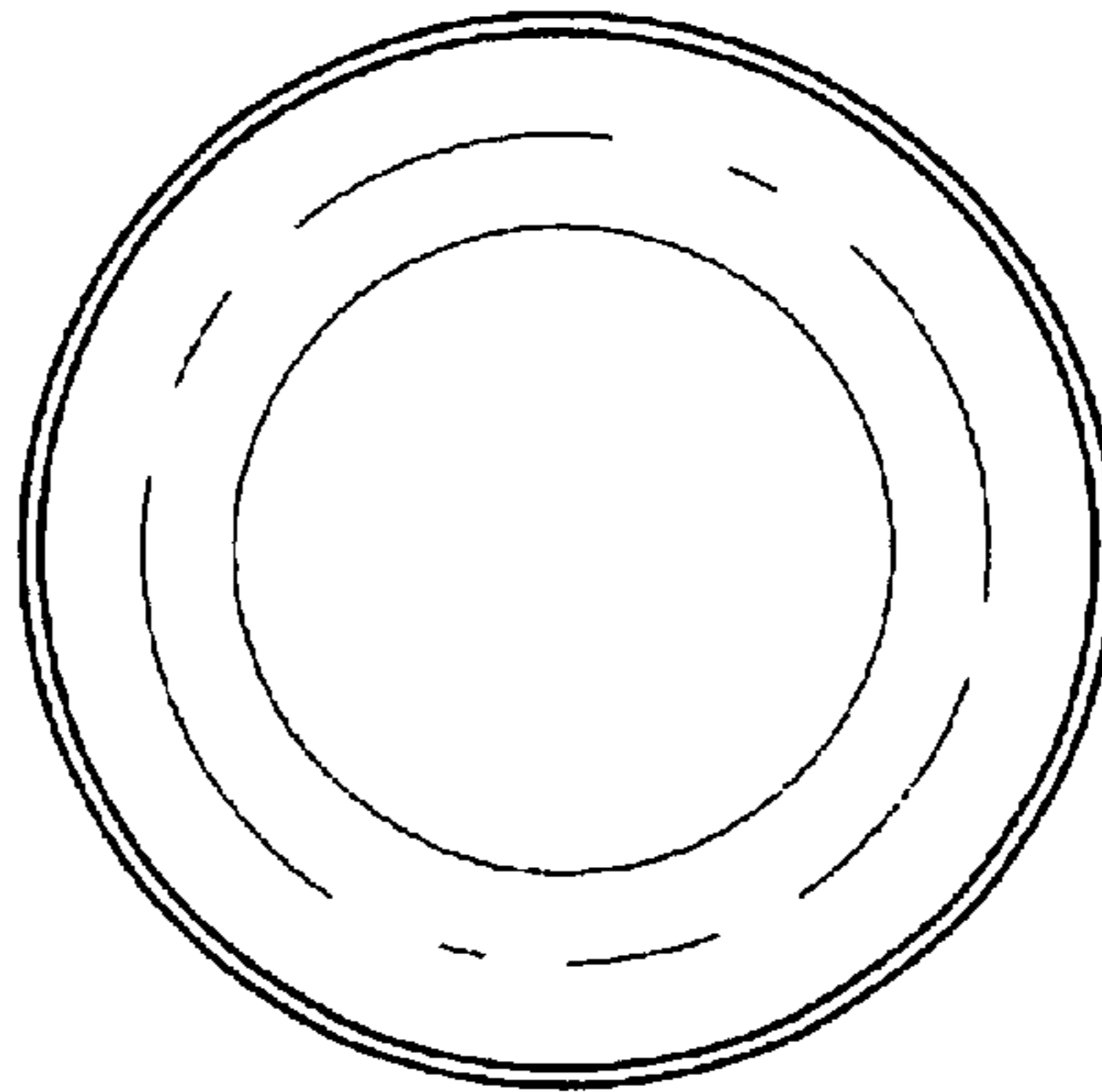


FIG. 2