

US00D492794S1

(12) **United States Design Patent** (10) **Patent No.:** **US D492,794 S**
Swetish et al. (45) **Date of Patent:** **** Jul. 6, 2004**

(54) **COMBINED DOOR, DOOR HINGES, DOOR MOLDINGS, AND DOOR HANDLE**

(75) Inventors: **Gary B. Swetish**, Racine, WI (US);
Daniel John Delay, Muskego, WI (US)

(73) Assignee: **Manitowoc Foodservice Companies, Inc.**, Sparks, NV (US)

(**) Term: **14 Years**

(21) Appl. No.: **29/181,637**

(22) Filed: **May 13, 2003**

(51) **LOC (7) Cl.** **25-02**

(52) **U.S. Cl.** **D25/48**

(58) **Field of Search** D25/48; 49/501,
49/504

(56) **References Cited**

U.S. PATENT DOCUMENTS

4,148,157 A	*	4/1979	Franc	49/501
D267,275 S		12/1982	Horman, Jr.		
D418,229 S		12/1999	Mangelsen et al.		
6,128,861 A	*	10/2000	Calamari et al.	49/501
D437,943 S	*	2/2001	Velidedeoglu et al.	D25/48

* cited by examiner

Primary Examiner—Doris Clark

(74) *Attorney, Agent, or Firm*—Brinks Hofer Gilson & Lione

(57) **CLAIM**

The ornamental design for a combined door, door hinges, door moldings, and door handle, as shown and described.

DESCRIPTION

FIG. 1 is a perspective view of a combined door, door hinges, door moldings, and door handle in accordance with the invention;

FIG. 2 is an outside front elevational view of the combined door, door hinges, door moldings, and door handle illustrated in FIG. 1;

FIG. 3 is a left end view of the combined door, door hinges, door moldings, and door handle illustrated in FIG. 1;

FIG. 4 is a right end view of the combined door, door hinges, door moldings, and door handle illustrated in FIG. 1;

FIG. 5 is a top view of the combined door, door hinges, door moldings, and door handle illustrated in FIG. 1;

FIG. 6 is a bottom view of the combined door, door hinges, door moldings, and door handle illustrated in FIG. 1; and,

FIG. 7 is a perspective view of a combined door, door hinges, door moldings, and door handle in accordance with a second embodiment of the invention.

The broken lines are for illustrative purposes only, and form no part of the claimed design.

1 Claim, 3 Drawing Sheets

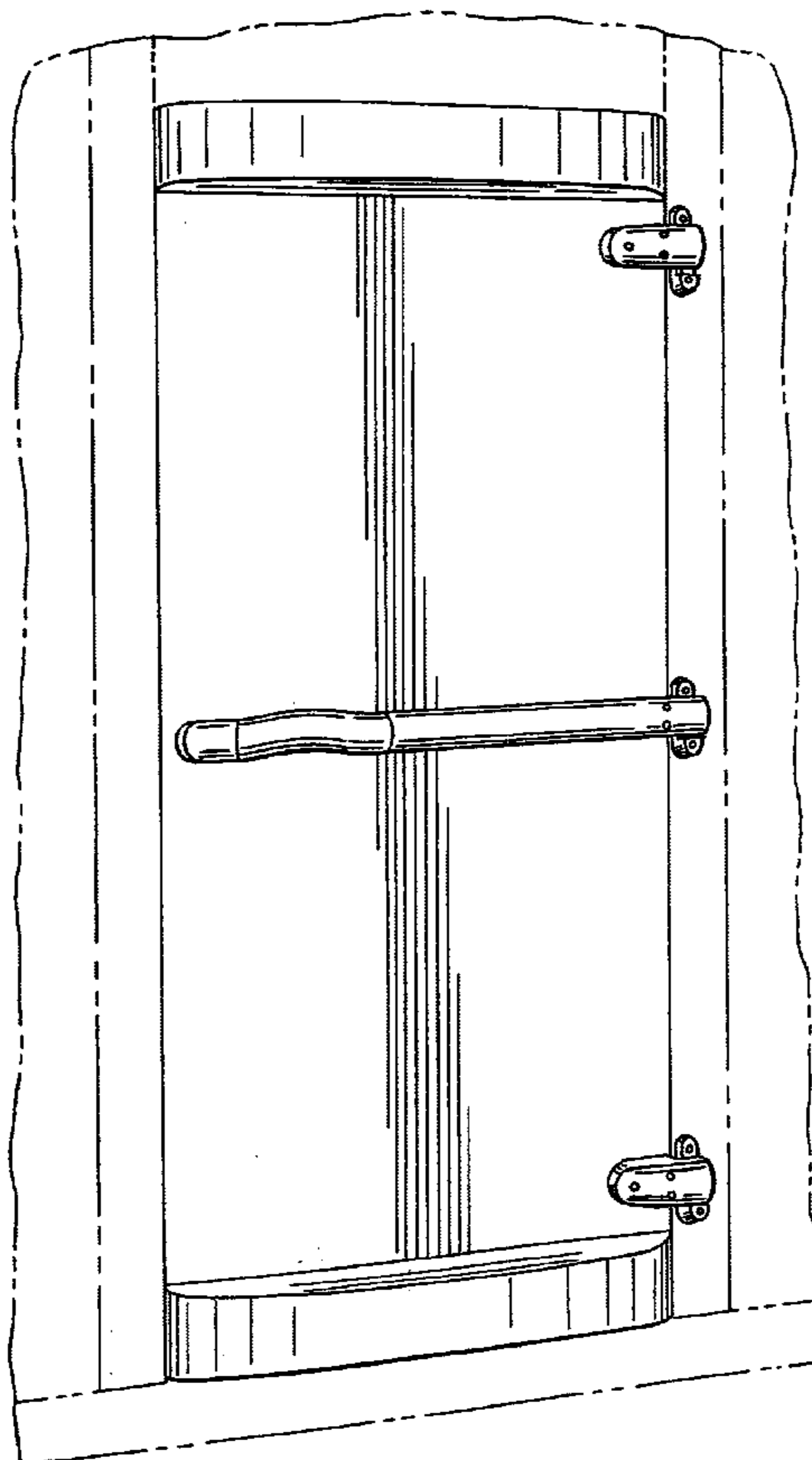


FIG. 1

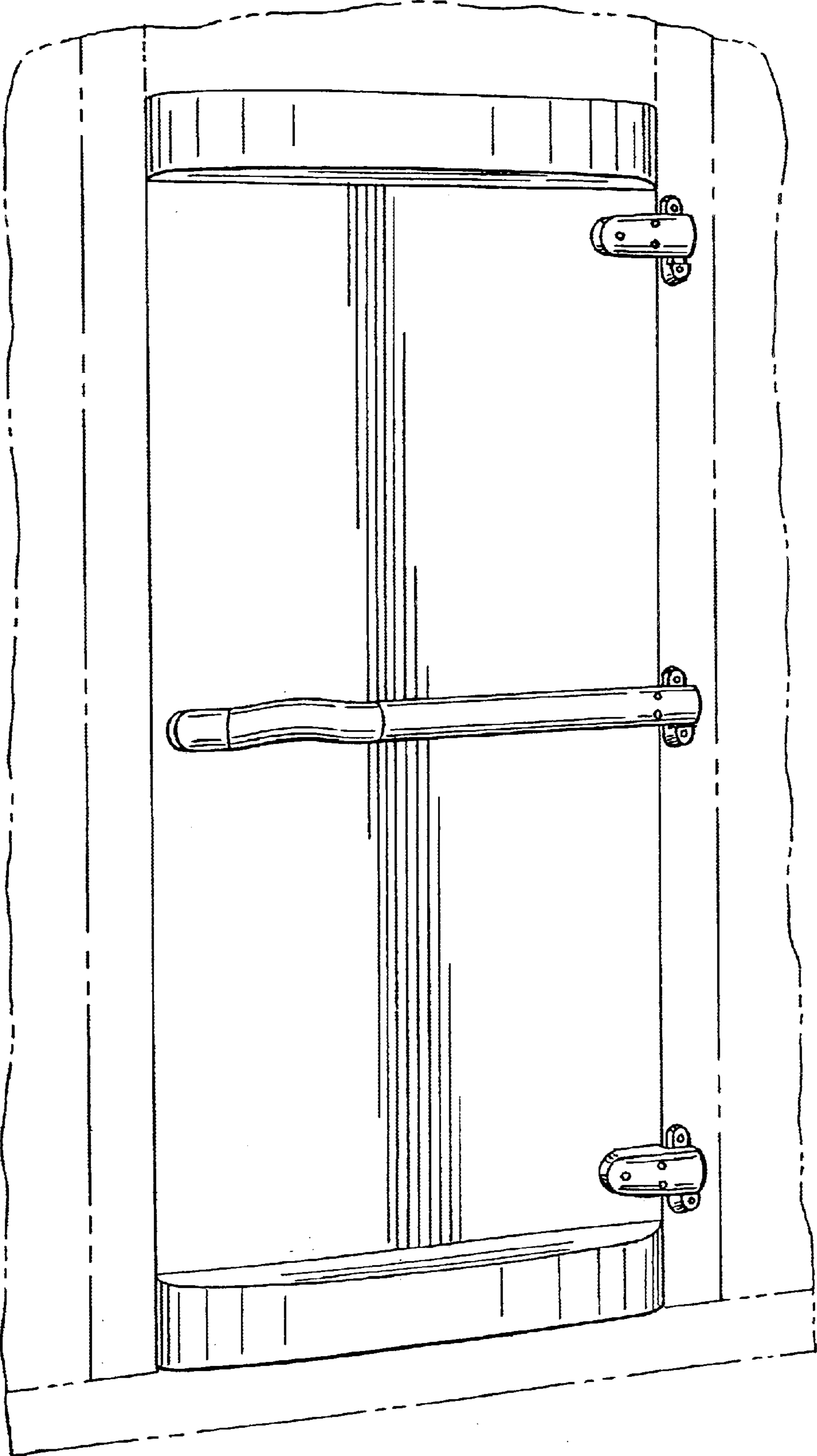


FIG.5




FIG.3

FIG.2

FIG.4

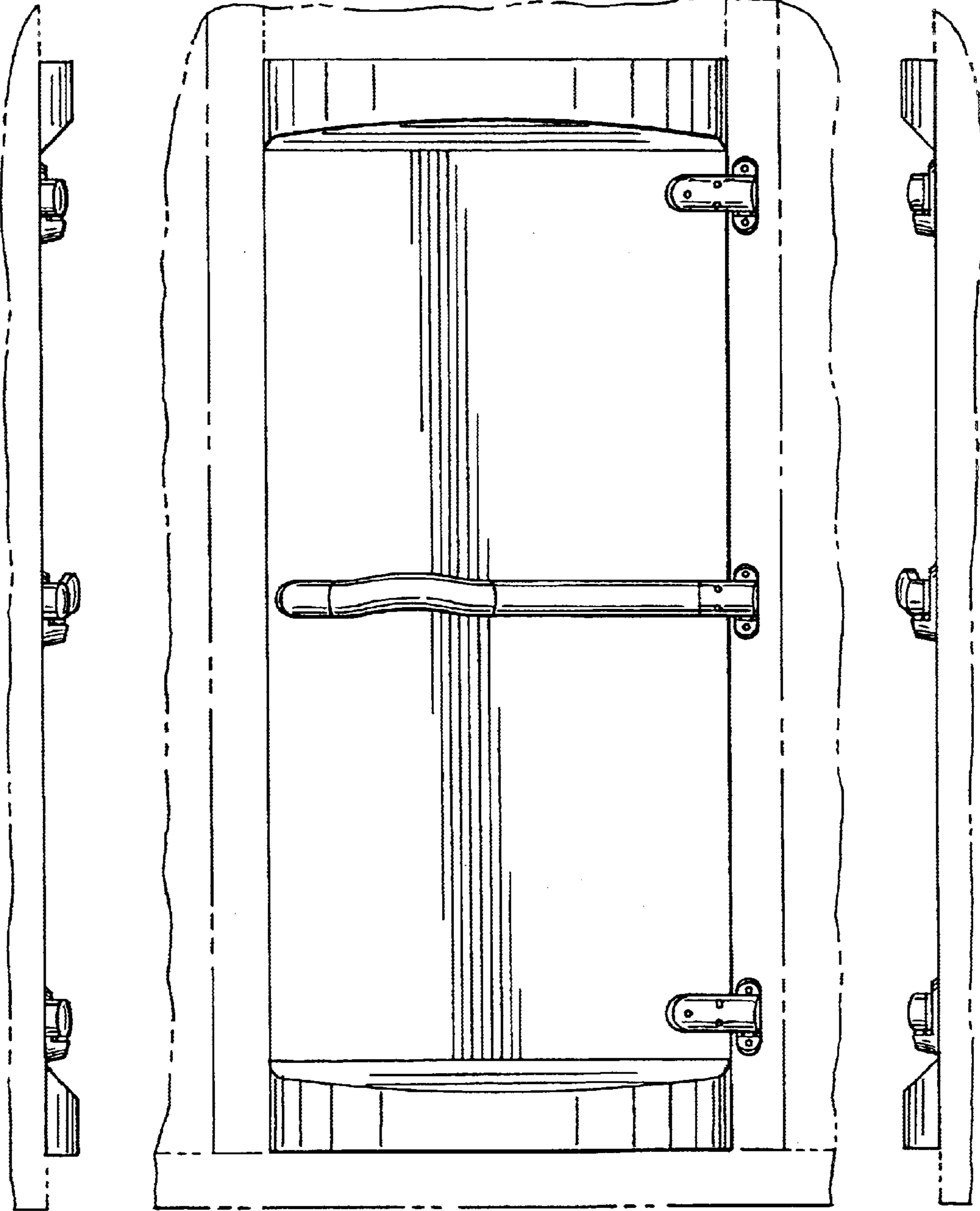


FIG.6

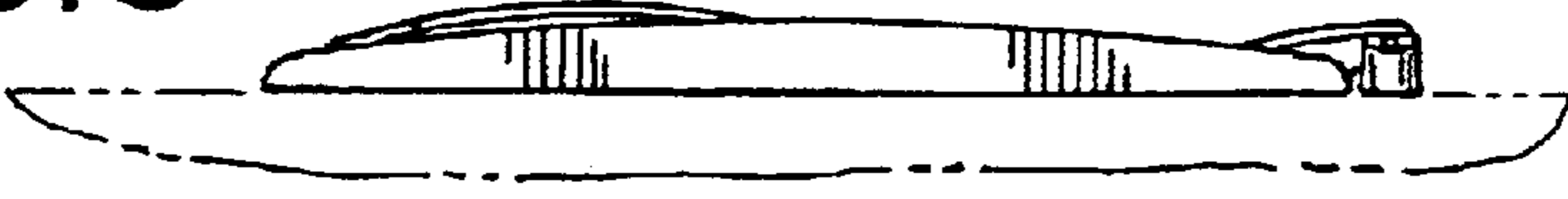


FIG. 7

