

US00D492792S1

(12) **United States Design Patent**
Kokaisel et al.

(10) **Patent No.: US D492,792 S**
(45) **Date of Patent: ** Jul. 6, 2004**

(54) **SAMPLE PROCESSING DEVICE**

D469,544 S * 1/2003 Lafond et al. D24/224

(75) Inventors: **Christopher R. Kokaisel**, St. Paul, MN (US); **David J. Franta**, Woodbury, MN (US); **Scott M. Lecy**, Maplewood, MN (US)

FOREIGN PATENT DOCUMENTS		
EP	0 693 560 A2	2/1996
WO	WO 97/21090	6/1997
WO	WO 99/67639	12/1999
WO	WO 00/40750	7/2000
WO	WO 00/50172	8/2000
WO	WO 00/50642	8/2000
WO	WO 00/69560	11/2000

(73) Assignee: **3M Innovative Properties Company**, St. Paul, MN (US)

(**) Term: **14 Years**

* cited by examiner

(21) Appl. No.: **29/172,950**

Primary Examiner—Stella Reid

(22) Filed: **Dec. 19, 2002**

(57) **CLAIM**

(51) **LOC (7) Cl.** **24-02**

The ornamental design for a sample processing device, as shown and described.

(52) **U.S. Cl.** **D24/226**

(58) **Field of Search** D24/216, 224, D24/226, 227, 229, 230; 422/99, 104, 101; 435/283.1, 288.3, 288.4, 288.5, 305.1, 305.2

DESCRIPTION

(56) **References Cited**

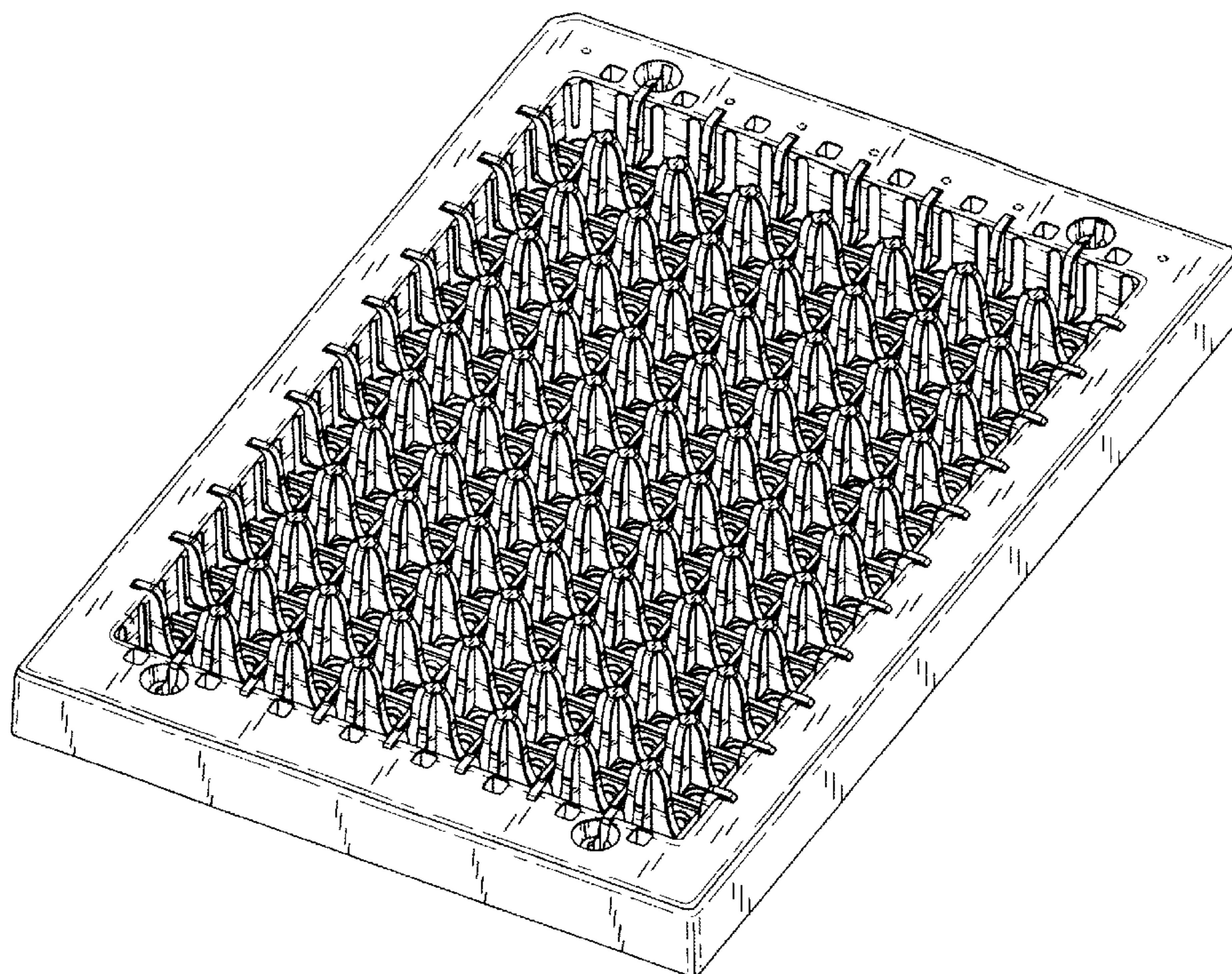
U.S. PATENT DOCUMENTS

3,890,201 A	6/1975	Cady	
4,072,578 A	2/1978	Cady et al.	
4,545,958 A	10/1985	Dopatka	
5,164,067 A	11/1992	Marsoner et al.	
5,417,923 A	* 5/1995	Bojanic et al.	422/101
5,939,024 A	* 8/1999	Robertson	422/101
6,030,581 A	2/2000	Virtanen	
D435,300 S	12/2000	Bhullar et al.	
D463,570 S	* 9/2002	Bedingham et al.	D24/216
D463,863 S	10/2002	Carlson et al.	

FIG. 1 is a perspective view of a sample processing device showing the new design; FIG. 2 is a top plan view thereof; FIG. 3 is a bottom plan view thereof; FIG. 4 is a right side view thereof; FIG. 5 is a left side view thereof; FIG. 6 is an end view taken from below the device as depicted in FIG. 2; and, FIG. 7 is an end view taken from above the device as depicted in FIG. 2.

The features illustrated in broken lines in the figures do not form a part of the claimed invention.

1 Claim, 4 Drawing Sheets



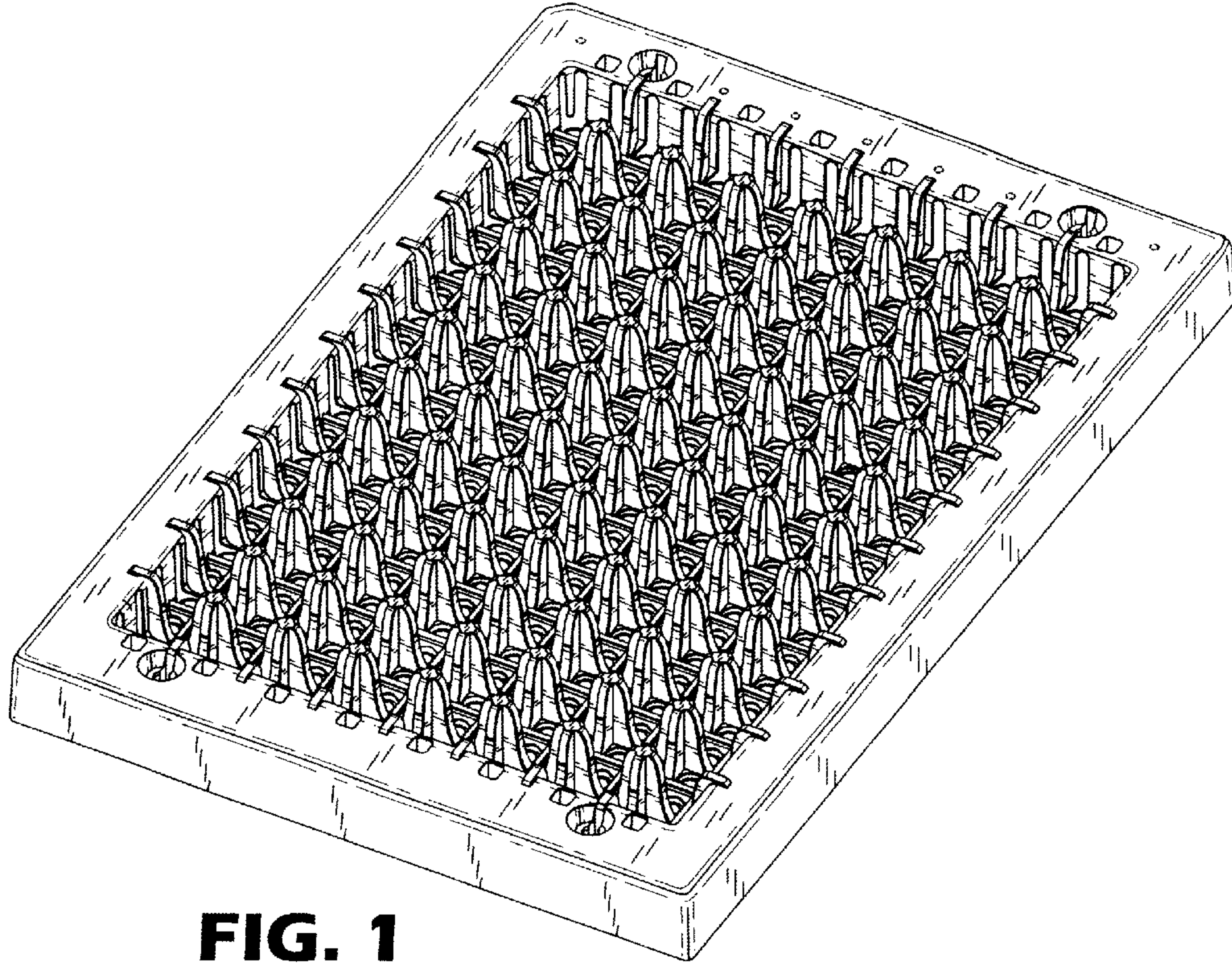


FIG. 1

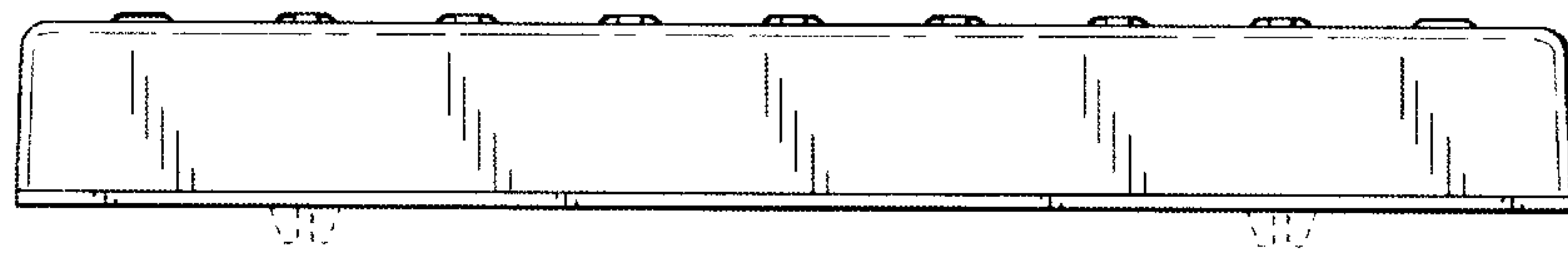


FIG. 6

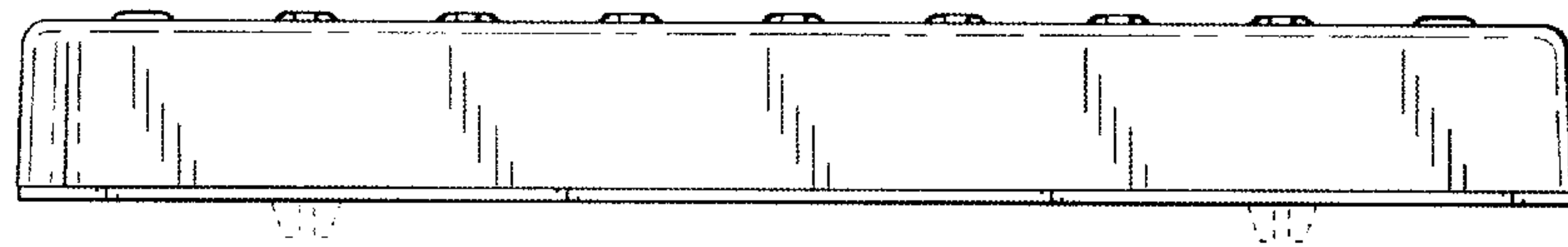


FIG. 7

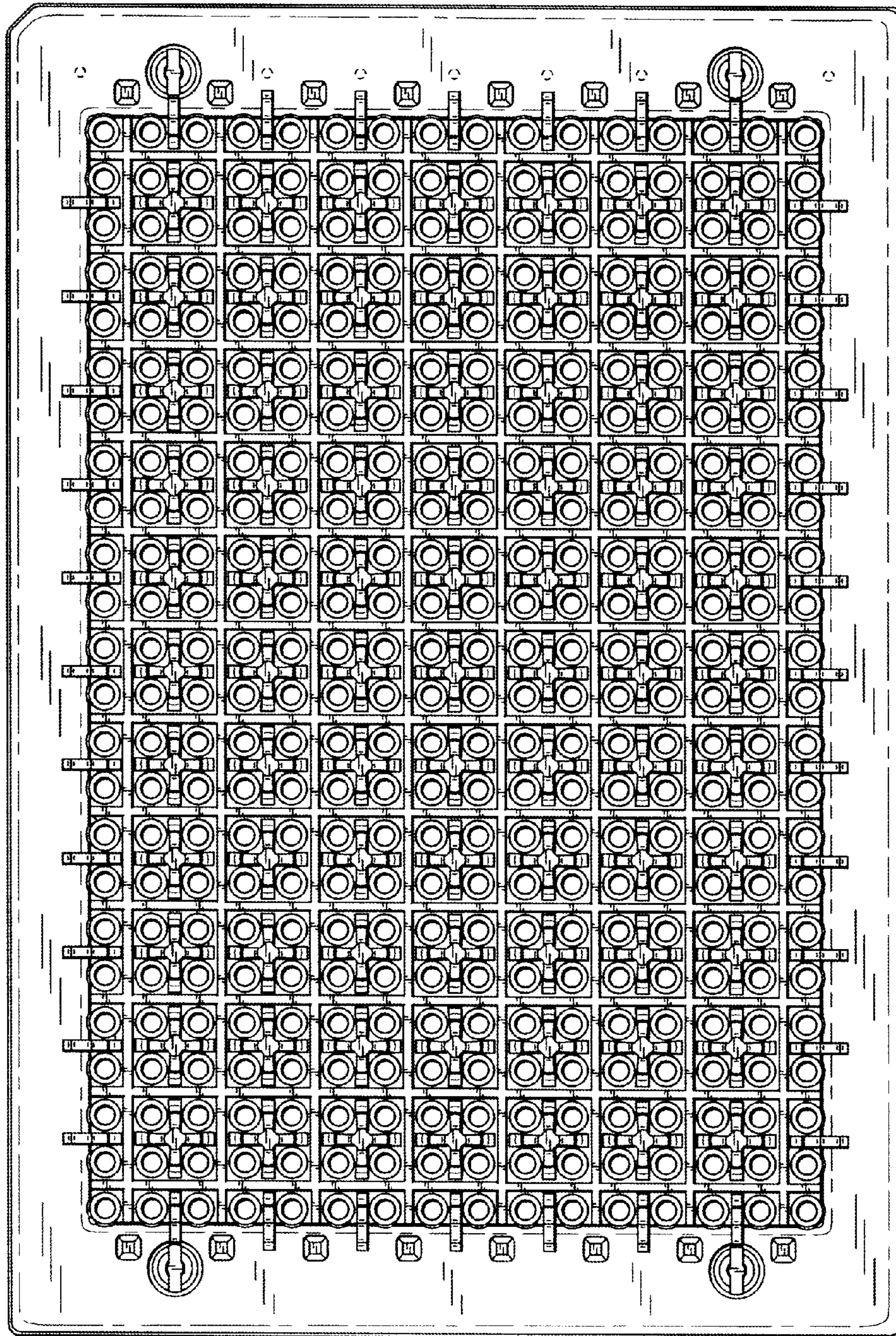


FIG. 2




FIG. 3

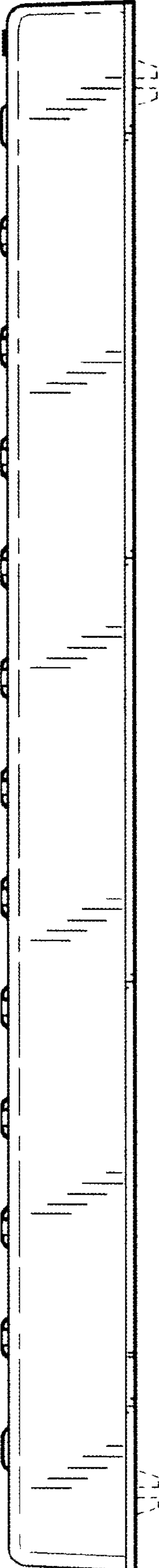


FIG. 4

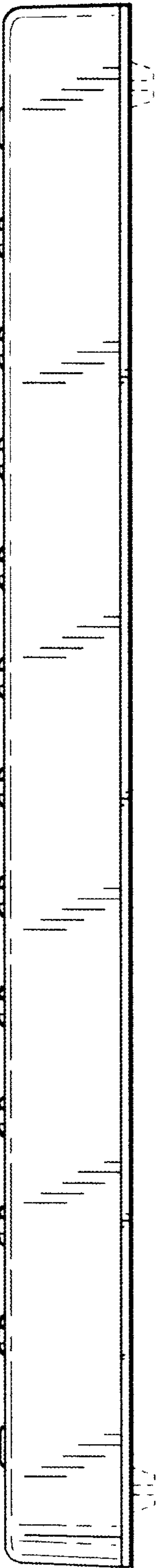


FIG. 5