

US00D492786S1

(12) **United States Design Patent**
Saim et al.

(10) **Patent No.: US D492,786 S**
(45) **Date of Patent: ** Jul. 6, 2004**

(54) **ADHESIVE PATCH**

(75) Inventors: **Said Saim**, New Milford, CT (US);
Stephen Horhota, Brookfield, CT (US);
Leigh Ann Rondano, Bethel, CT (US);
Michael Hardy, Southbury, CT (US)

(73) Assignee: **Boehringer Ingelheim**
Pharmaceuticals, Inc., Ridgefield, CT
(US)

(**) Term: **14 Years**

(21) Appl. No.: **29/188,006**

(22) Filed: **Aug. 11, 2003**

Related U.S. Application Data

(62) Division of application No. 29/150,550, filed on Nov. 6,
2001, now Pat. No. Des. 481,131.

(51) **LOC (7) Cl.** **24-04**

(52) **U.S. Cl.** **D24/189**

(58) **Field of Search** D24/189; 424/630,
424/631, 632, 633, 634, 635, 636, 637,
638; 514/499, 500; 600/9, 15

(56) **References Cited**

U.S. PATENT DOCUMENTS

55,234 A	6/1866	Bode	
92,065 A	6/1869	Lighthall	
3,596,657 A	8/1971	Eidus	
4,014,334 A *	3/1977	Theeuwes et al.	424/427
4,243,052 A	1/1981	Bailey	
4,329,999 A *	5/1982	Phillips	600/573
D273,514 S	4/1984	Hellman et al.	
D278,363 S	4/1985	Schenkel et al.	
4,680,309 A	7/1987	Maurer	
D292,826 S	11/1987	Sproles	
4,706,672 A	11/1987	Jones	
4,756,314 A *	7/1988	Eckenhoff et al.	600/573
4,961,933 A	10/1990	Campos Pino	
D344,042 S	2/1994	Calhoun	
D363,126 S	10/1995	Dusek	
D372,787 S *	8/1996	Dozier et al.	D24/189

D380,552 S	7/1997	Frenkel et al.	
D409,754 S	5/1999	Dunshee et al.	
D410,087 S	5/1999	Dunshee et al.	
D413,389 S	8/1999	Owen, Jr.	
D416,327 S	11/1999	Kugel	
6,171,606 B1	1/2001	Lyons	
6,334,021 B1 *	12/2001	Nagasawa	386/45

OTHER PUBLICATIONS

MEDEX: Medex Scientific UK Ltd.; Medex Health &
Beauty Catalogue 2000; Edition Spring 2000; (8 pages).

MANTRA: "The Superior Alternative to Copper Bracelets";
www.mantrware.com; printed on Nov. 14, 2001.

* cited by examiner

Primary Examiner—Stella Reid

(74) *Attorney, Agent, or Firm*—Robert P. Raymond;
Timothy X. Witkowski; Anthony P. Bottino

(57) **CLAIM**

The ornamental design for an adhesive patch, as shown and
described.

DESCRIPTION

FIG. 1 is a perspective view of an adhesive patch, showing
our new design;

FIG. 2 is a top plan view thereof;

FIG. 3 is a left side elevation view thereof, with all other
sides being identical thereto;

FIG. 4 is a bottom plan view thereof;

FIG. 5 is a perspective view of a second embodiment of the
adhesive patch, showing our new design;

FIG. 6 is a top plan view thereof;

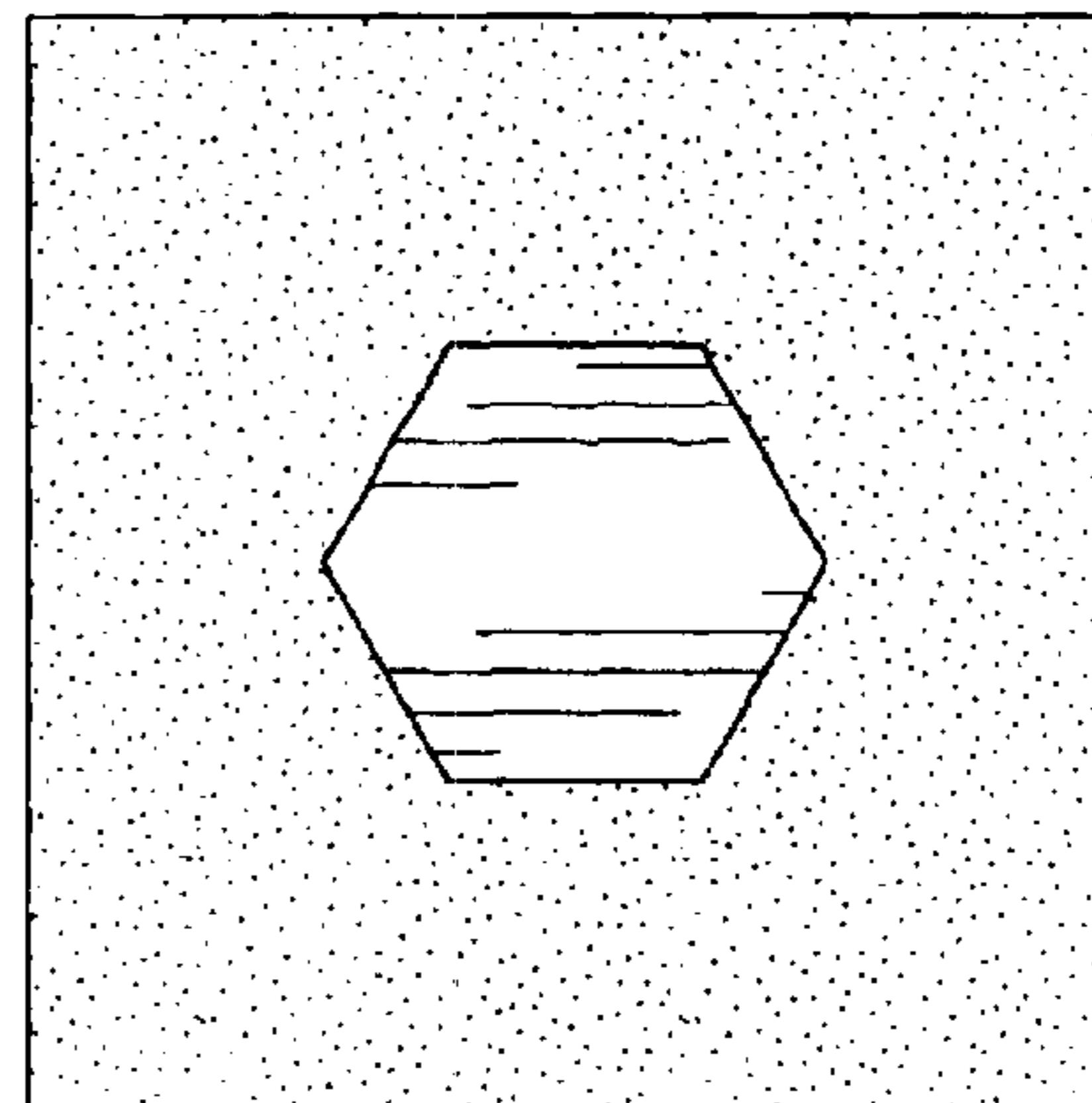
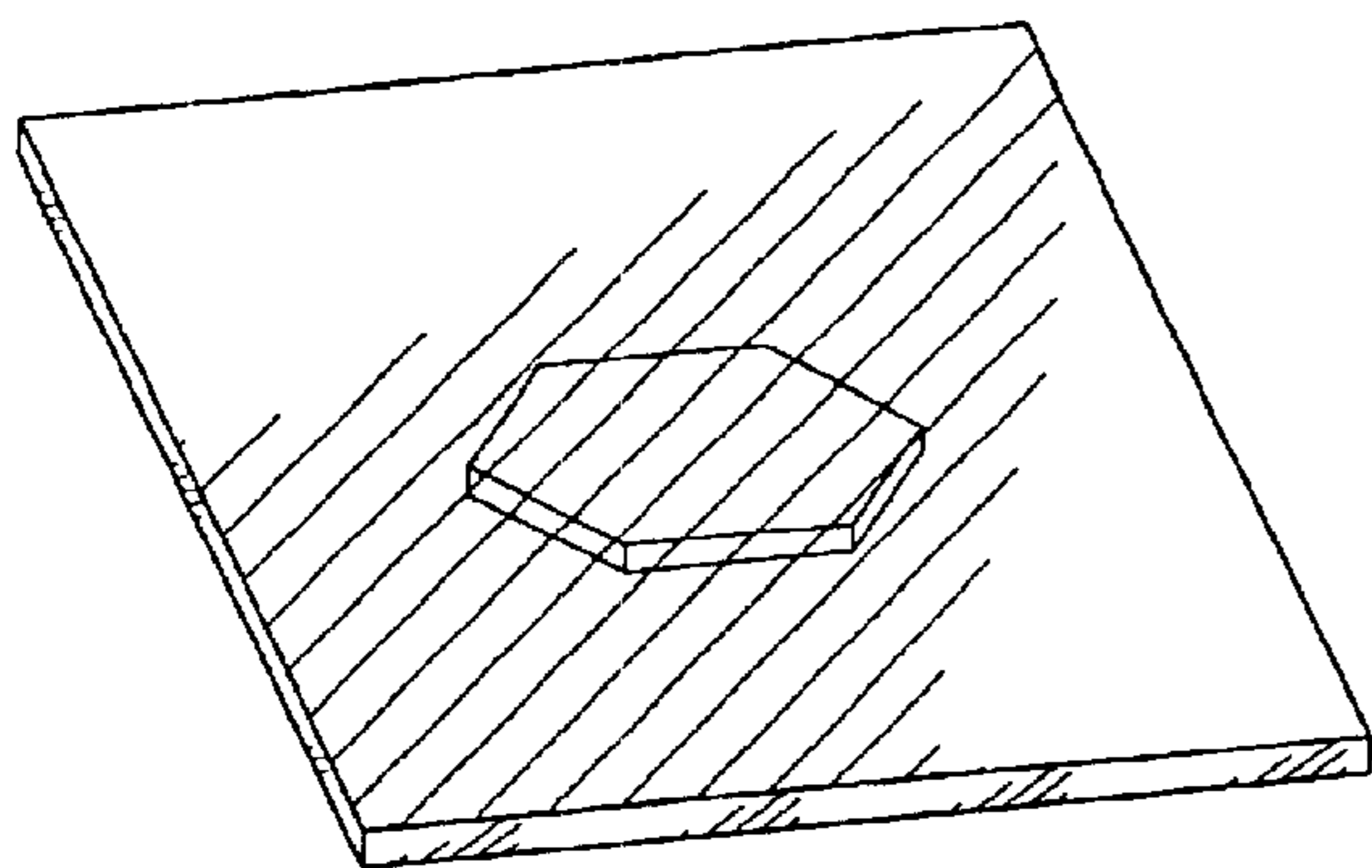
FIG. 7 is a side elevation view thereof, with the opposite side
elevation view being a mirror image thereof;

FIG. 8 is an end elevation view thereof, with the opposite
end elevation view being a mirror image thereof; and,

FIG. 9 is a bottom plan view thereof.

The characteristic feature of the design resides in the adhe-
sive patch being transparent or translucent and the insert
having a copper or metallic appearance.

1 Claim, 4 Drawing Sheets



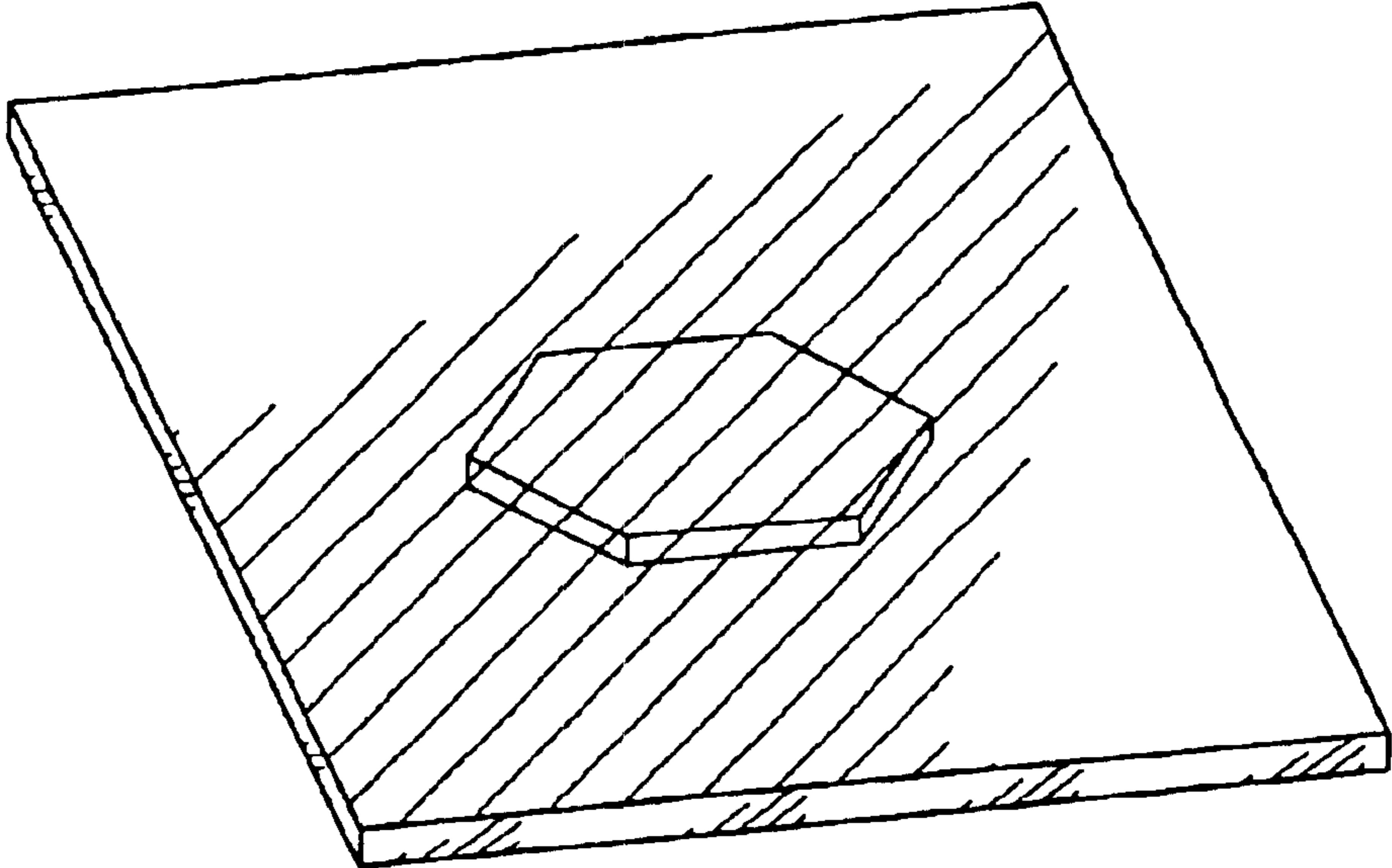


FIG. 1

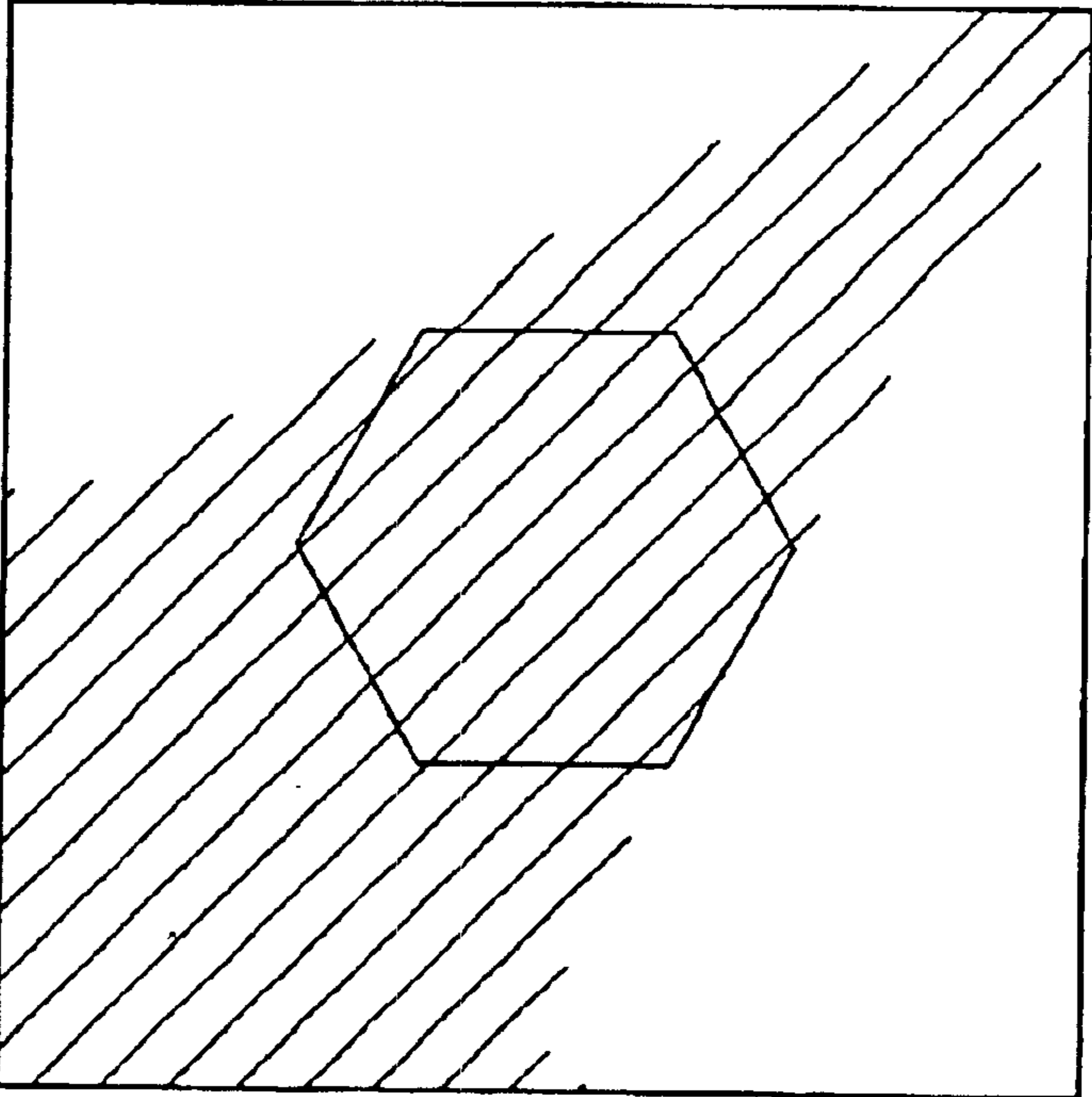


FIG. 2




FIG. 3

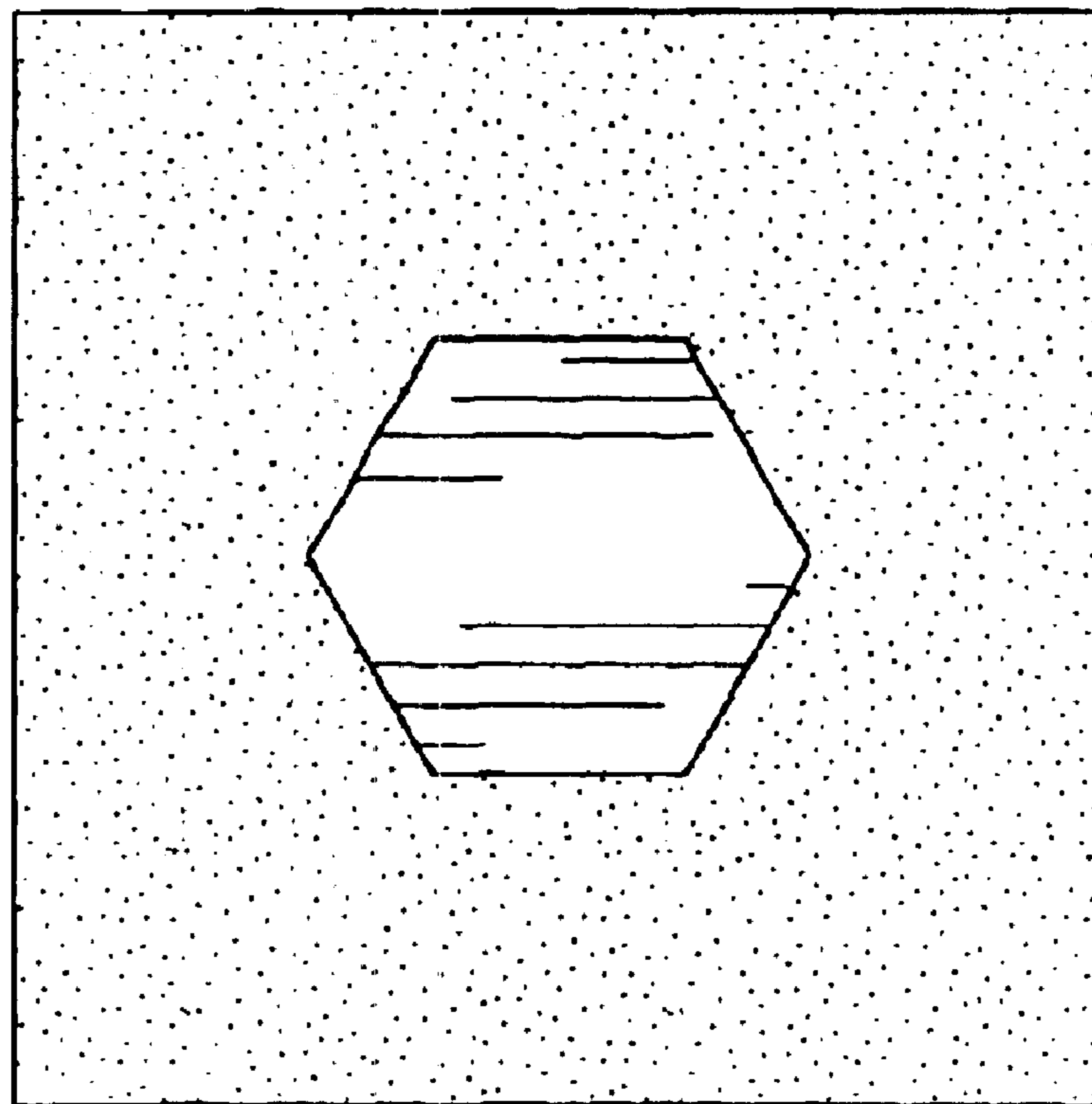


FIG. 4

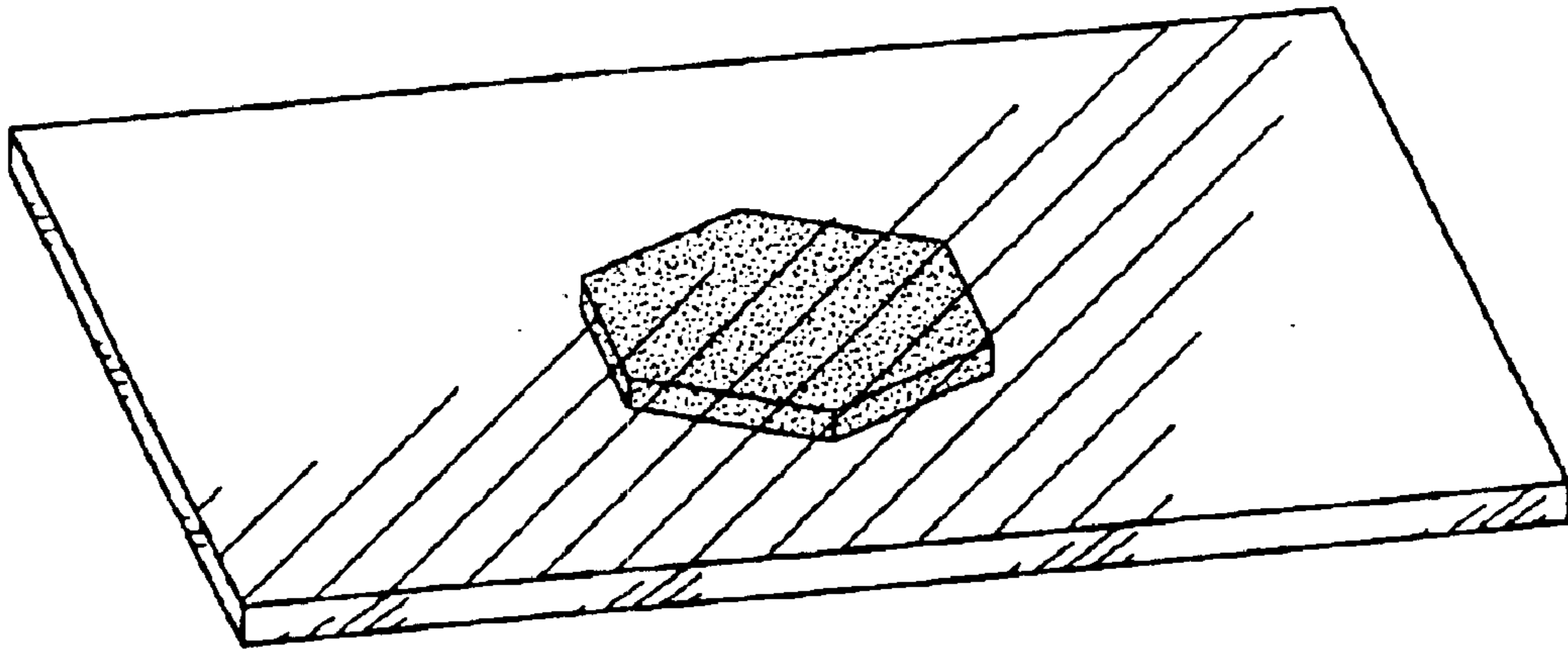


FIG. 5

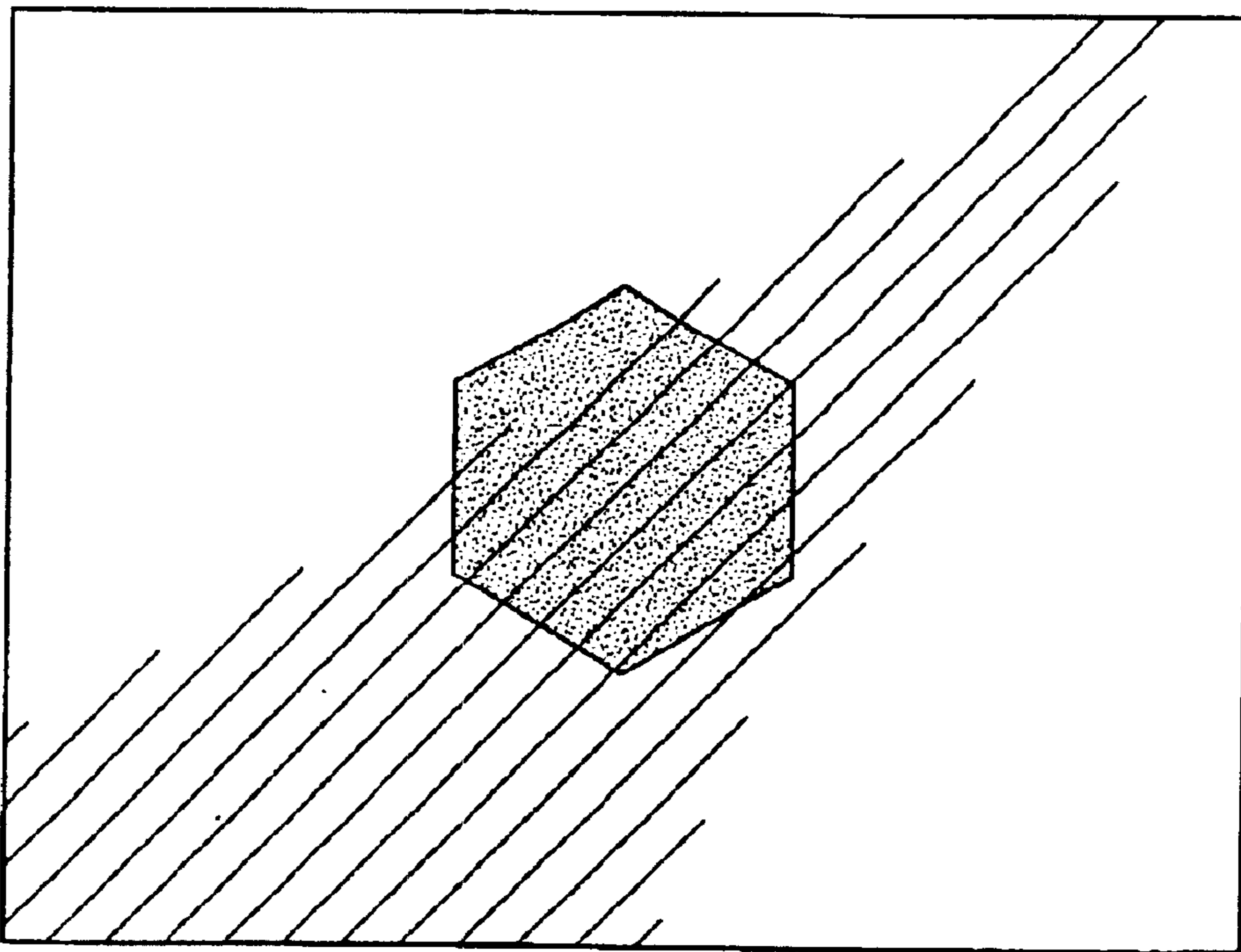


FIG. 6



FIG. 7



FIG. 8

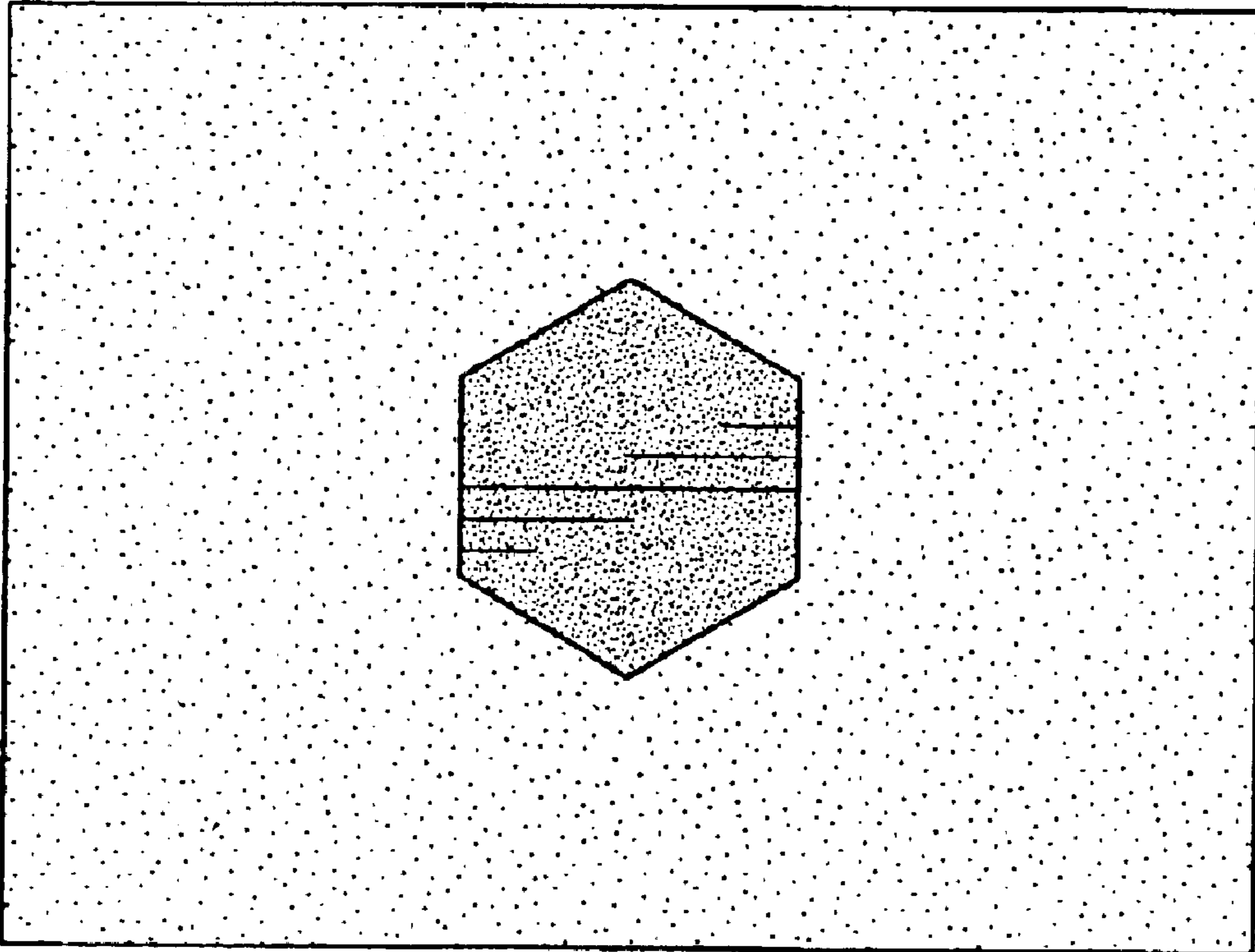


FIG. 9