

US00D492767S1

(12) **United States Design Patent** (10) **Patent No.:** **US D492,767 S**
Knauer et al. (45) **Date of Patent:** **** Jul. 6, 2004**

(54) **EARPLUG**

(75) Inventors: **Richard Knauer**, Carmel, IN (US);
Walter B. Herbst, Lake Forest, IL
(US); **Marianne B. Grisdale**, Chicago,
IL (US); **Gary F. Prokop**, Wheaton, IL
(US)

(73) Assignee: **Cabot Safety Intermediate
Corporation**, Newark, DE (US)

(**) Term: **14 Years**

(21) Appl. No.: **29/183,154**

(22) Filed: **Jun. 5, 2003**

(51) **LOC (7) Cl.** **24-04**

(52) **U.S. Cl.** **D24/106**

(58) **Field of Search** D24/106; 181/130,
181/129, 135; 128/864, 865, 866, 867

(56) **References Cited**

U.S. PATENT DOCUMENTS

2,573,923 A * 11/1951 Mezz 128/864
2,804,072 A * 8/1957 Genzer 128/864
D307,325 S 4/1990 Gardner, Jr.

D307,636 S 5/1990 Gardner, Jr.
5,074,375 A * 12/1991 Grozil 181/135
D358,463 S 5/1995 Falco
D371,193 S 6/1996 Myers et al.
D405,173 S 2/1999 Falco
D423,664 S 4/2000 Falco
D437,048 S 1/2001 Hirshfeld

* cited by examiner

Primary Examiner—Ian Simmons

(74) *Attorney, Agent, or Firm*—Cantor Colburn LLP

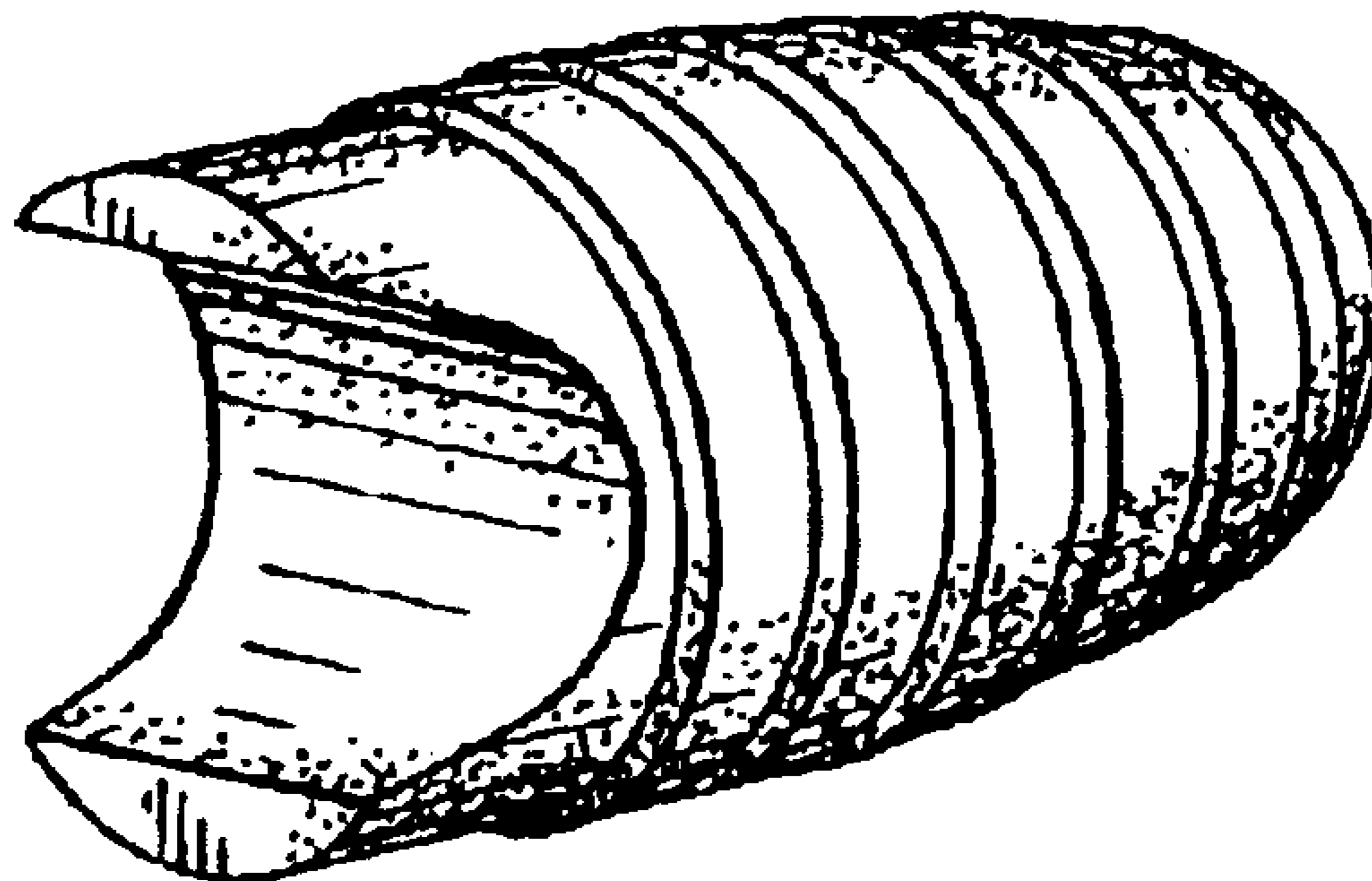
(57) **CLAIM**

The ornamental design for an earplug, as shown and described.

DESCRIPTION

FIG. 1 is a perspective view of an earplug, showing my new design;
FIG. 2 is a side elevational view thereof, the opposite side being a mirror image thereof;
FIG. 3 is another side elevational view thereof, the opposite side being a mirror image thereof;
FIG. 4 is a bottom plan view thereof; and,
FIG. 5 is a top plan view thereof.

1 Claim, 1 Drawing Sheet



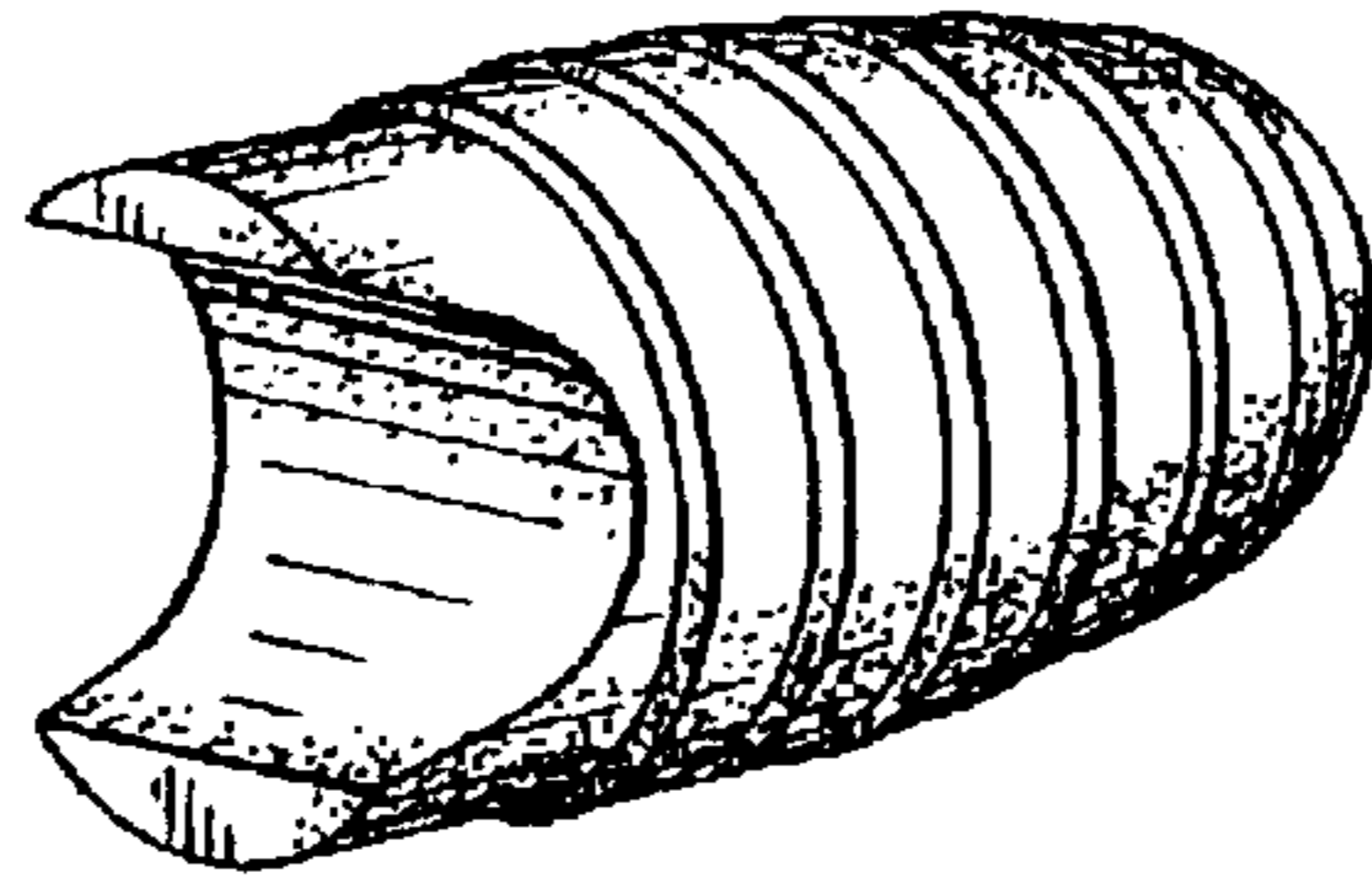


FIG. 1

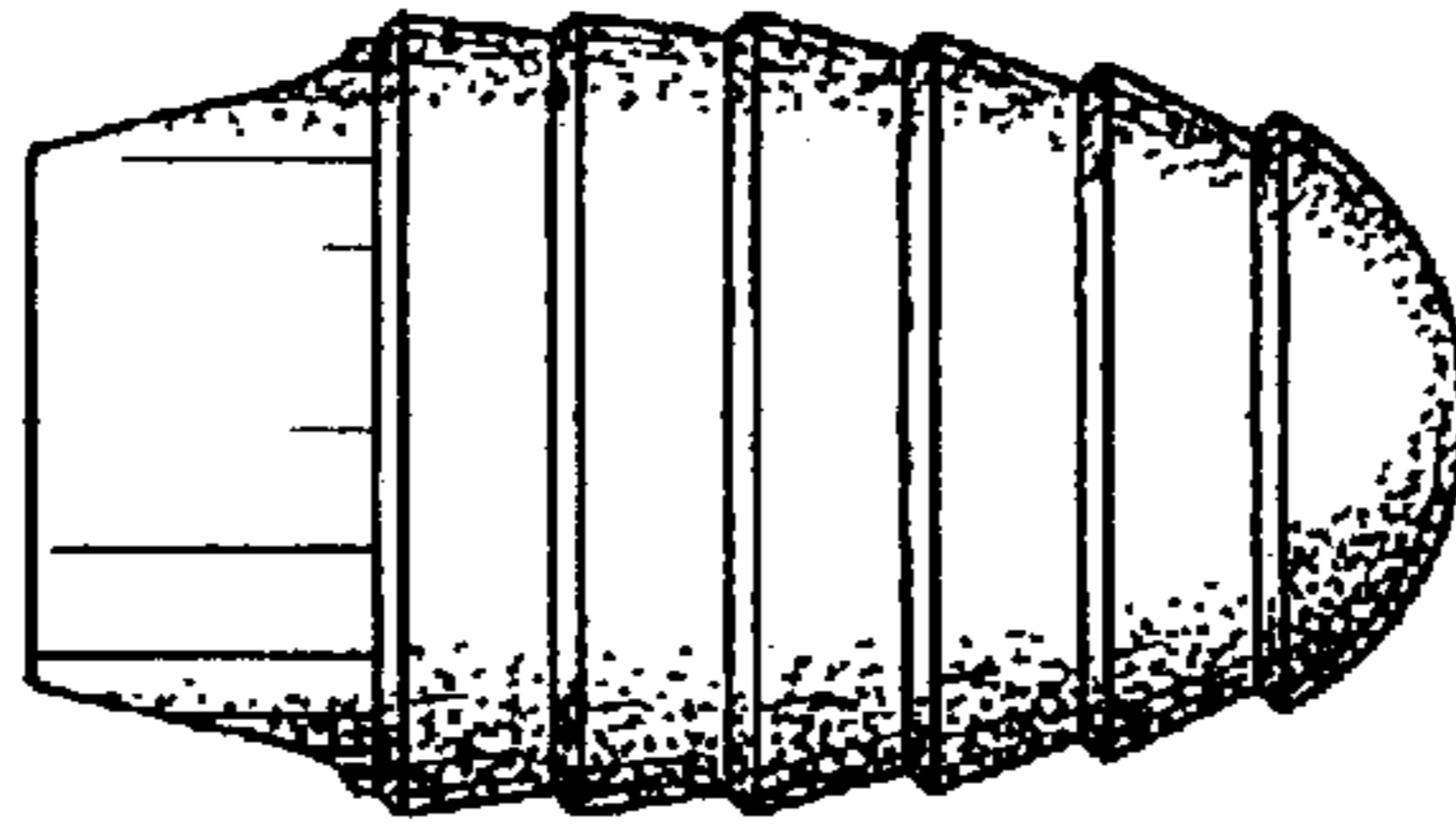


FIG. 2

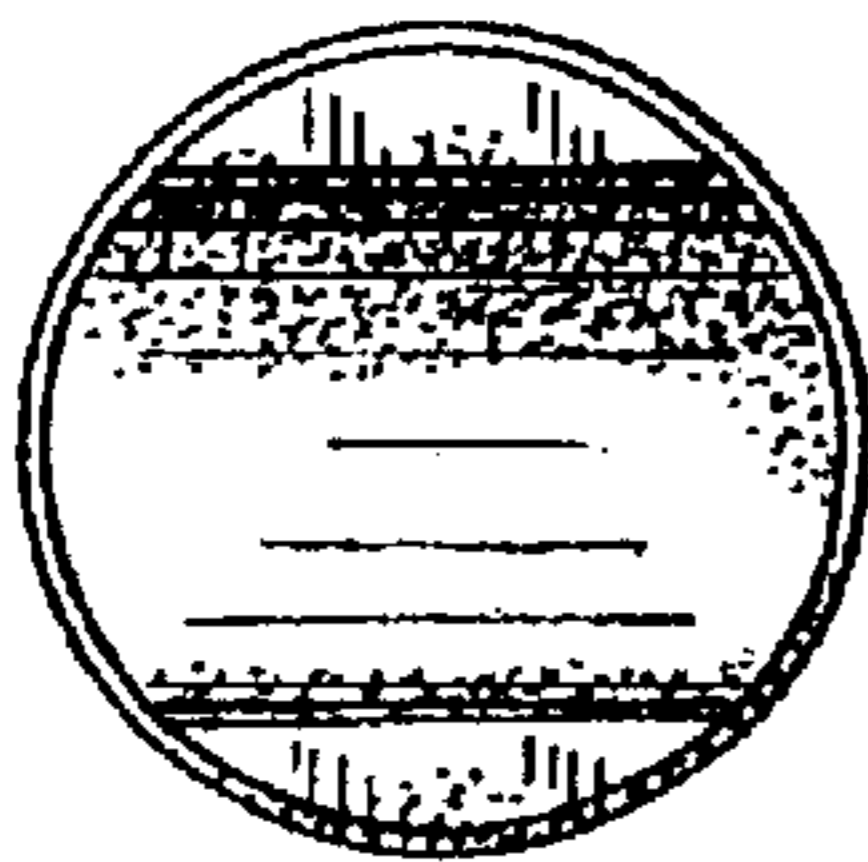


FIG. 4




FIG. 3

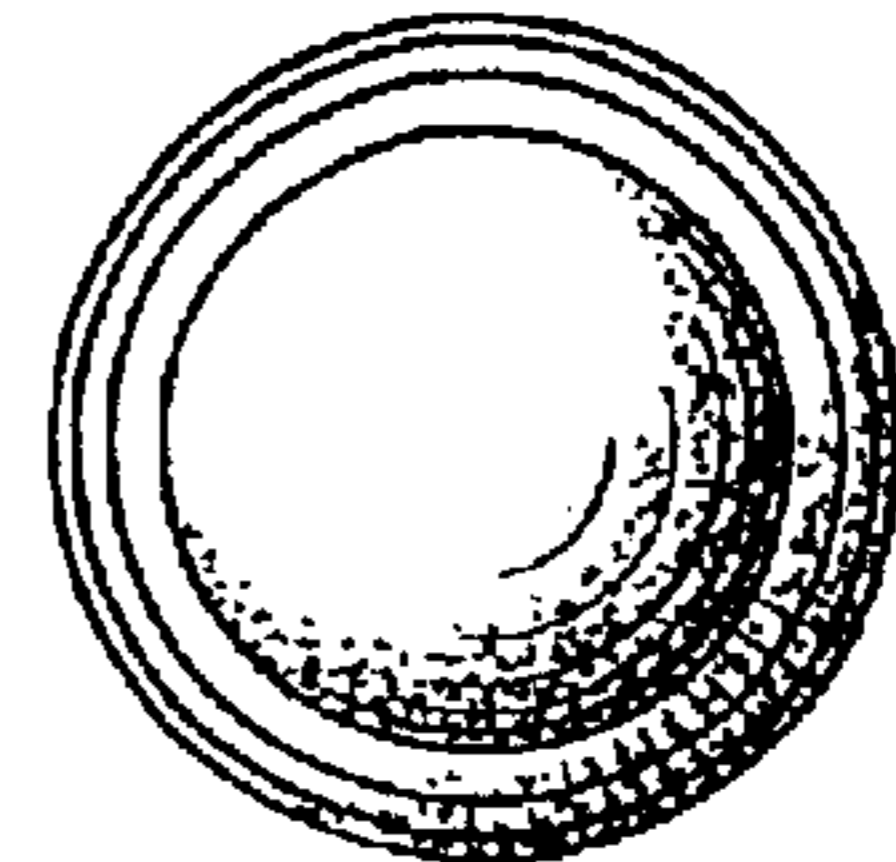


FIG. 5