

US00D492764S1

(12) **United States Design Patent**  
**Campbell**

(10) **Patent No.:** **US D492,764 S**

(45) **Date of Patent:** **\*\* Jul. 6, 2004**

(54) **CEILING FAN MOTOR HOUSING**

(75) **Inventor:** **Glennbruce S. Campbell**, Memphis, TN (US)

(73) **Assignee:** **Hunter Fan Company**, Memphis, TN (US)

(\*\*) **Term:** **14 Years**

(21) **Appl. No.:** **29/163,248**

(22) **Filed:** **Jun. 29, 2002**

(51) **LOC (7) Cl.** ..... **23-04**

(52) **U.S. Cl.** ..... **D23/411**

(58) **Field of Search** ..... D23/411, 377, D23/379, 385; 416/5

(56) **References Cited**

**U.S. PATENT DOCUMENTS**

D397,419 S \* 8/1998 Tsuji et al. .... D23/411  
D399,554 S \* 10/1998 Tsuji et al. .... D23/411

**OTHER PUBLICATIONS**

Hunter 2001 Ceiling Fan Selection & Special Order Guide  
(The Greenwich, The Vista, Summer Breeze Plus, The

Bayport) Casablanca Fan Company Year 2000 Product Catalog (The Veranda).

\* cited by examiner

*Primary Examiner*—Lisa Lichtenstein

(74) *Attorney, Agent, or Firm*—Baker Donelson

(57) **CLAIM**

The ornamental design for ceiling fan motor housing, as shown and described.

**DESCRIPTION**

FIG. 1 is a perspective view of a ceiling fan motor housing showing my new design, shown in an inverted orientation for clarity.

FIG. 2 is a bottom view thereof.

FIG. 3 is a top view thereof.

FIG. 4 is a front view thereof, the rear view being the same thereof; and,

FIG. 5 is a right side view thereof, the left side being the same thereof.

The broken line showing of environmental structure in FIG. 3 is for illustrative purposes only and forms no part of the claimed design.

**1 Claim, 3 Drawing Sheets**

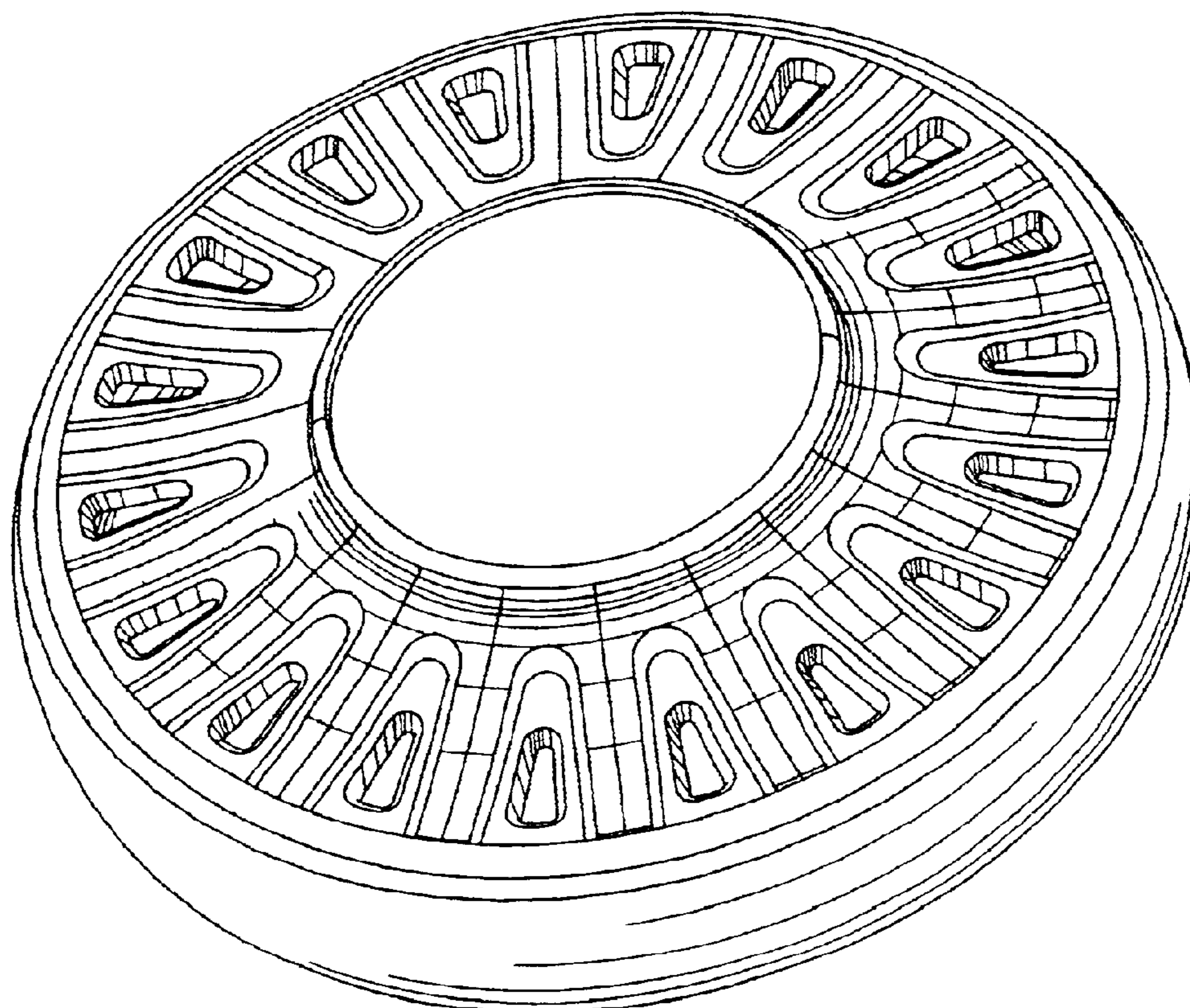


Fig. 1

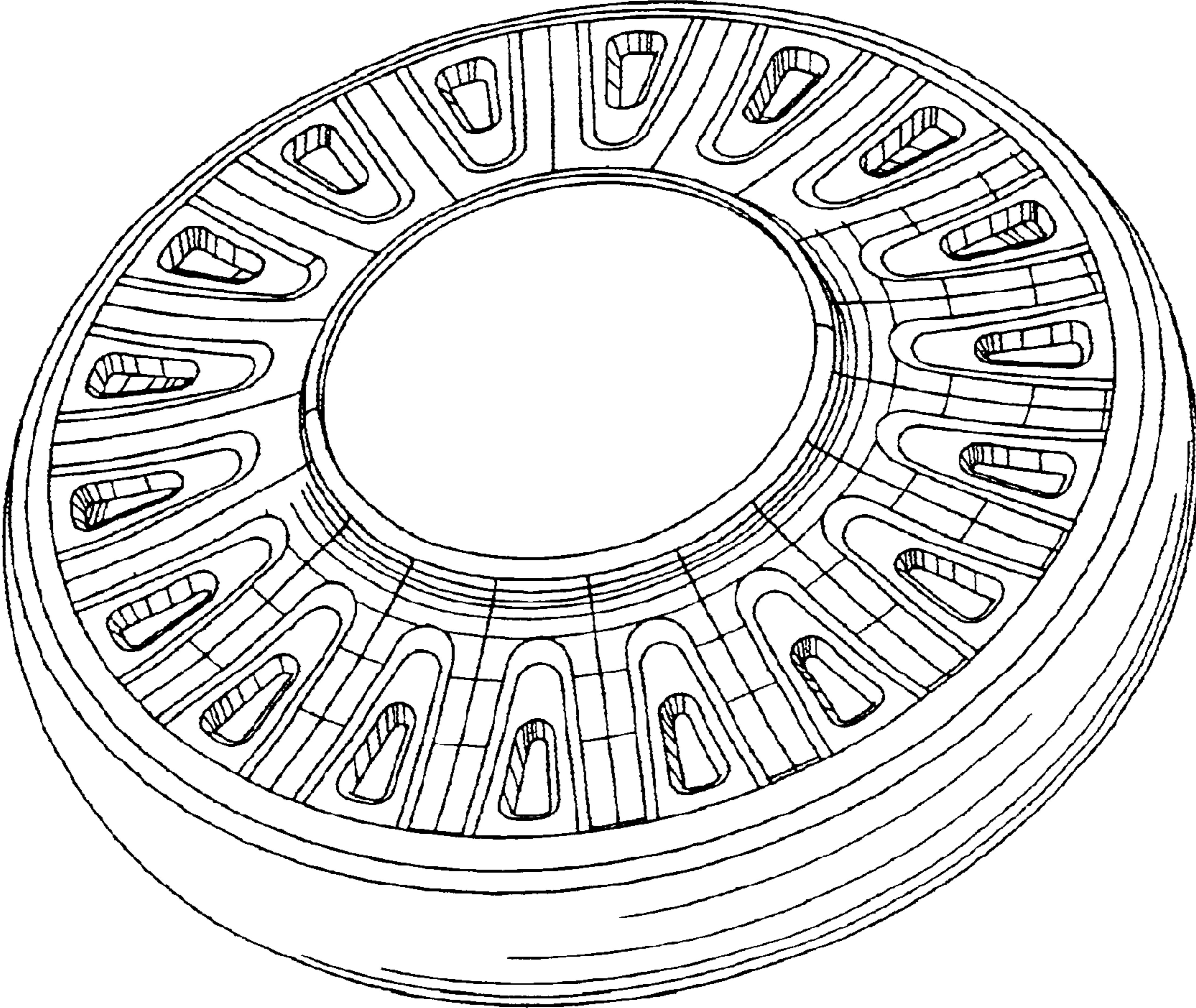




Fig. 2




Fig. 3




Fig. 4




Fig. 5

