

US00D492763S1

(12) **United States Design Patent**  
**Smith**

(10) **Patent No.:** **US D492,763 S**

(45) **Date of Patent:** **\*\* Jul. 6, 2004**

(54) **DUCT SLIP COVER**

D280,438 S \* 9/1985 Wendt ..... D6/610  
D430,284 S \* 8/2000 Hernandez ..... D23/499

(76) **Inventor:** **Randy W. Smith**, 1404 Briar Creek,  
Las Vegas, NV (US) 89110

\* cited by examiner

(\*\*) **Term:** **14 Years**

*Primary Examiner*—Louis S. Zarfes  
*Assistant Examiner*—Robert A Delehanty

(21) **Appl. No.:** **29/186,711**

(57) **CLAIM**

(22) **Filed:** **Jul. 22, 2003**

The ornamental design for a duct slip cover, as shown and described.

(51) **LOC (7) Cl.** ..... **06-06**

(52) **U.S. Cl.** ..... **D23/386**

(58) **Field of Search** ..... D23/386, 393,  
D23/395, 499; D6/610–611; 383/75, 40;  
110/349; 454/370, 906

**DESCRIPTION**

FIG. 1 is a side view of a duct slip cover showing my new design.

FIG. 2 is a top view of the duct slip cover; and,

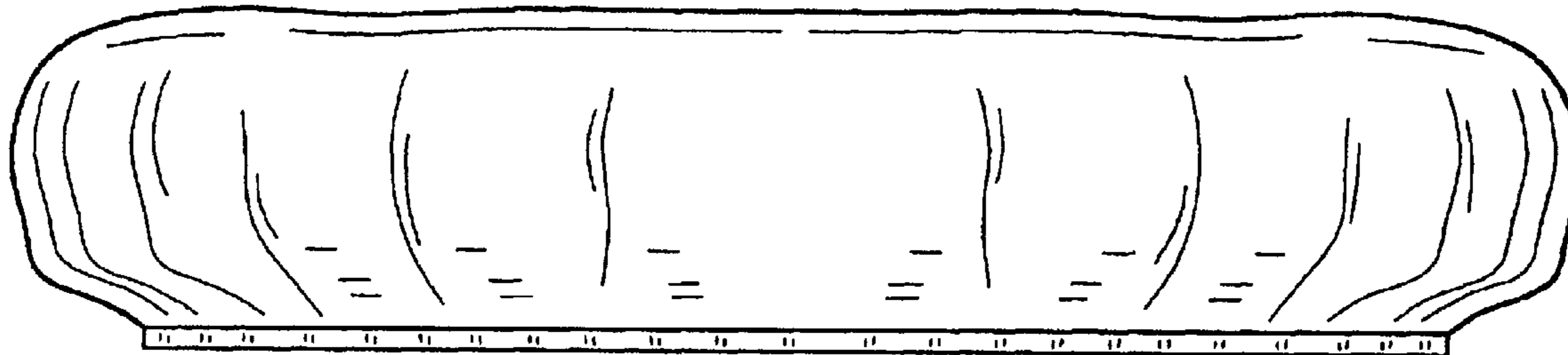
FIG. 3 is a bottom view of the duct slip cover.

(56) **References Cited**

**U.S. PATENT DOCUMENTS**

2,778,398 A \* 1/1957 Edwards ..... 383/40

**1 Claim, 3 Drawing Sheets**



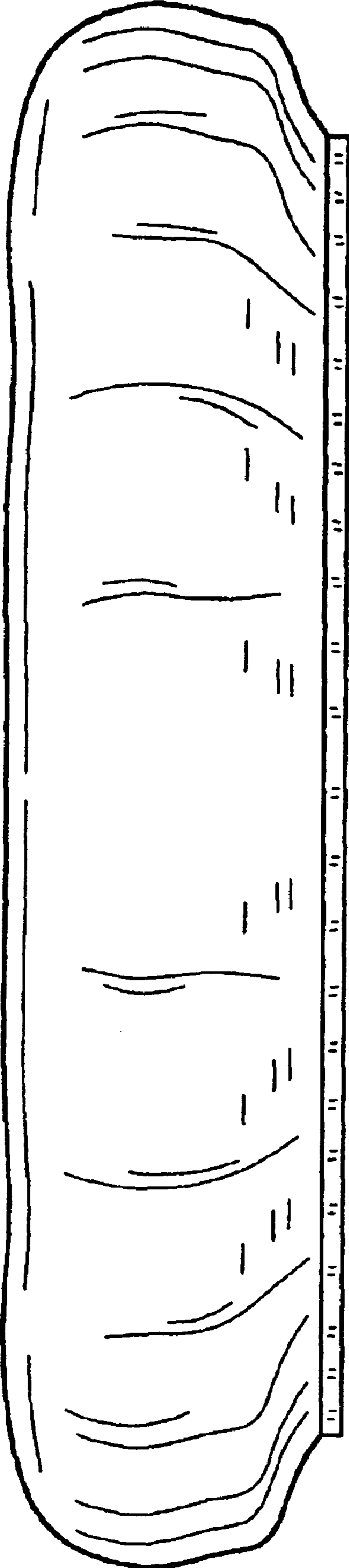


FIG. 1




FIG. 2

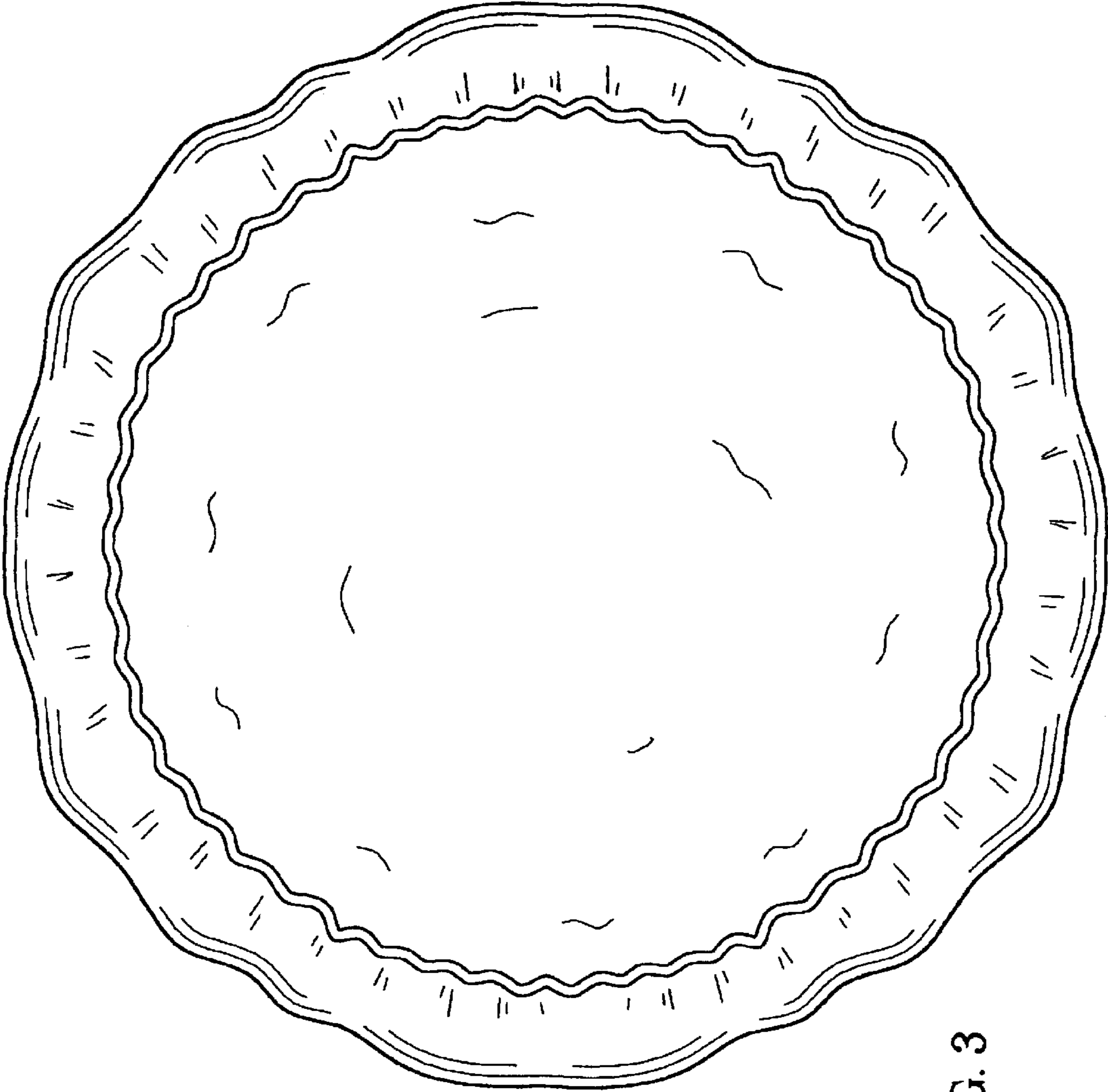


FIG. 3