

US00D492761S1

(12) **United States Design Patent** (10) **Patent No.:** **US D492,761 S**
Smith et al. (45) **Date of Patent:** **** Jul. 6, 2004**

(54) **AIR CLEANER FILTER**
 (75) Inventors: **Michael Ellis Smith**, Glen Allen, VA (US); **Patrick T. Mulvaney**, Richmond, VA (US)
 (73) Assignee: **Hamilton Beach/Proctor-Silex, Inc.**, Glen Allen, VA (US)
 (**) Term: **14 Years**

5,139,546 A 8/1992 Novobilski
 5,266,004 A 11/1993 Tsumurai et al.
 D345,010 S 3/1994 Aronsson et al.
 5,407,469 A 4/1995 Sun
 5,792,230 A 8/1998 Moore et al.
 D414,855 S * 10/1999 Reuter D23/365
 D449,098 S * 10/2001 Reede D23/365
 D449,679 S * 10/2001 Smith et al. D23/365
 6,494,940 B1 12/2002 Hak
 2001/0029728 A1 10/2001 Massey et al.

* cited by examiner

(21) Appl. No.: **29/185,450**
 (22) Filed: **Jun. 27, 2003**

Primary Examiner—Robin V. Taylor
 (74) *Attorney, Agent, or Firm*—Akin Gump Strauss Hauer & Feld, L.L.P.

(51) **LOC (7) Cl.** **23-04**
 (52) **U.S. Cl.** **D23/365**
 (58) **Field of Search** D23/209, 364, D23/365, 355; 55/522, 527, 528, 529

(57) **CLAIM**

The ornamental design for a air cleaner filter, as shown and described.

(56) **References Cited**


DESCRIPTION

U.S. PATENT DOCUMENTS

3,460,321 A * 8/1969 Canzoneri 55/495
 4,118,191 A 10/1978 Bohnensieker
 D262,138 S 12/1981 Bousgarbies et al.
 4,477,272 A 10/1984 Hollis et al.
 4,488,888 A 12/1984 Doyle
 D283,438 S * 4/1986 Doyle D23/365
 4,701,195 A 10/1987 Rosendall
 4,737,173 A 4/1988 Kudirka et al.
 5,035,728 A 7/1991 Fang

FIG. 1 is a perspective view of the air cleaner filter in accordance with our new design;
 FIG. 2 is a top plan view thereof;
 FIG. 3 is a front elevational view thereof, a rear elevational view thereof being identical;
 FIG. 4 is a left-side elevational view thereof, a right-side elevational view thereof being identical; and,
 FIG. 5 is a bottom plan view thereof.

1 Claim, 2 Drawing Sheets



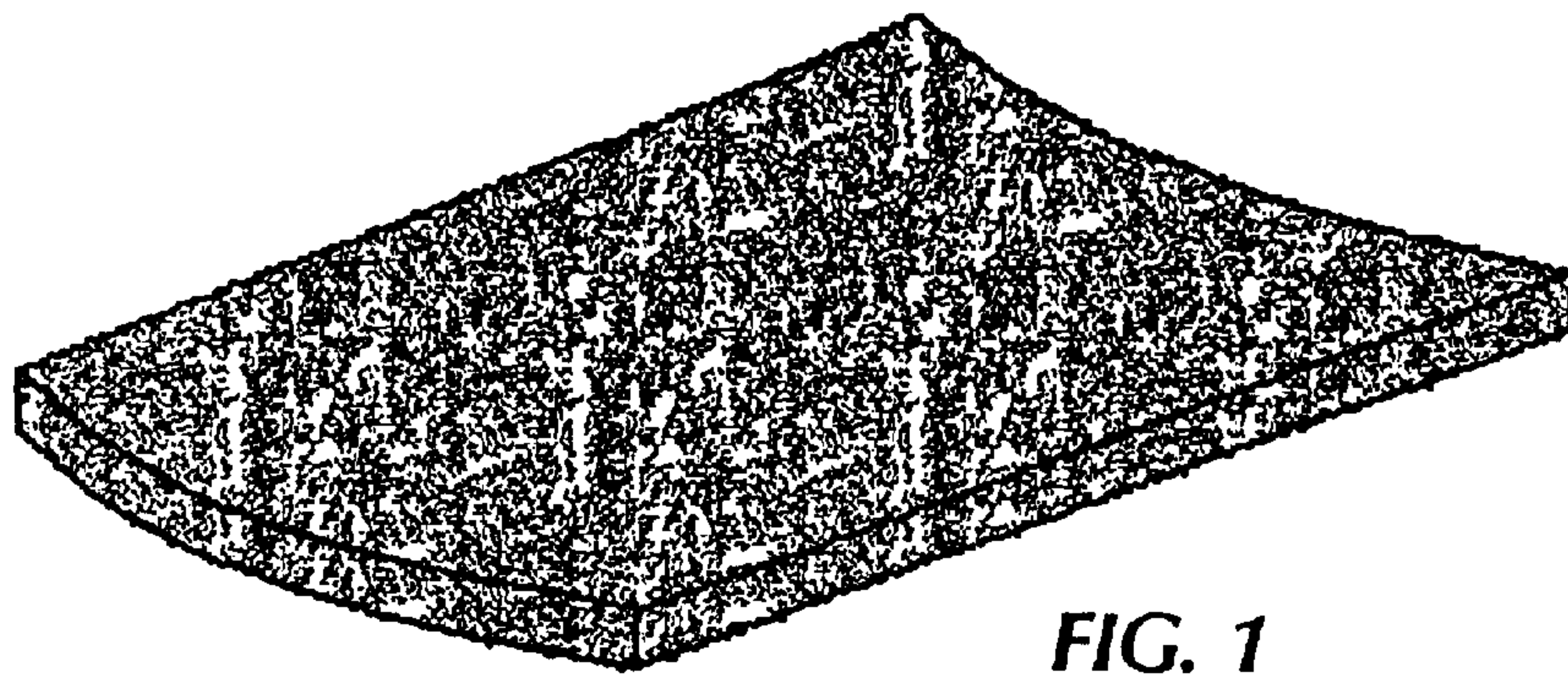


FIG. 1



FIG. 2



FIG. 5




FIG. 3



FIG. 4