

US00D492744S1

(12) **United States Design Patent**
Lammer et al.

(10) **Patent No.:** **US D492,744 S**
(45) **Date of Patent:** **** Jul. 6, 2004**

(54) **RACQUET HEAD**

(75) Inventors: **Herfried Lammer**, Lauterach (AT);
Claus Mueller, Feldkirch (AT)

(73) Assignee: **Head Technology GmbH**, Kennelbach
(AT)

(**) Term: **14 Years**

(21) Appl. No.: **29/187,022**

(22) Filed: **Jul. 25, 2003**

(51) **LOC (7) Cl.** **21-02**

(52) **U.S. Cl.** **D21/729**

(58) **Field of Search** D21/729-733,
D21/752; 473/524-557

(56) **References Cited**

U.S. PATENT DOCUMENTS

484,578	A	*	10/1892	Beecroft	473/542
1,381,050	A	*	6/1921	Agutter	473/544
1,472,202	A	*	10/1923	Aldrich	473/546
D338,251	S	*	8/1993	Leo et al.	D21/729

D394,094 S * 5/1998 Davis et al. D21/729

* cited by examiner

Primary Examiner—Mitchell Siegel
(74) *Attorney, Agent, or Firm*—Flynn, Thiel, Boutell &
Tanis, P.C.

(57) **CLAIM**

The ornamental design for a racquet head, as shown and described.

DESCRIPTION

FIG. 1 is a front view of our racquet head design and the multiple bands of alternating color thereon, the rear view being a mirror image thereof;

FIG. 2 is a left side view of FIG. 1, the right side view being a mirror image thereof;


FIG. 3 is an isometric view of the front, left side of the racquet head embodying our new multiple color bands design;

FIG. 4 is a top view of FIG. 1; and,

FIG. 5 is a bottom view of FIG. 1.

The broken line showing is for illustrative purposes only and forms no part of the claimed design.

1 Claim, 5 Drawing Sheets






FIG. 1



FIG. 2

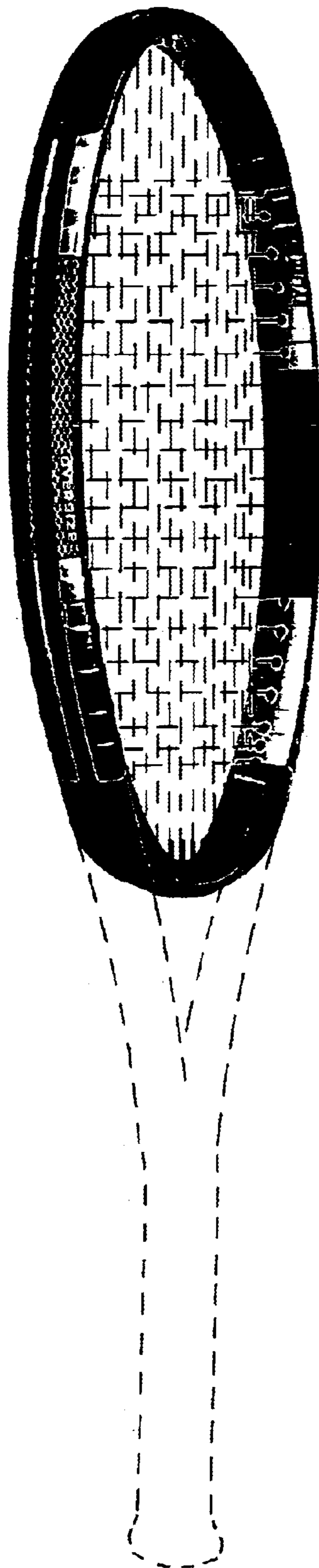


FIG. 3



FIG. 4

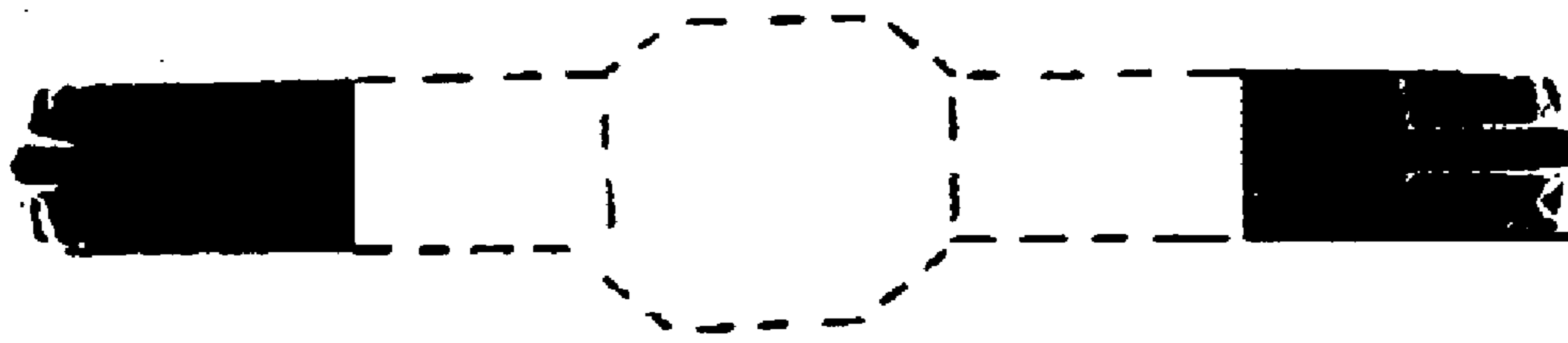


FIG. 5