

US00D492743S1

(12) **United States Design Patent**
Boyarko

(10) **Patent No.:** **US D492,743 S**

(45) **Date of Patent:** **** Jul. 6, 2004**

(54) **GOLF TEE**

(76) **Inventor:** **Bruce W. Boyarko**, 2377 Valley View Dr., Rocky River, OH (US) 44116

(**) **Term:** **14 Years**

(21) **Appl. No.:** **29/169,197**

(22) **Filed:** **Oct. 16, 2002**

(51) **LOC (7) Cl.** **21-02**

(52) **U.S. Cl.** **D21/717**

(58) **Field of Search** D21/717, 718, D21/789; D26/138; 473/387-403

(56) **References Cited**

U.S. PATENT DOCUMENTS

1,573,911 A	12/1926	Budrow
1,638,527 A	3/1927	Clausing
1,678,944 A	1/1928	Jacobsen
1,850,560 A	5/1932	Middendorf
2,094,320 A	4/1937	Fijux
2,082,811 A	11/1937	Thorup
D197,016 S	12/1963	Pearson et al.
D200,543 S	3/1965	Thomte
3,947,027 A	3/1976	Brown
D252,109 S	6/1979	Clugage
4,783,077 A	11/1988	Lemon
4,787,637 A	11/1988	Lima et al.

4,838,285 A	*	6/1989	Petrone	131/259
4,951,945 A		8/1990	Gamble		
4,998,732 A		3/1991	Gallant		
D326,129 S		5/1992	Hirschmann		
5,193,803 A		3/1993	Flick III		
D337,364 S		7/1993	Piper et al.		
D365,169 S	*	12/1995	Fillipp	D26/138
D369,845 S		5/1996	Knez		
D393,301 S	*	4/1998	Koskela	D21/718
6,062,990 A	*	5/2000	Pierce	473/387

* cited by examiner

Primary Examiner—Mitchell Siegel

(74) *Attorney, Agent, or Firm*—Pearne & Gordon LLP

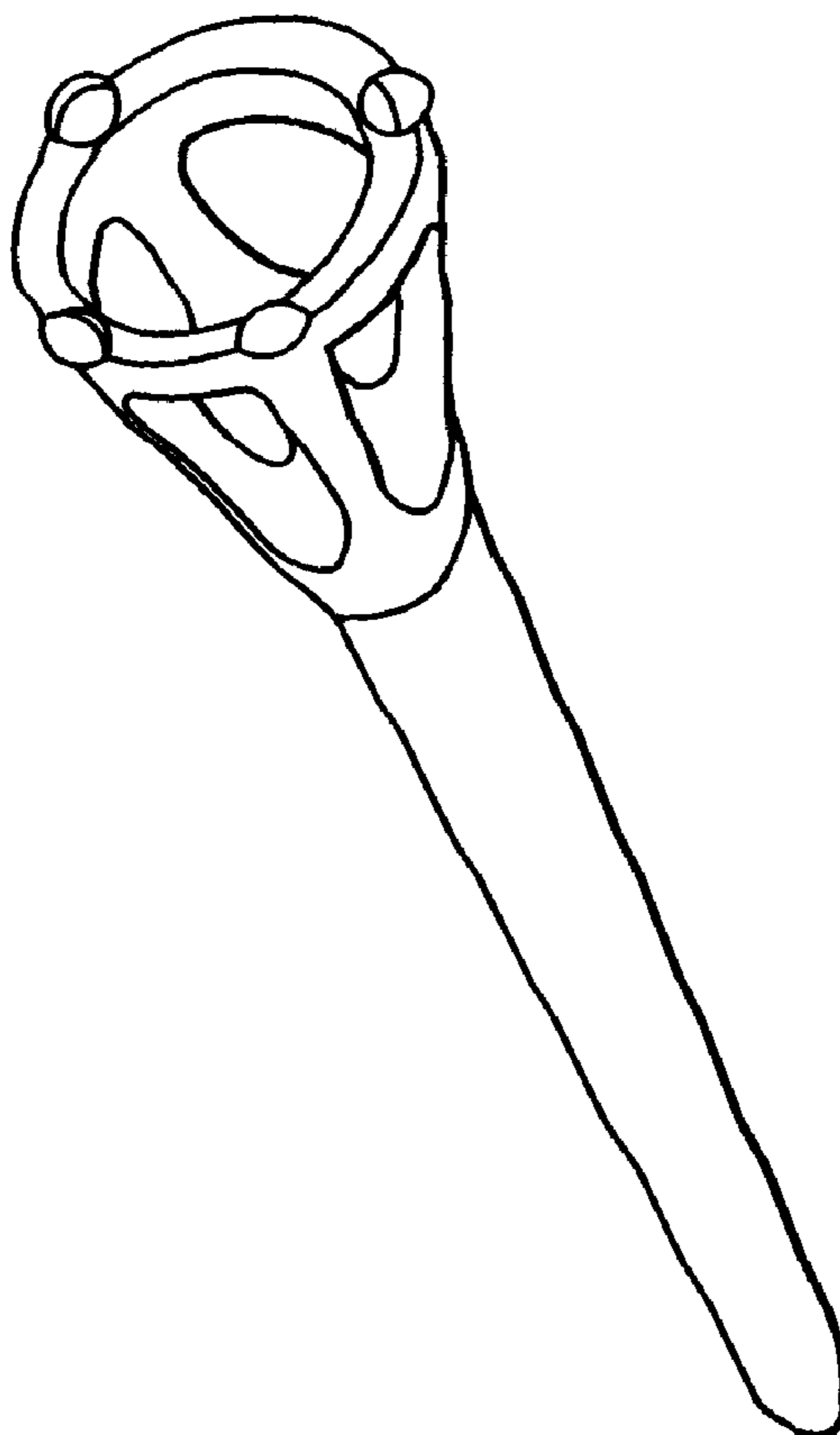
(57) **CLAIM**

The ornamental design for a golf tee, as shown and described.

DESCRIPTION

FIG. 1 is a perspective view of a golf tee according to my invention;
FIG. 2 is a front view of the golf tee of FIG. 1;
FIG. 3 is a top view of the golf tee of FIG. 1;
FIG. 4 is a right side view of the golf tee of FIG. 1;
FIG. 5 is a left side view of the golf tee of FIG. 1;
FIG. 6 is a rear view of the golf tee of FIG. 1; and,
FIG. 7 is a bottom view of the golf tee of FIG. 1.

1 Claim, 1 Drawing Sheet



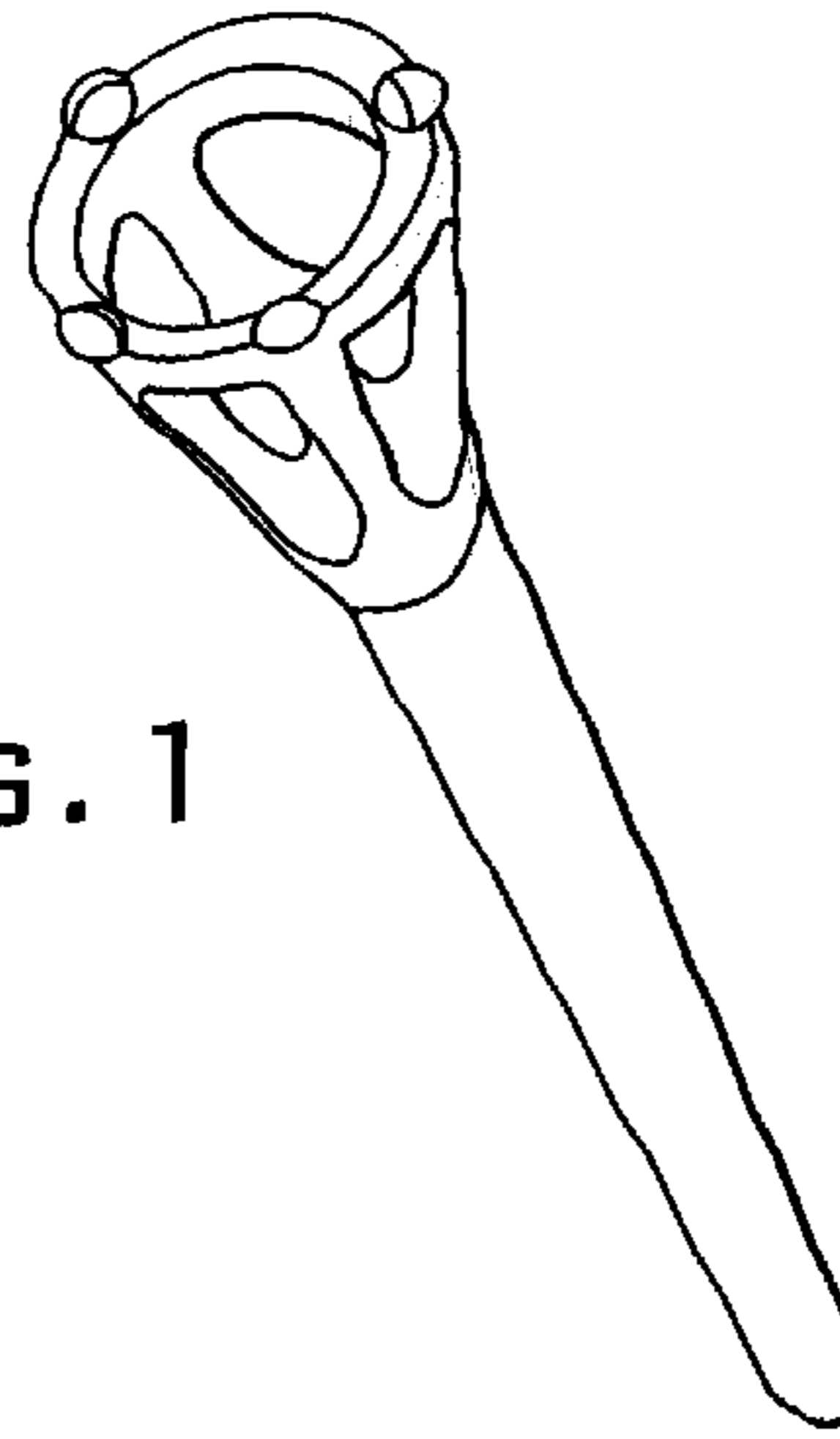


FIG. 1

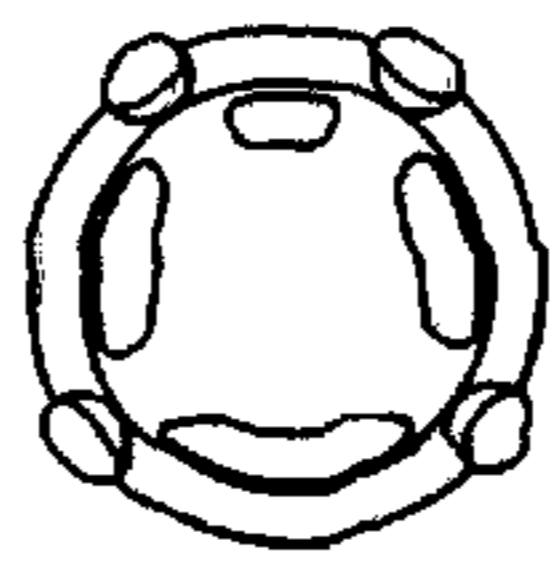


FIG. 3




FIG. 5

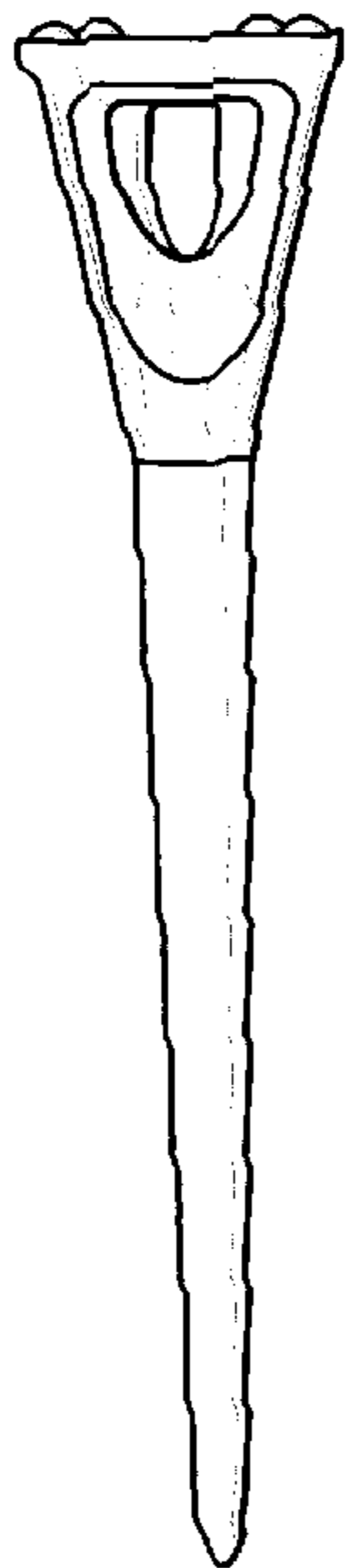


FIG. 2

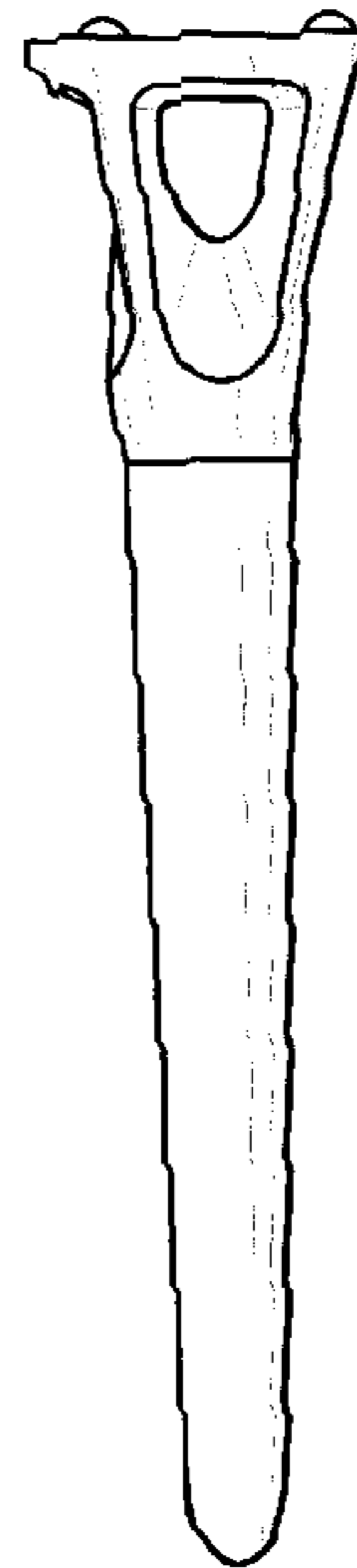


FIG. 4

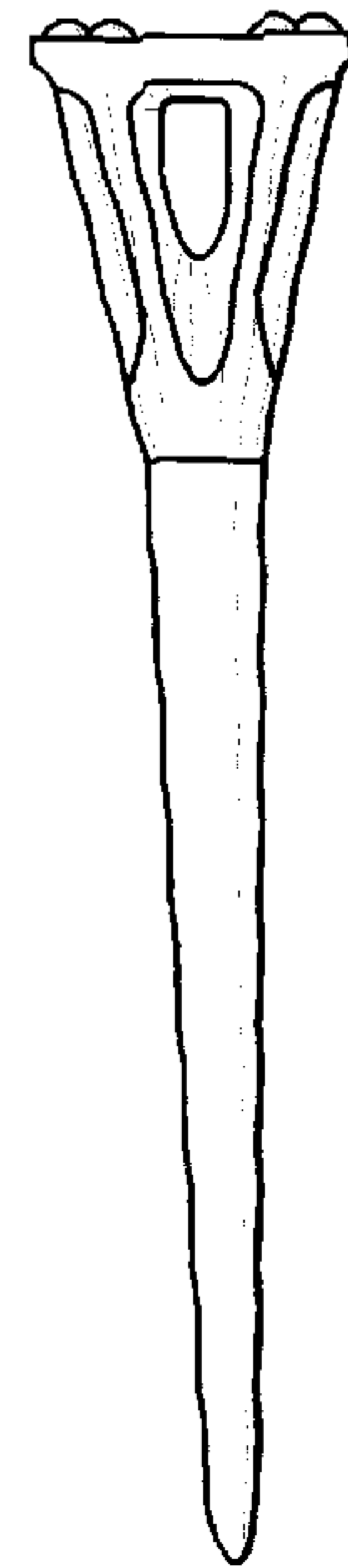


FIG. 6

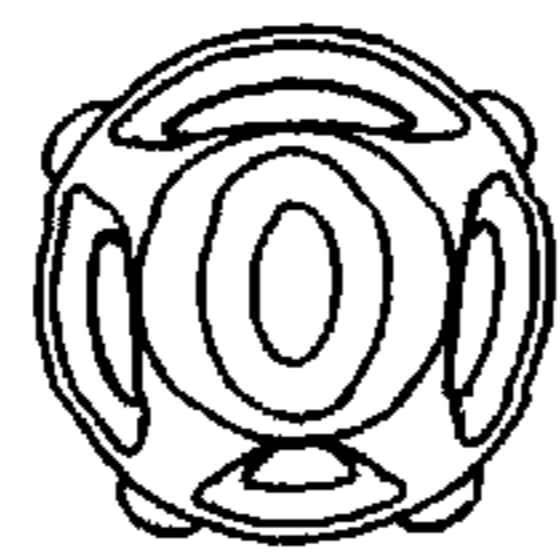


FIG. 7