

US00D492730S1

(12) **United States Design Patent**  
**Suzuki**

(10) **Patent No.:** **US D492,730 S**  
(45) **Date of Patent:** **\*\* Jul. 6, 2004**

(54) **TRANSPARENT CARTRIDGE FOR A TAPE DISPENSER**

(75) **Inventor:** **Kazuhiko Suzuki, Kawasaki (JP)**

(73) **Assignee:** **Tombow Pencil Co., Ltd., Tokyo (JP)**

(\*\*) **Term:** **14 Years**

(21) **Appl. No.:** **29/182,110**

(22) **Filed:** **May 21, 2003**

(30) **Foreign Application Priority Data**

Nov. 21, 2002 (JP) ..... 2002-032083

(51) **LOC (7) Cl.** ..... **19-02**

(52) **U.S. Cl.** ..... **D19/69; D19/67**

(58) **Field of Search** ..... **D19/65, 66, 53, D19/89, 67-69, 99, 100; 225/6, 7, 19, 25, 34, 45, 56, 65, 66, 89; 242/588, 590, 588.1-588.6; 156/327, 523, 527, 577**

(56) **References Cited**

**U.S. PATENT DOCUMENTS**

5,430,904 A \* 7/1995 Ono et al. .... 156/577 X  
5,480,510 A \* 1/1996 Manusch et al. .... 156/577

5,512,128 A \* 4/1996 Manusch et al. .... 156/577  
D418,165 S \* 12/1999 Katami ..... D19/69  
D439,616 S \* 3/2001 Katami ..... D19/69  
D476,687 S \* 7/2003 Katami ..... D19/68 X  
D483,409 S \* 12/2003 Watanabe et al. .... D19/69

\* cited by examiner

*Primary Examiner*—Martie K. Holtje

(74) *Attorney, Agent, or Firm*—Birch, Stewart, Kolasch & Birch, LLP

(57) **CLAIM**

The ornamental design for a transparent cartridge for a tape dispenser, as shown.

**DESCRIPTION**

FIG. 1 is a front view of the transparent cartridge for a tape dispenser showing my new design;  
FIG. 2 is a rear view thereof;  
FIG. 3 is a left side view thereof;  
FIG. 4 is a right side view thereof;  
FIG. 5 is a top view thereof;  
FIG. 6 is a bottom view thereof; and,  
FIG. 7 is a perspective view thereof.

**1 Claim, 2 Drawing Sheets**

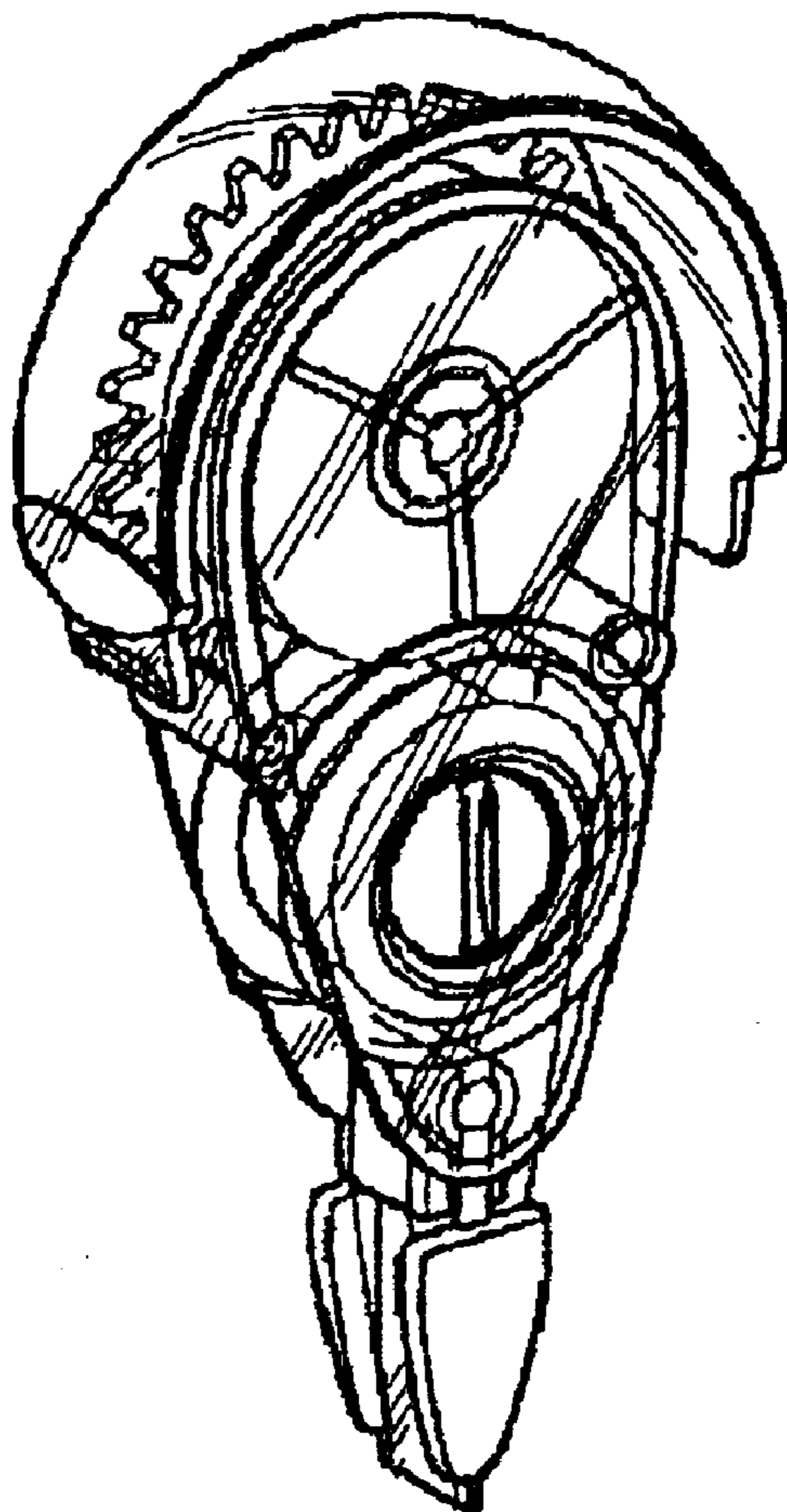


FIG. 5




FIG. 2

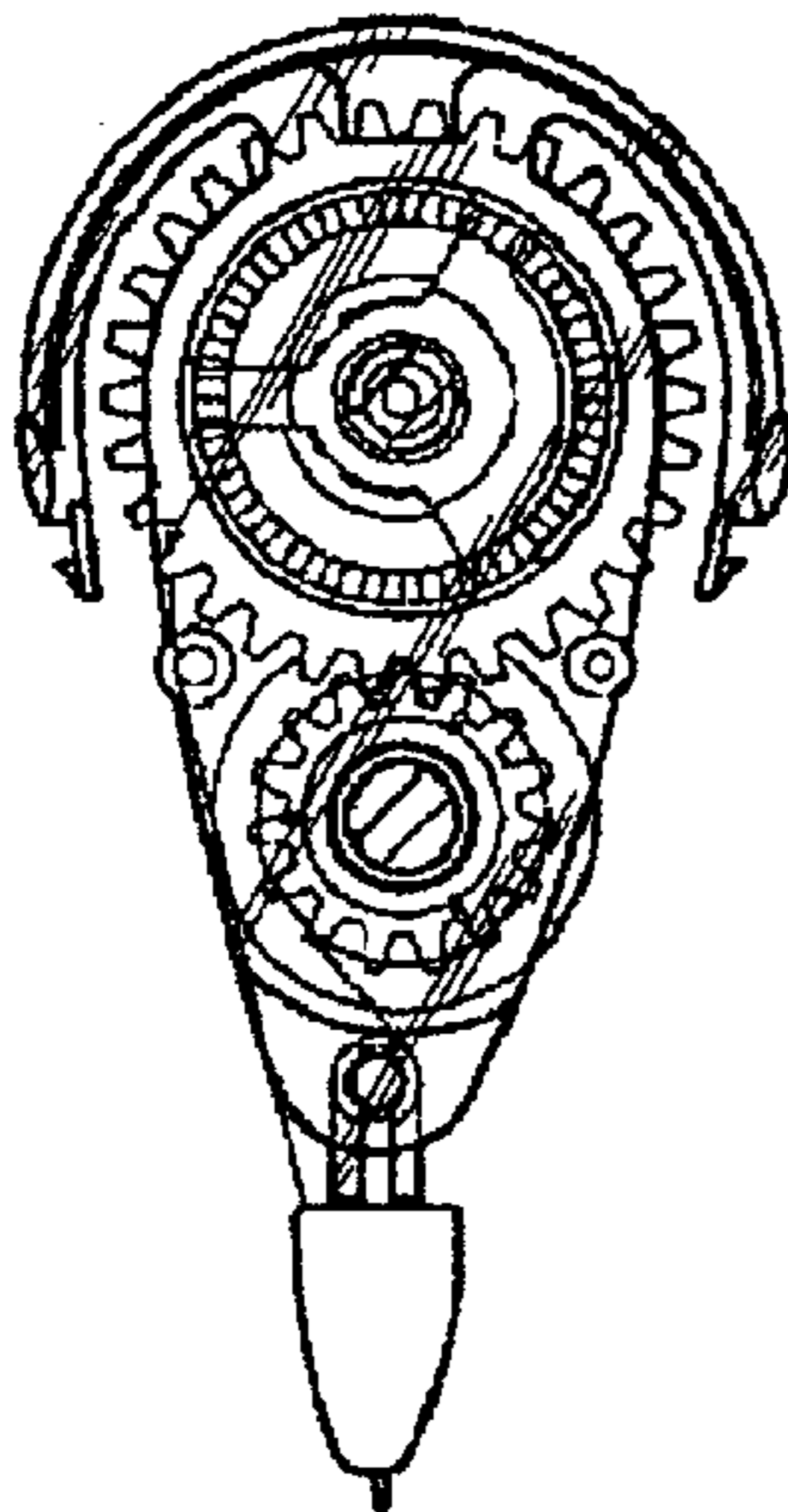


FIG. 3




FIG. 1

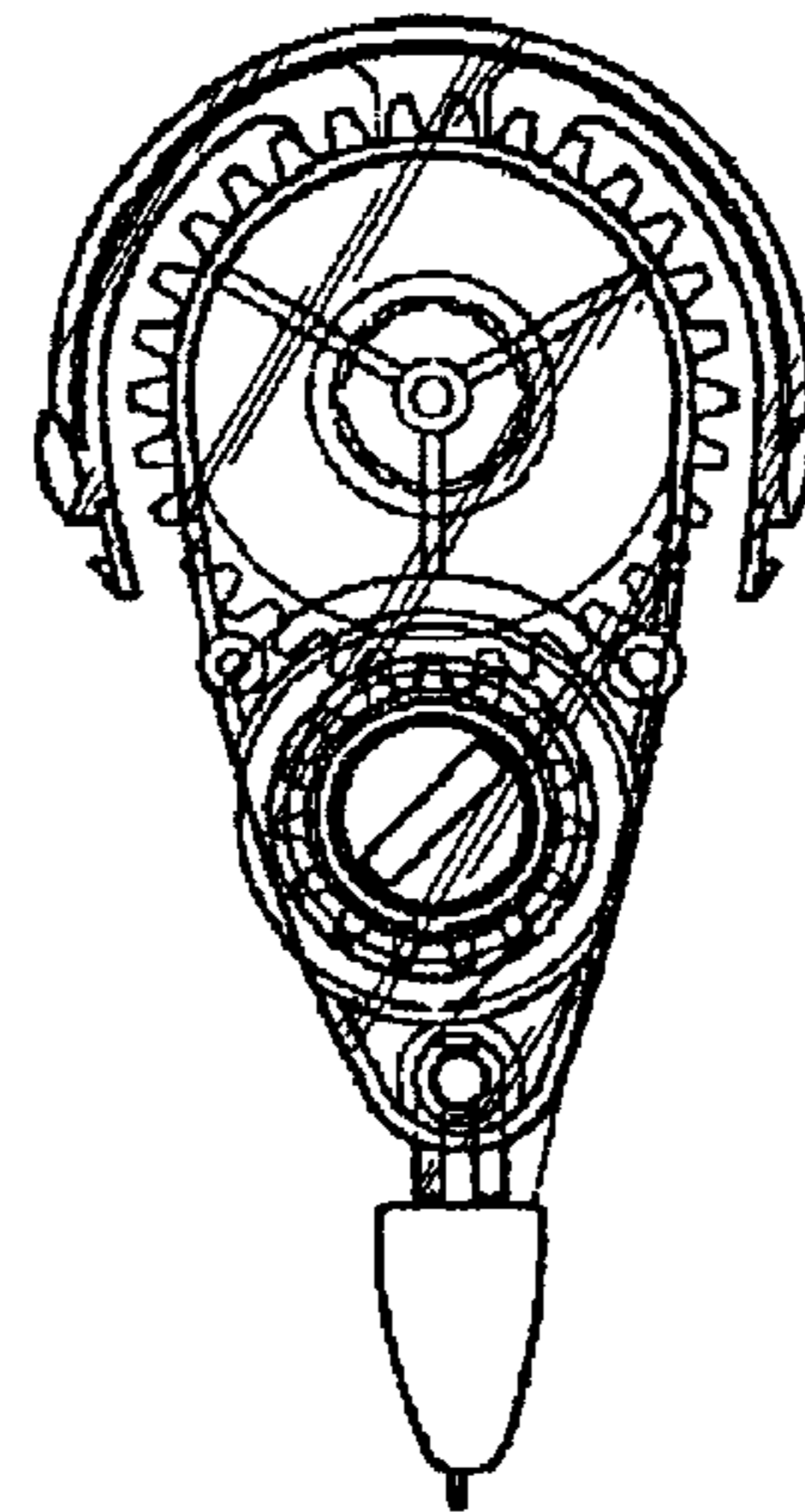


FIG. 4

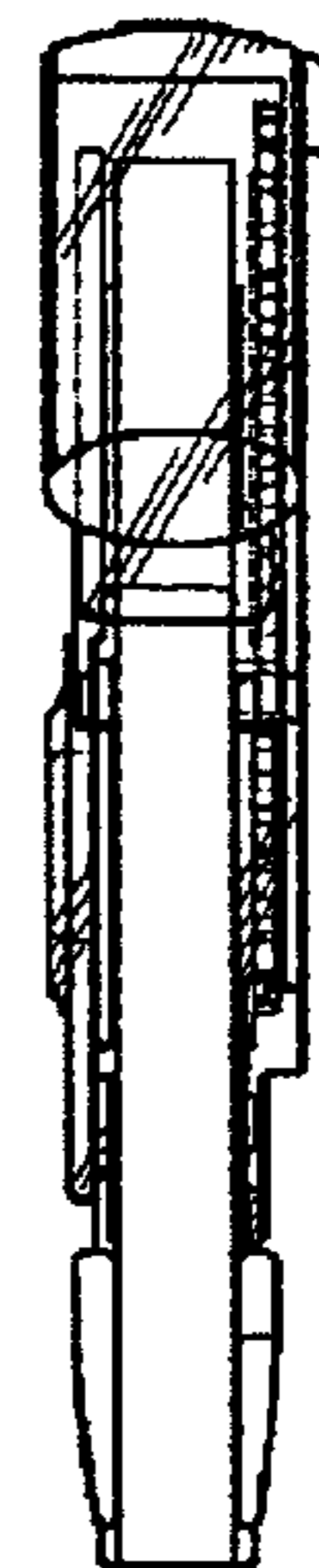


FIG. 6

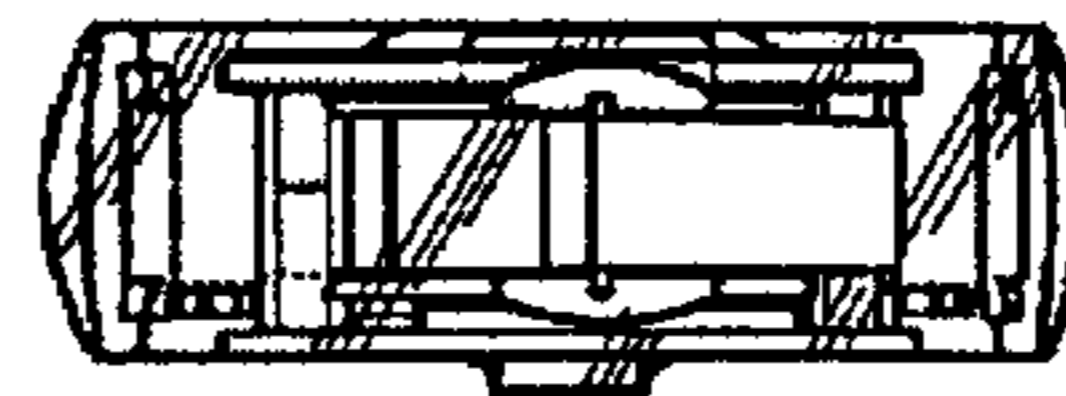


FIG. 7

