

US00D492726S1

(12) **United States Design Patent**
Nuttall et al.

(10) **Patent No.: US D492,726 S**
(45) **Date of Patent: ** Jul. 6, 2004**

(54) **TRIANGLE CLIP**

(75) Inventors: **Michael John Nuttall**, Portola Valley, CA (US); **Jennifer Ellen Davis**, Redwood City, CA (US); **John Philip Stoddard**, Ben Lomond, CA (US)

(73) Assignee: **Thomas Direct Sales, Inc.**, Clifton, NJ (US)

(**) Term: **14 Years**

(21) Appl. No.: **29/186,252**

(22) Filed: **Jul. 11, 2003**

(51) **LOC (7) Cl.** **19-02**

(52) **U.S. Cl.** **D19/65; D19/86; D19/90**

(58) **Field of Search** D19/65, 75, 86, D19/88, 78, 90, 72, 91, 99, 100; D8/394, 395; 24/67 R, 67 CF, 67.1-67.11, 10 R, 11 PP, 11 R, 509-511, 500, 501, 563; 248/441.1, 451, 452, 453, 504; 281/42; 40/778

(56) **References Cited**

U.S. PATENT DOCUMENTS

616,385 A * 12/1898 Winget 248/504
837,449 A * 12/1906 Cowing 24/67 R

2,460,650 A * 2/1949 Nemeth 24/67 CF
2,853,043 A * 9/1958 Bitterman et al. 281/42
3,346,979 A * 10/1967 Milos 40/778
D312,660 S * 12/1990 Bowles, Jr. D19/72
D314,012 S * 1/1991 Klodt D19/65
D365,365 S * 12/1995 Salisbury D19/65

* cited by examiner

Primary Examiner—Martie K. Holtje

(74) *Attorney, Agent, or Firm*—Carr & Ferrell LLP

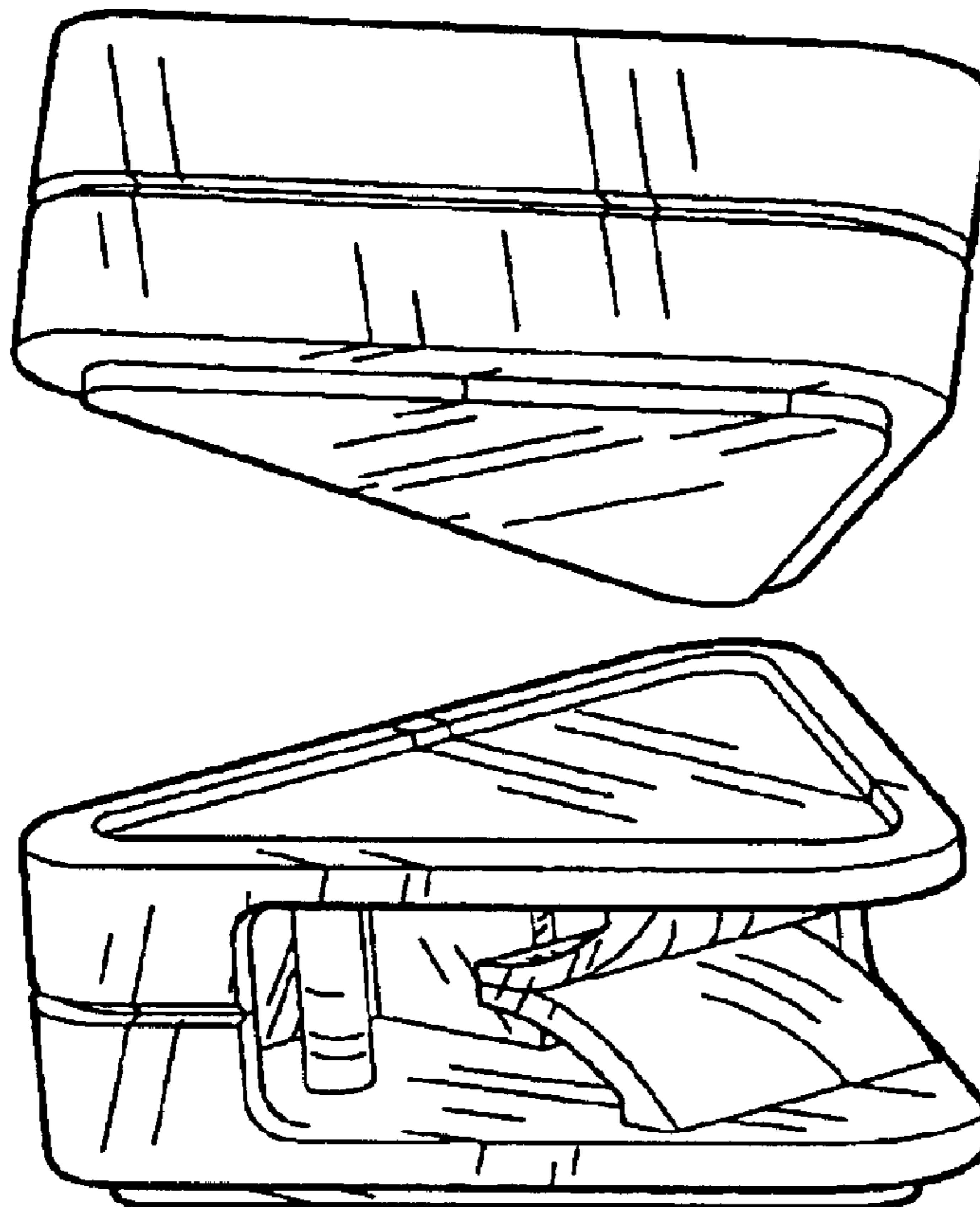
(57) **CLAIM**

The ornamental design for a triangle clip, as shown and described.

DESCRIPTION

FIG. 1 is a perspective view of the triangle clip showing the rear and bottom sides of our new design;
FIG. 2 is a perspective view of the triangle clip showing the front, top, and left sides of our new design;
FIG. 3 is a right side view of the triangle clip of FIG. 1;
FIG. 4 is a top view of the triangle clip of FIG. 1;
FIG. 5 is a front view of the triangle clip of FIG. 1;
FIG. 6 is a rear view of the triangle clip of FIG. 1;
FIG. 7 is a bottom view of the triangle clip of FIG. 1; and,
FIG. 8 is a left side view of the triangle clip of FIG. 1.

1 Claim, 3 Drawing Sheets






Fig. 1

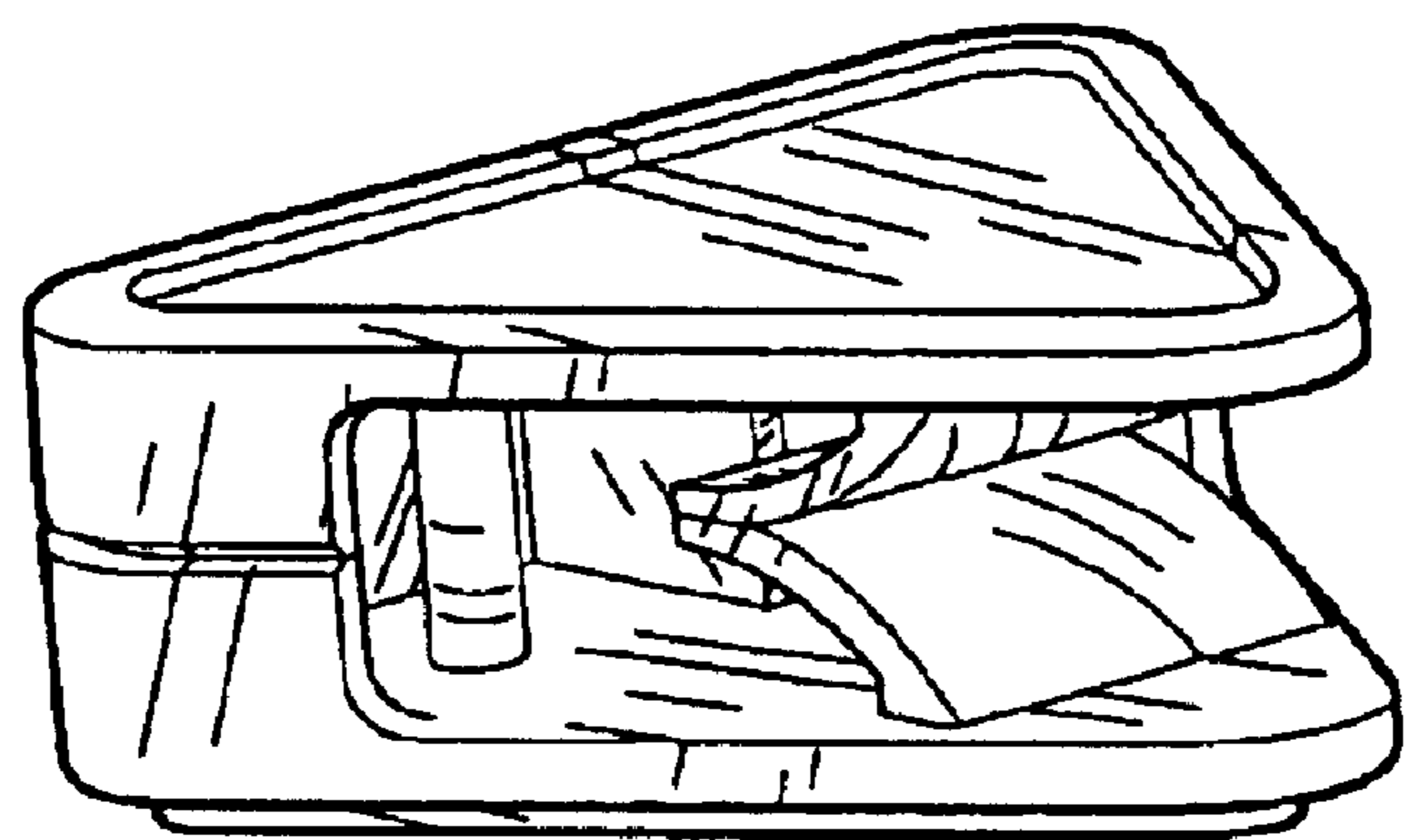


Fig. 2

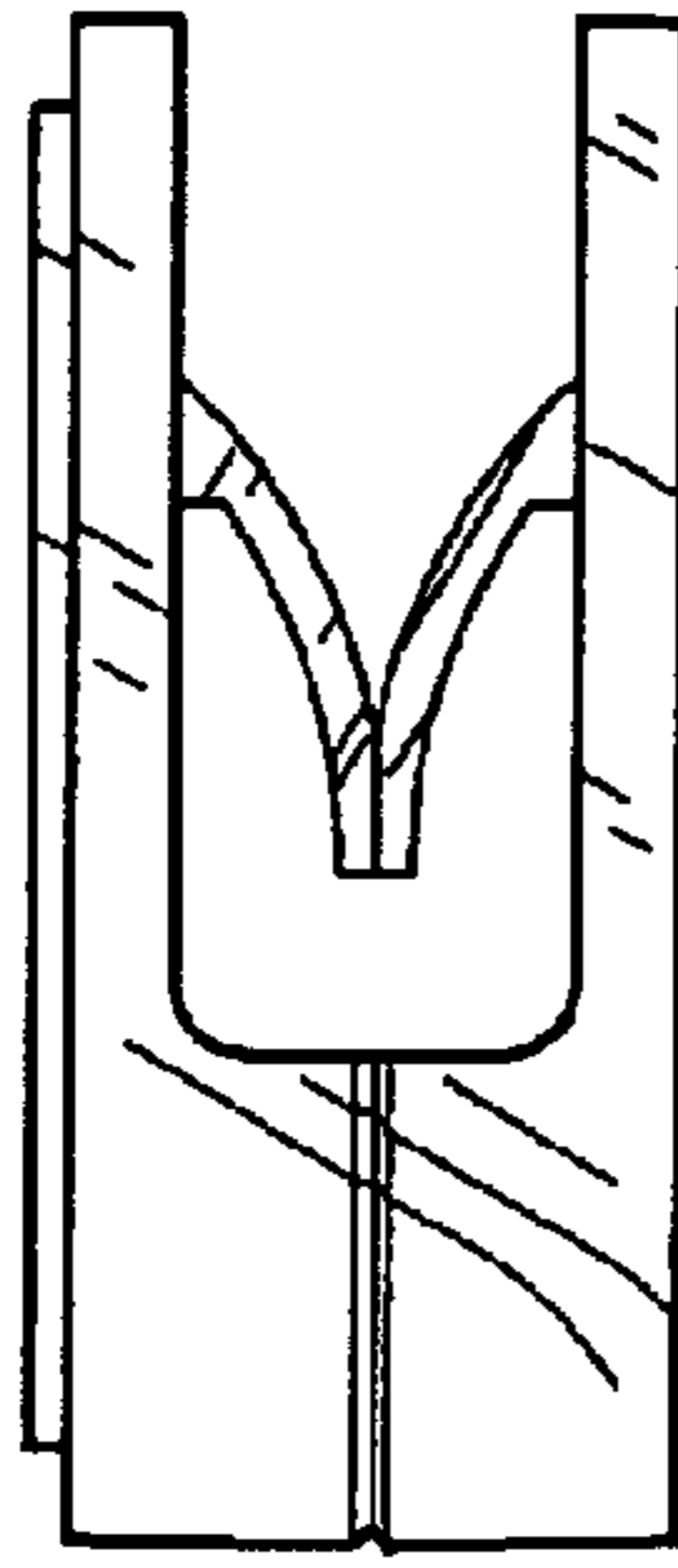


Fig.3




Fig.4

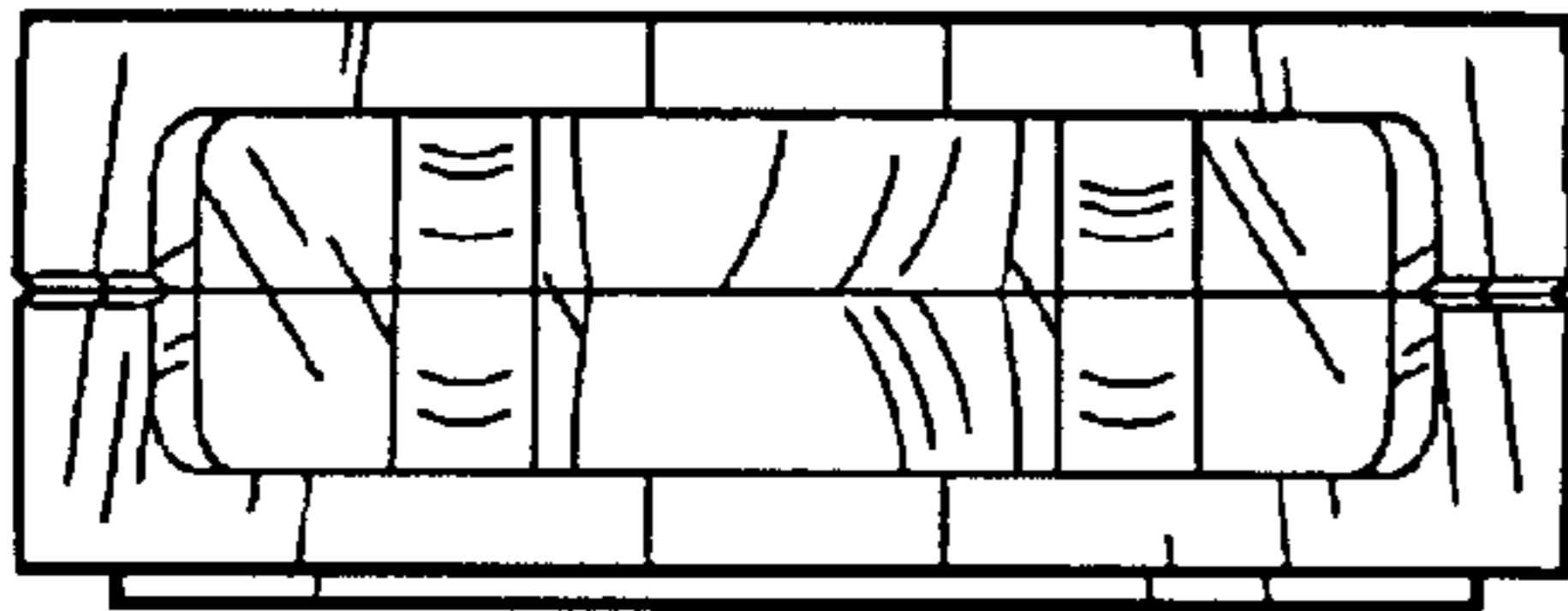


Fig.5




Fig.6




Fig. 7

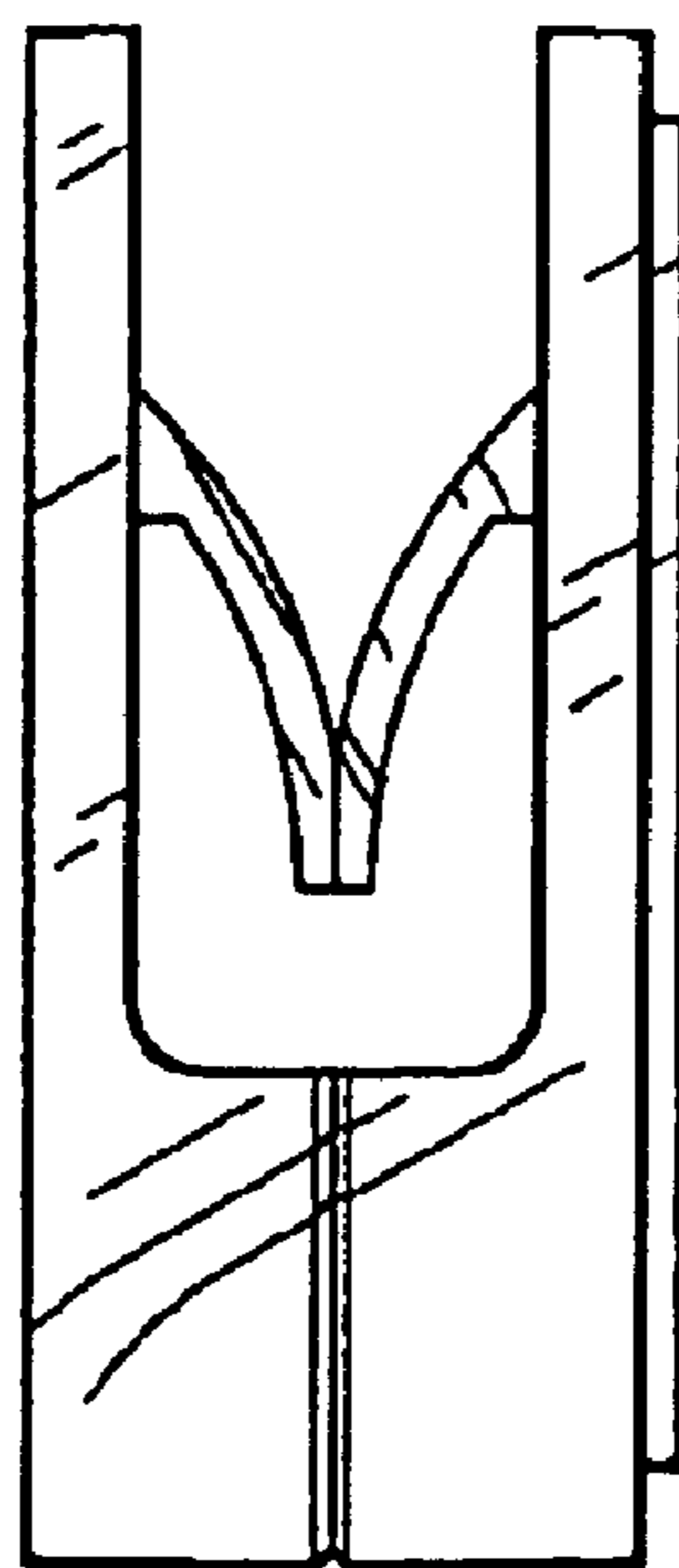


Fig. 8