



US00D492717S1

(12) **United States Design Patent**
Cohen

(10) **Patent No.:** **US D492,717 S**

(45) **Date of Patent:** **** Jul. 6, 2004**

(54) **MARACA**

D459,750 S * 7/2002 Cohen D17/22
D463,482 S * 9/2002 Cohen D17/22

(76) **Inventor:** **Wayne Cohen**, 44 Convent Rd., Silom,
Bangrak, Bangkok (TH), 10500

(**) **Term:** **14 Years**

(21) **Appl. No.:** **29/175,521**

(22) **Filed:** **Feb. 6, 2003**

(51) **LOC (7) Cl.** **17-04**

(52) **U.S. Cl.** **D17/22**

(58) **Field of Search** D17/22, 99; D21/405-406;
84/402; 446/419, 421

(56) **References Cited**

U.S. PATENT DOCUMENTS

D387,816 S	*	12/1997	Krull	D21/406
D397,165 S	*	8/1998	Lun	D21/406
5,808,215 A		9/1998	Kralik et al.	84/402
6,288,314 B1		9/2001	Cohen et al.	84/492
D449,332 S	*	10/2001	Cohen	D17/22
6,365,810 B1	*	4/2002	Enhoffer et al.	84/402
D459,382 S	*	6/2002	Cohen	D17/22
D459,749 S	*	7/2002	Cohen	D17/22

OTHER PUBLICATIONS

Pocket Percussion 2002; Bongo Logic, Bangkok, Thailand.

* cited by examiner

Primary Examiner—Ruth McInroy

(74) *Attorney, Agent, or Firm*—Baker Botts LLP

(57) **CLAIM**

The design for a maraca, as shown and described.

DESCRIPTION

FIG. 1 is a side elevation view of a maraca showing my new design, the opposite side being identical;

FIG. 2 is a front elevation view thereof, the rear view being identical;

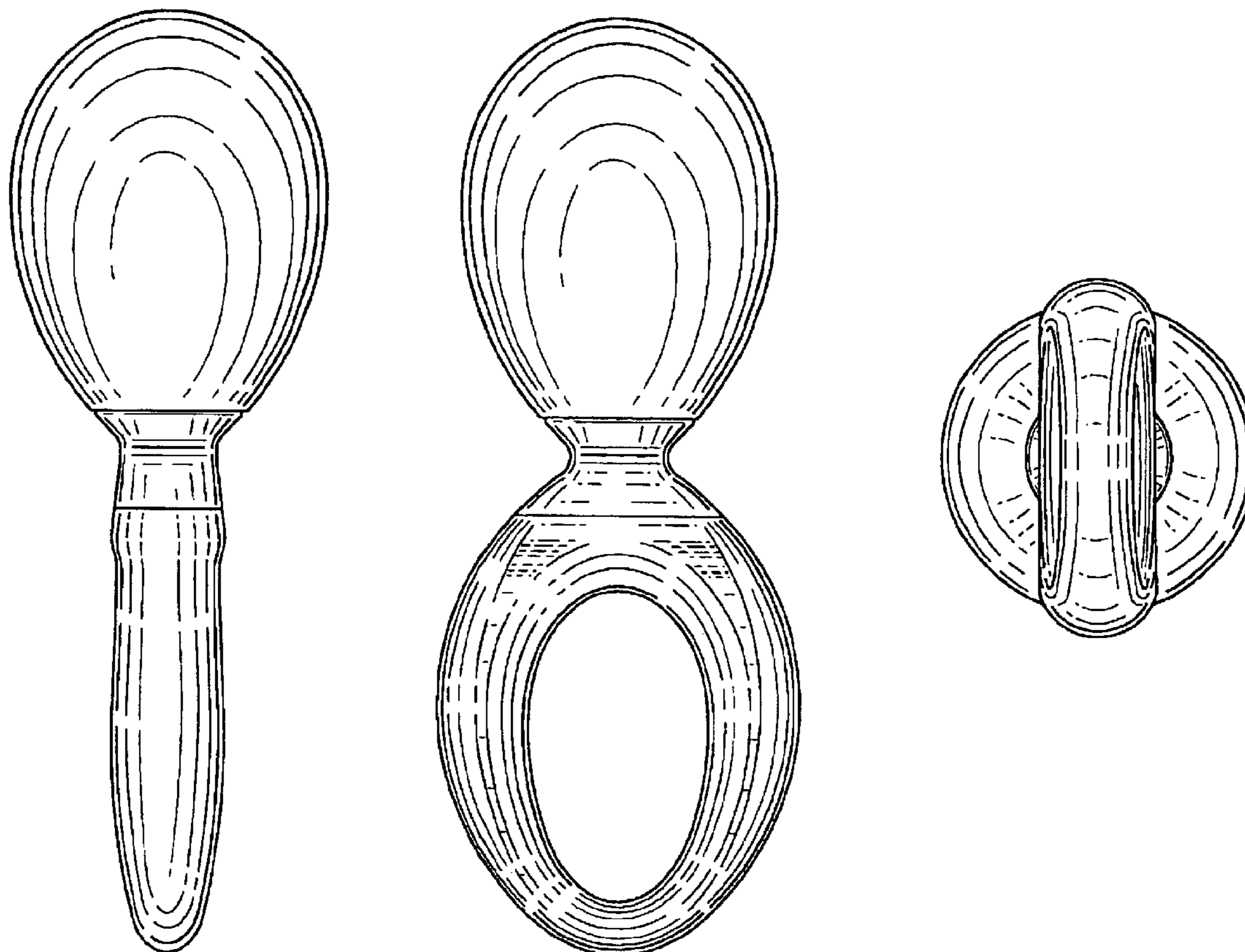
FIG. 3 is a top view thereof;

FIG. 4 is a bottom view thereof; and,

FIG. 5 is a perspective view thereof.

The other side view is the same as FIG. 1. The rear view is the same as the front view.

1 Claim, 2 Drawing Sheets



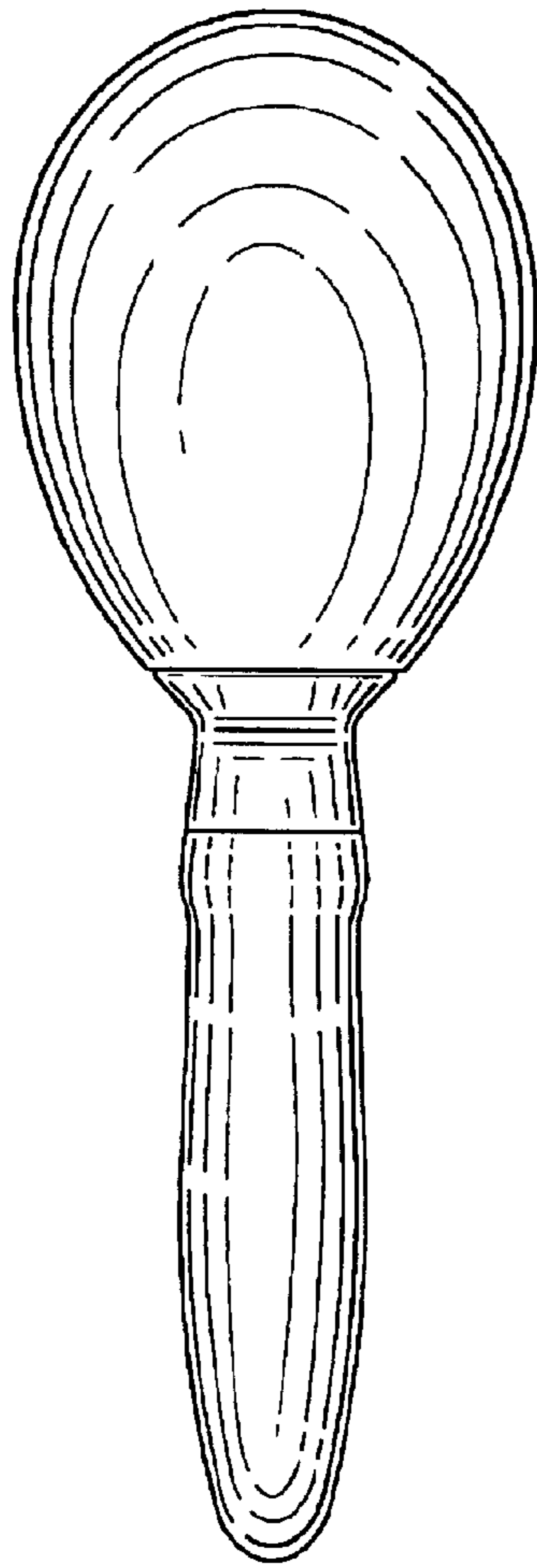


FIG. 1




FIG. 2

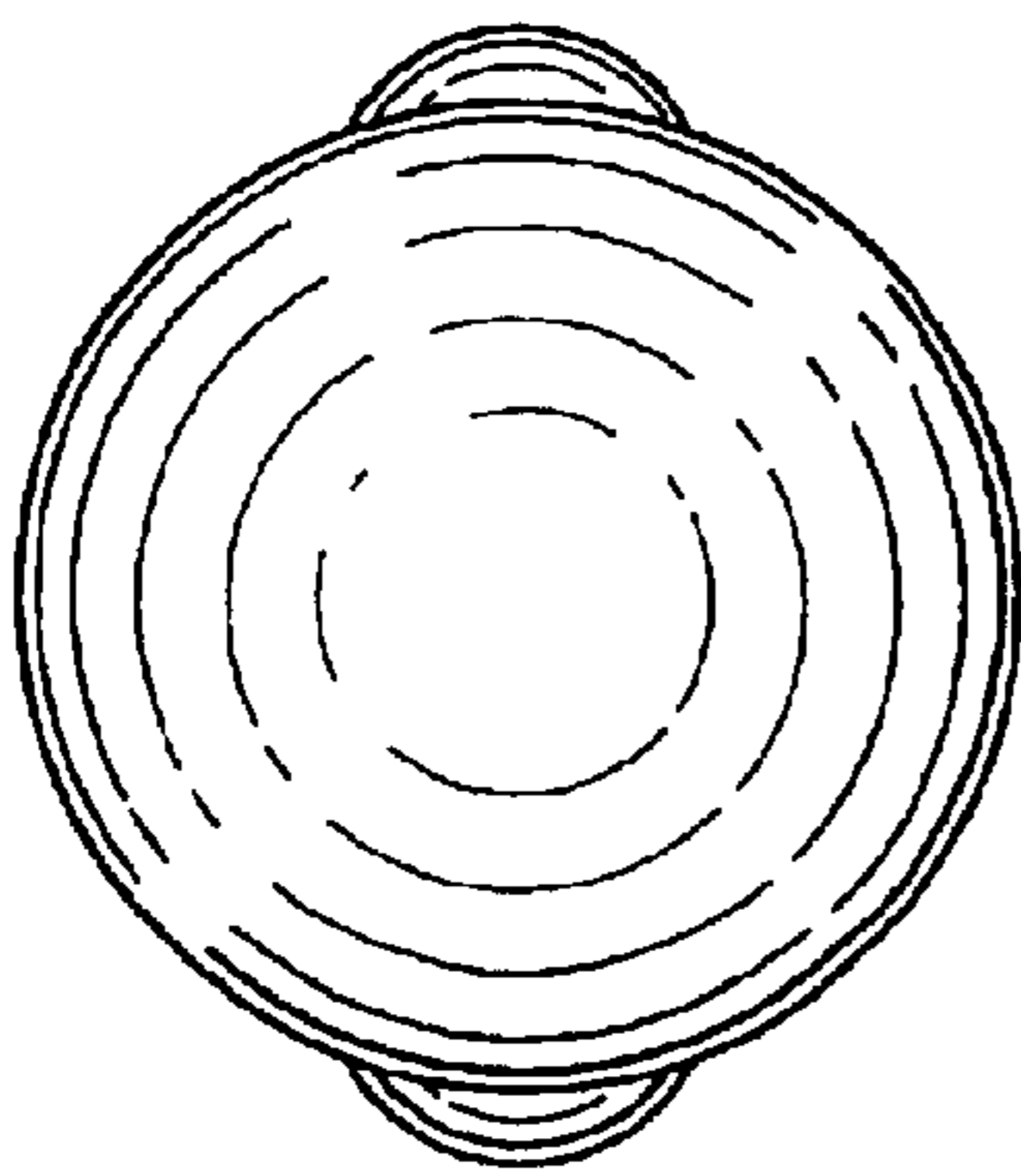


FIG. 3

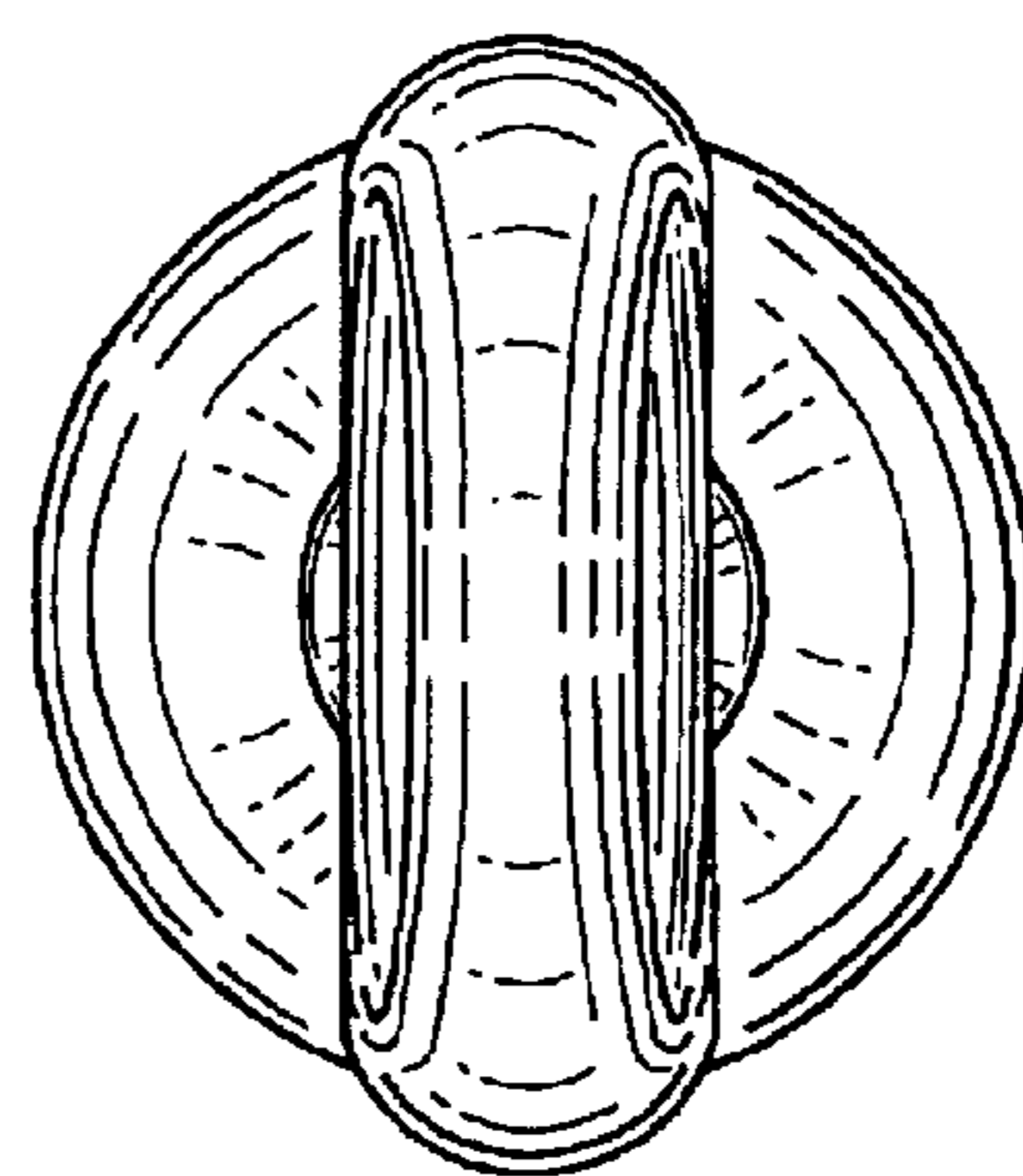


FIG. 4

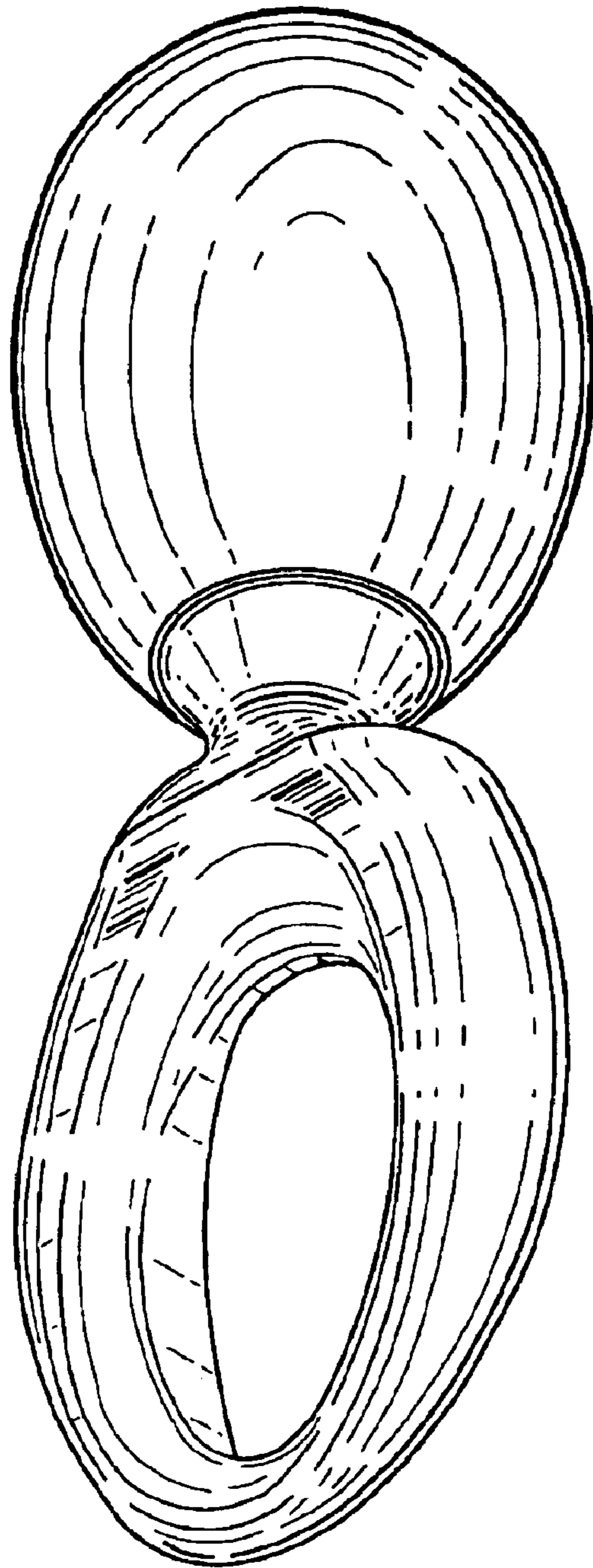


FIG. 5