

US00D492692S1

(12) **United States Design Patent**
Fallon et al.

(10) **Patent No.:** **US D492,692 S**
(45) **Date of Patent:** **** Jul. 6, 2004**

(54) **USER INTERFACE FOR A COMPUTER DISPLAY**

(75) **Inventors:** **Ray Fallon**, Taylor's Hill (IE); **Noel Fegan**, Galway (IE); **Jacqueline Hayes**, Doughiska (IE); **Eddie Grogan**, Castlebar (IE); **David Mathieson**, Headford (IE)

(73) **Assignee:** **American Power Conversion Corporation**, West Kingston, RI (US)

(**) **Term:** **14 Years**

(21) **Appl. No.:** **29/172,538**

(22) **Filed:** **Dec. 13, 2002**

(51) **LOC (7) Cl.** **14-02**

(52) **U.S. Cl.** **D14/486**

(58) **Field of Search** D14/485-95; D18/24-33;
D19/6; D20/11; D21/324-33; 345/700-26,
764-866

(56) **References Cited**

U.S. PATENT DOCUMENTS

D440,575 S * 4/2001 Wang et al.

D445,426 S * 7/2001 Wang et al.
D465,226 S * 11/2002 Friedman
D467,591 S * 12/2002 Friedman
D469,106 S * 1/2003 Friedman
D474,195 S * 5/2003 Kates et al.

* cited by examiner

Primary Examiner—M. H. Tung

(74) *Attorney, Agent, or Firm*—Brett N. Dorny, Esq.;
Mintz, Levin, Cohn, Ferris, Glovsky and Popeo, P.C.


(57) **CLAIM**

The ornamental design for a user interface for a computer display, as shown and described.

DESCRIPTION

FIG. 1 is a front view of a user interface for a computer display showing a first embodiment of our new design; and, FIG. 2 is a front view of a user interface for a computer display showing a second embodiment of our new design. The broken lines showing of a computer display is for illustrative purposes only and forms no part of the claimed design.

1 Claim, 1 Drawing Sheet






FIG. 1




FIG. 2