

US00D492684S1

(12) **United States Design Patent** (10) **Patent No.:** **US D492,684 S**
Ozolins et al. (45) **Date of Patent:** **** Jul. 6, 2004**

(54) **BEZEL-LESS FLAT PANEL DISPLAY**
(75) Inventors: **Helmars E. Ozolins**, Orient, NY (US);
Masamichi Udagawa, New York, NY
(US); **Alfonso Castagna**, Etobicoke
(CA); **Christopher J. H. Stewart**,
Toronto (CA); **Alexander Chong**,
Thornhill (CA); **Sigrid G. Moeslinger**,
New York, NY (US)

D395,041 S 6/1998 Leveridge et al.
D395,298 S 6/1998 Rosen
D404,026 S 1/1999 Hasegawa
5,904,328 A 5/1999 Leveridge et al.

(List continued on next page.)

FOREIGN PATENT DOCUMENTS

JP 3-291722 12/1991
JP 10-55165 2/1998
JP 11-271730 10/1999

OTHER PUBLICATIONS

SMARTGLAS Mounting Options, <http://www.pixelvision.com/sgmount.htm>, dated Sep. 8, 1998, pp. 1-4.
SMARTGLAS System Components, <http://www.pixelvision.com/sgcomp.htm>, dated Sep. 8, 1998, pp. 1-3.
Bloomberg LP, "The BLOOMBERG® Flat Panel," brochure, Copyright 2000, 4 pages.

(List continued on next page.)

(73) Assignee: **Bloomberg LP**, New York, NY (US)
(*) Notice: This patent is subject to a terminal disclaimer.
(**) Term: **14 Years**
(21) Appl. No.: **29/171,697**
(22) Filed: **Nov. 27, 2002**

Related U.S. Application Data

(63) Continuation-in-part of application No. 29/166,842, filed on Sep. 3, 2002.
(51) **LOC (7) Cl.** **14-02**
(52) **U.S. Cl.** **D14/374**
(58) **Field of Search** D14/371-375,
D14/125-129; 248/917-924; 345/104, 156,
168, 173, 87; 348/180, 184, 325, 739; 341/12;
349/1, 2, 11, 62; 340/815.52

Primary Examiner—Freda S. Nunn

(74) *Attorney, Agent, or Firm*—Brown Raysman Millstein Felder & Steiner

(57) **CLAIM**

We claim the ornamental design for a bezel-less flat panel display, as shown and described.

DESCRIPTION

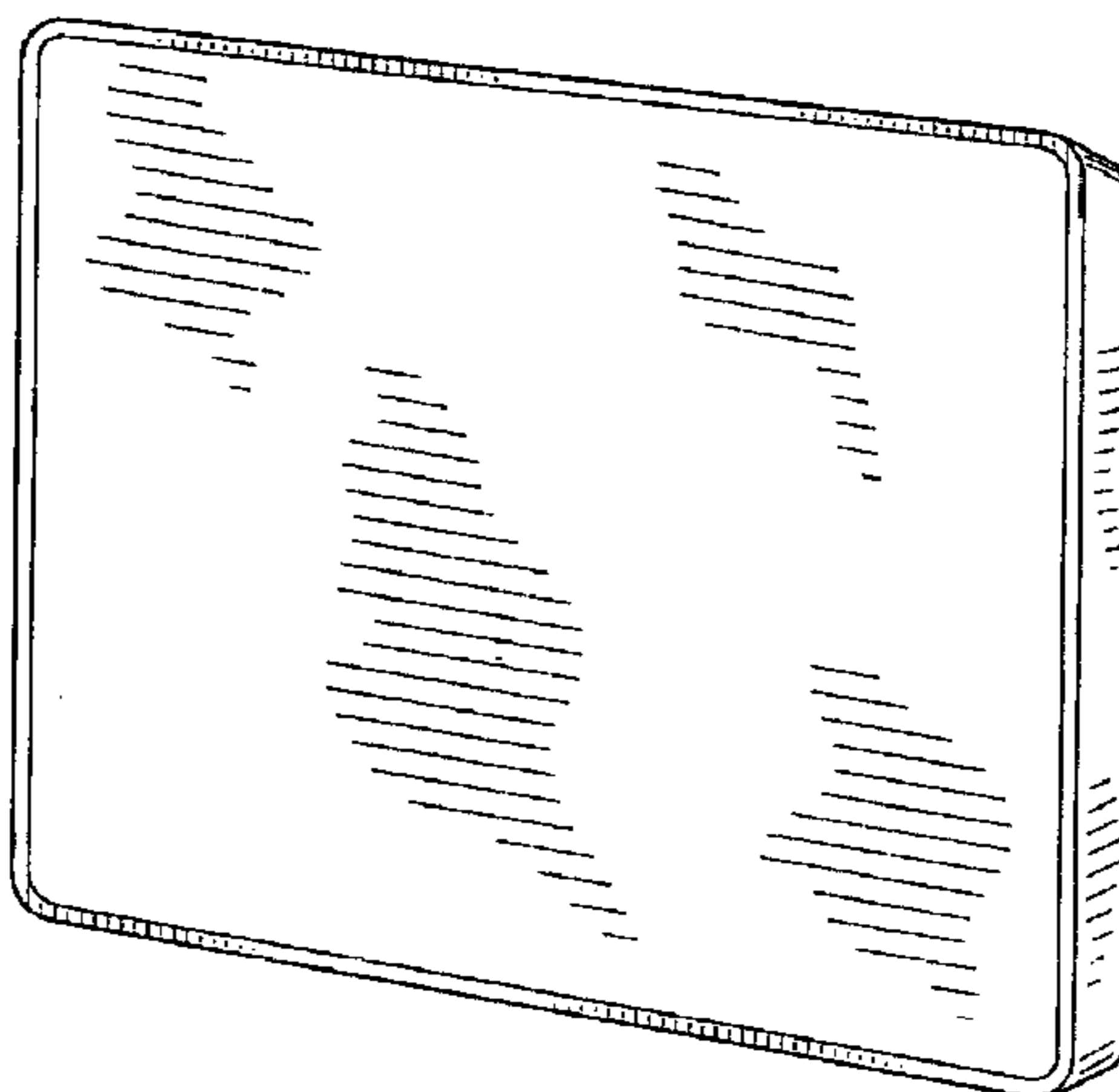
FIG. 1 is a front perspective view of our design for a bezel-less flat panel display.
FIG. 2 is a rear perspective view thereof.
FIG. 3 is a front elevation thereof.
FIG. 4 is a rear elevation thereof.
FIG. 5 is a right side view thereof. The left and right sides of our design are mirror images of each other.
FIG. 6 is a top view thereof; and,
FIG. 7 is a bottom view thereof.
The broken lines are shown in the views for illustrative purposes only and form no part of the claimed design.

(56) **References Cited**

U.S. PATENT DOCUMENTS

D278,820 S 5/1985 Woodhall
D305,646 S 1/1990 Kato et al.
D305,647 S 1/1990 Kato et al.
5,076,524 A 12/1991 Reh et al.
5,122,941 A 6/1992 Gross et al.
5,224,861 A 7/1993 Glass et al.
D340,235 S 10/1993 Robak et al.
D363,476 S * 10/1995 Oyama et al. D14/374
5,673,170 A 9/1997 Register
5,687,939 A 11/1997 Moscovitch

1 Claim, 3 Drawing Sheets



US D492,684 S

Page 2

U.S. PATENT DOCUMENTS

5,918,841 A 7/1999 Sweere et al.
5,949,643 A 9/1999 Batio
6,015,120 A 1/2000 Sweere et al.
6,019,332 A 2/2000 Sweere et al.
D422,575 S * 4/2000 Tikhonski et al. D14/374
D425,036 S 5/2000 Copus et al.
6,061,104 A 5/2000 Evanicky et al.
6,094,340 A 7/2000 Min
RE36,978 E 12/2000 Moscovitch
6,189,842 B1 2/2001 Bergeron Gull et al.
6,212,068 B1 4/2001 Rooyakkers et al.
6,216,989 B1 4/2001 Shioya et al.
6,233,138 B1 5/2001 Osgood
6,265,986 B1 * 7/2001 Oka et al. 340/815.52
6,276,655 B1 8/2001 Byoun
6,343,006 B1 1/2002 Moscovitch et al.
D458,257 S 6/2002 Rosen et al.

D458,603 S 6/2002 Lee
D458,604 S 6/2002 Ma et al.
D458,927 S 6/2002 Wang et al.
6,449,143 B2 9/2002 Rooyakkers et al.
6,575,419 B1 6/2003 Masuda et al.
2002/0011544 A1 1/2002 Bosson
2002/0020792 A1 2/2002 Lee
2002/0130981 A1 9/2002 Ma et al.
2002/0149906 A1 10/2002 Ichimura

OTHER PUBLICATIONS

NexTag, "Peerless Industries Peerless Jumbo 2000 Wall Mount—JMW2650/FOR 25–27 Inch MONITORS/Adjustable Tilt UP TO 30 DEGREES/Black Fused Epoxy Finish—Compare Prices," Copyright 1999–2000, 5 pages.

* cited by examiner

FIG. 1

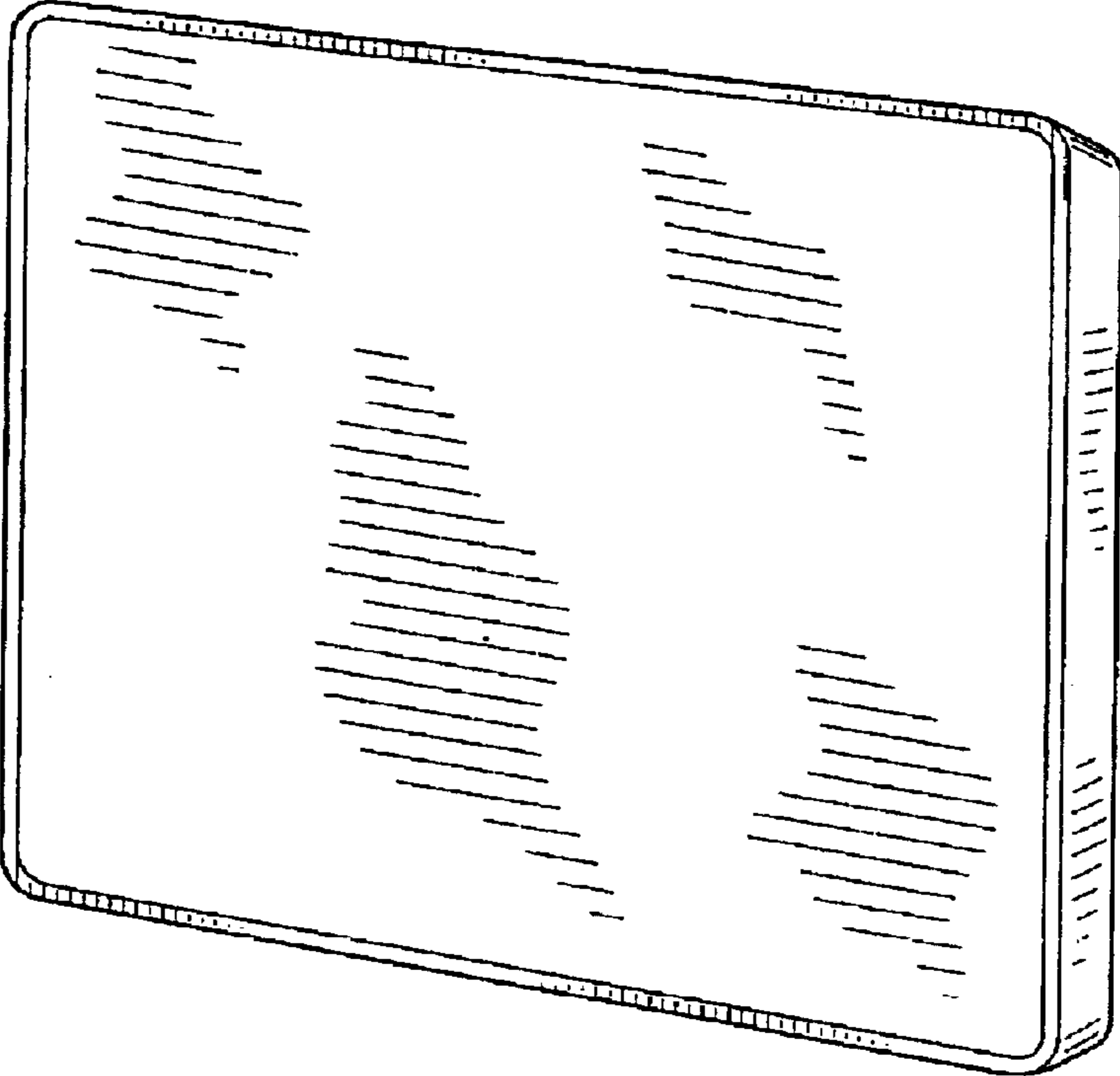


FIG. 2




FIG. 3




FIG. 4

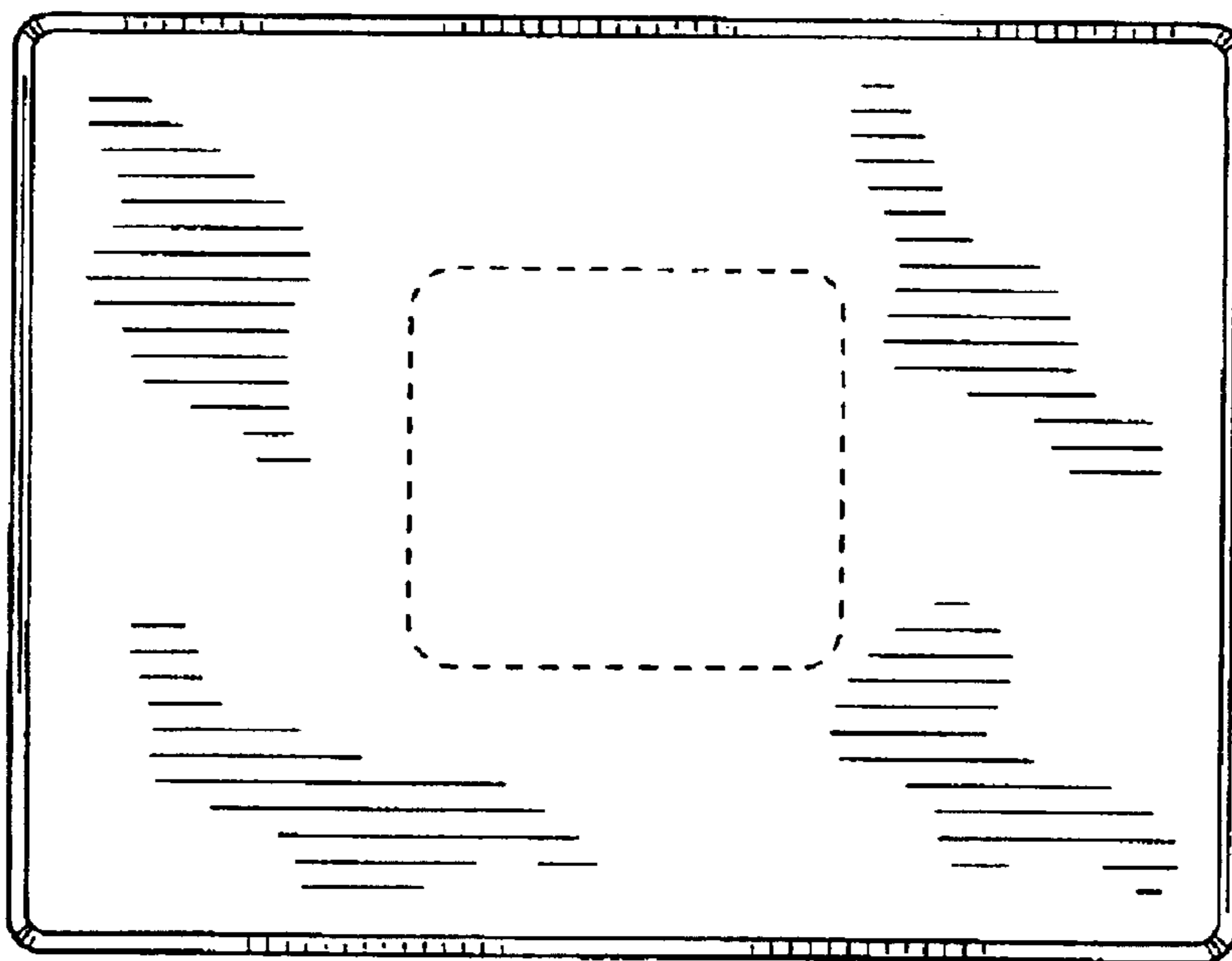


FIG. 5




FIG. 6




FIG. 7

