

US00D492683S1

(12) **United States Design Patent**
Nishio et al.

(10) **Patent No.: US D492,683 S**
(45) **Date of Patent: ** Jul. 6, 2004**

(54) **ATTACHING DEVICE OF RECORDING MEDIUM**

(75) Inventors: **Atsushi Nishio**, Ibaraki-ken (JP);
Takashi Kawasaki, Ibaraki-ken (JP);
Kazuhiro Okazaki, Ibaraki-ken (JP)

(73) Assignee: **Mitsumi Electric Co., Ltd.**, Tokyo (JP)

(**) Term: **14 Years**

(21) Appl. No.: **29/168,607**

(22) Filed: **Oct. 7, 2002**

(30) **Foreign Application Priority Data**

Apr. 8, 2002 (JP) 2002-009284

(51) **LOC (7) Cl.** **14-02**

(52) **U.S. Cl.** **D14/367**

(58) **Field of Search** D14/136, 348,
D14/351, 352, 363, 365, 367, 368, 370;
361/685

(56) **References Cited**

U.S. PATENT DOCUMENTS

- 4,937,771 A * 6/1990 Rumps, Jr. et al. 361/685
- 5,400,216 A * 3/1995 Tsai 361/684
- D360,192 S * 7/1995 Lien D14/100
- 5,684,655 A * 11/1997 Fujimura 360/97.01
- D419,971 S * 2/2000 Ito et al. D14/356
- 6,343,009 B1 * 1/2002 Liu et al. 361/684

- 6,421,311 B1 * 7/2002 Nakazato et al. 369/77.1
- 6,469,889 B1 * 10/2002 Gan 361/685
- 6,567,361 B1 * 5/2003 Ohmori 369/77.1
- 2002/0181380 A1 * 12/2002 Wada et al. 369/77.2
- 2003/0058612 A1 * 3/2003 Liu et al. 361/685

* cited by examiner

Primary Examiner—Joel Sincavage

(74) *Attorney, Agent, or Firm*—Sughrue Mion, PLLC

(57) **CLAIM**

The ornamental design for an attaching device of recording medium, as shown.

DESCRIPTION

FIG. 1 is a perspective view of the top, front and right side of an attaching device of recording medium showing our new design;

FIG. 2 is a perspective view of the bottom, front and left side thereof;

FIG. 3 is a front elevational view thereof;

FIG. 4 is a rear elevational view thereof;

FIG. 5 is a right side elevational view thereof;

FIG. 6 is a left side elevational view thereof;

FIG. 7 is a top plan view thereof; and,

FIG. 8 is a bottom plan view thereof.

The broken lines in FIG. 4 are included for the purpose of illustrating a portion of the attaching device that forms no part of the claimed design.

1 Claim, 6 Drawing Sheets




FIG. 1



FIG. 2



FIG. 3

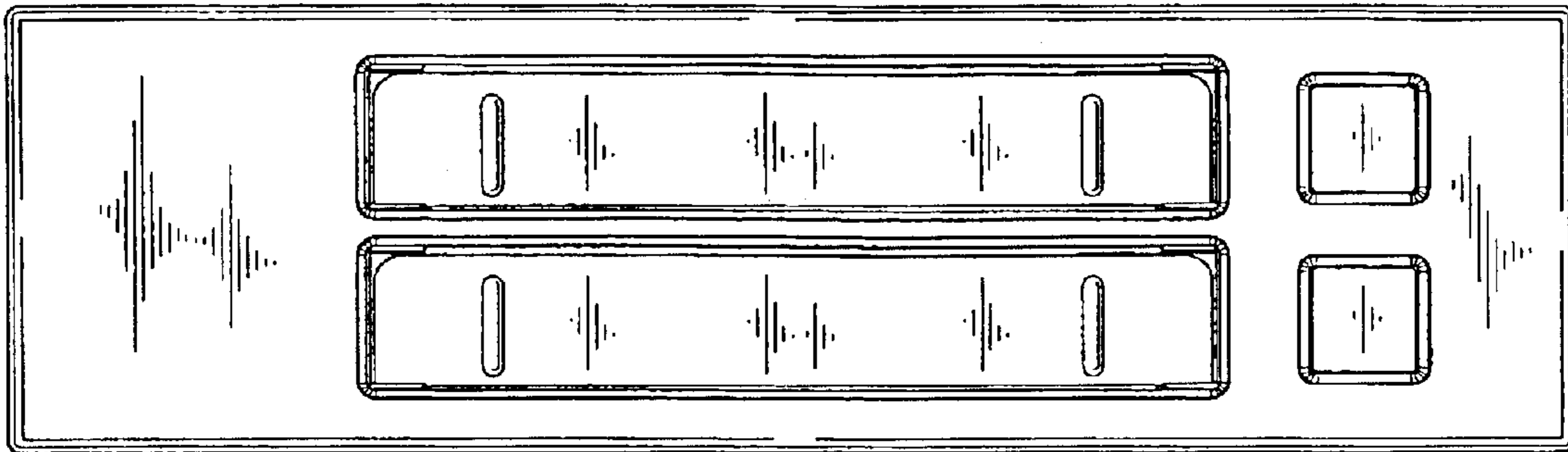


FIG. 4

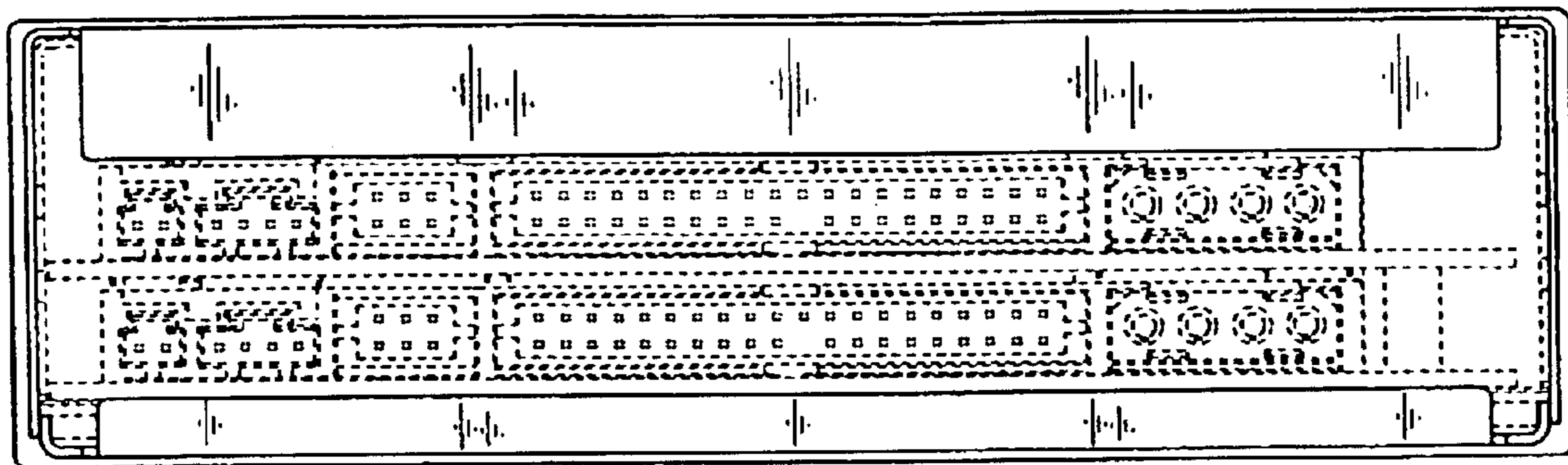


FIG. 5

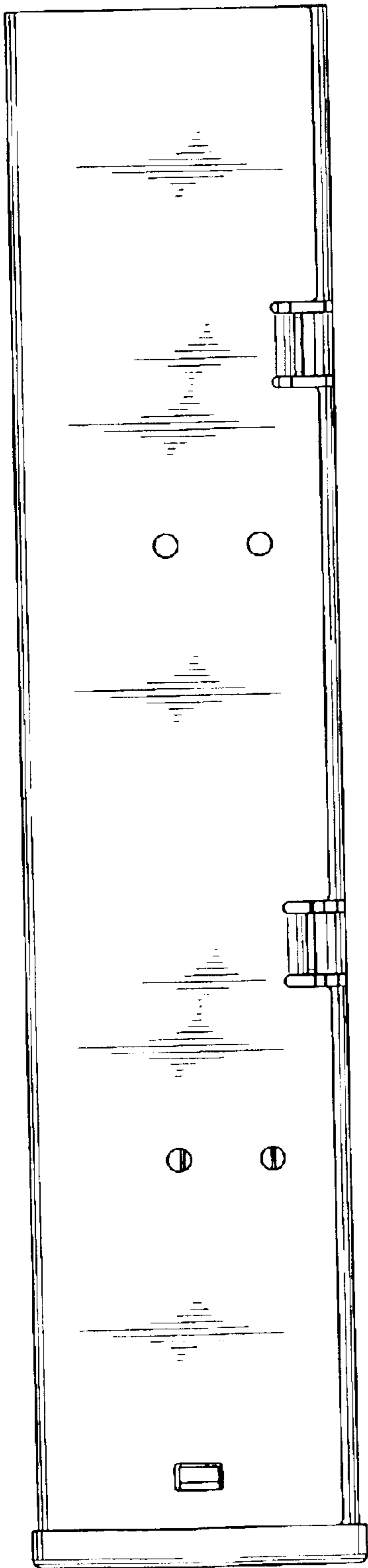


FIG. 6

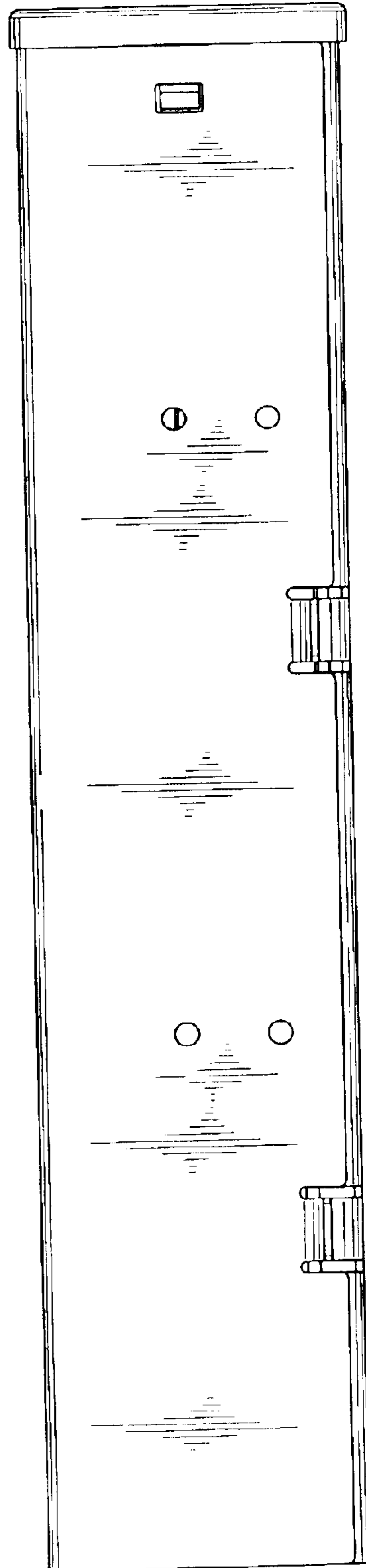


FIG. 7




FIG. 8

