

US00D492678S1

(12) **United States Design Patent**  
**Kim et al.**

(10) **Patent No.: US D492,678 S**

(45) **Date of Patent: \*\* \*Jul. 6, 2004**

(54) **NOTEBOOK PERSONAL COMPUTER**

(75) Inventors: **Myung-joong Kim**, Seoul (KR);  
**Seung-wook Chung**, Seoul (KR);  
**Jeong-hoon Kim**, Seoul (KR)

(73) Assignee: **Samsung Electronics Co., Ltd.** (KR)

(\* ) Notice: This patent is subject to a terminal disclaimer.

(\*\* ) Term: **14 Years**

(21) Appl. No.: **29/147,670**

(22) Filed: **Sep. 4, 2001**

(30) **Foreign Application Priority Data**

Jun. 14, 2001 (KR) ..... 2001-16180

(51) **LOC (7) Cl.** ..... **14-02**

(52) **U.S. Cl.** ..... **D14/327**

(58) **Field of Search** ..... D14/315, 318,  
D14/319, 322, 323, 327; D18/1, 2, 7; 235/145 A,  
145 R; 341/22, 23; 345/104, 156, 168,  
169, 173; 361/680-686; 400/486, 489

(56) **References Cited**

**U.S. PATENT DOCUMENTS**

D384,043 S \* 9/1997 Tamaki ..... D14/318

D427,192 S \* 6/2000 Segawa et al. .... D14/318

6,205,021 B1 \* 3/2001 Klein et al. .... 361/683

D442,580 S \* 5/2001 Wolff et al. .... D14/322

D444,464 S \* 7/2001 Amano et al. .... D14/322

\* cited by examiner

*Primary Examiner*—Freda Nunn

(74) *Attorney, Agent, or Firm*—Irving Keschner

(57) **CLAIM**

The ornamental design for notebook personal computer, as shown and described.

**DESCRIPTION**

FIG. 1 is a perspective view of the ornamental design of the present invention in the closed position;

FIG. 2 is a front view of the ornamental design of the present invention;

FIG. 3 is a rear view of the ornamental design of the present invention;

FIG. 4 is a left side view of the ornamental design of the present invention;


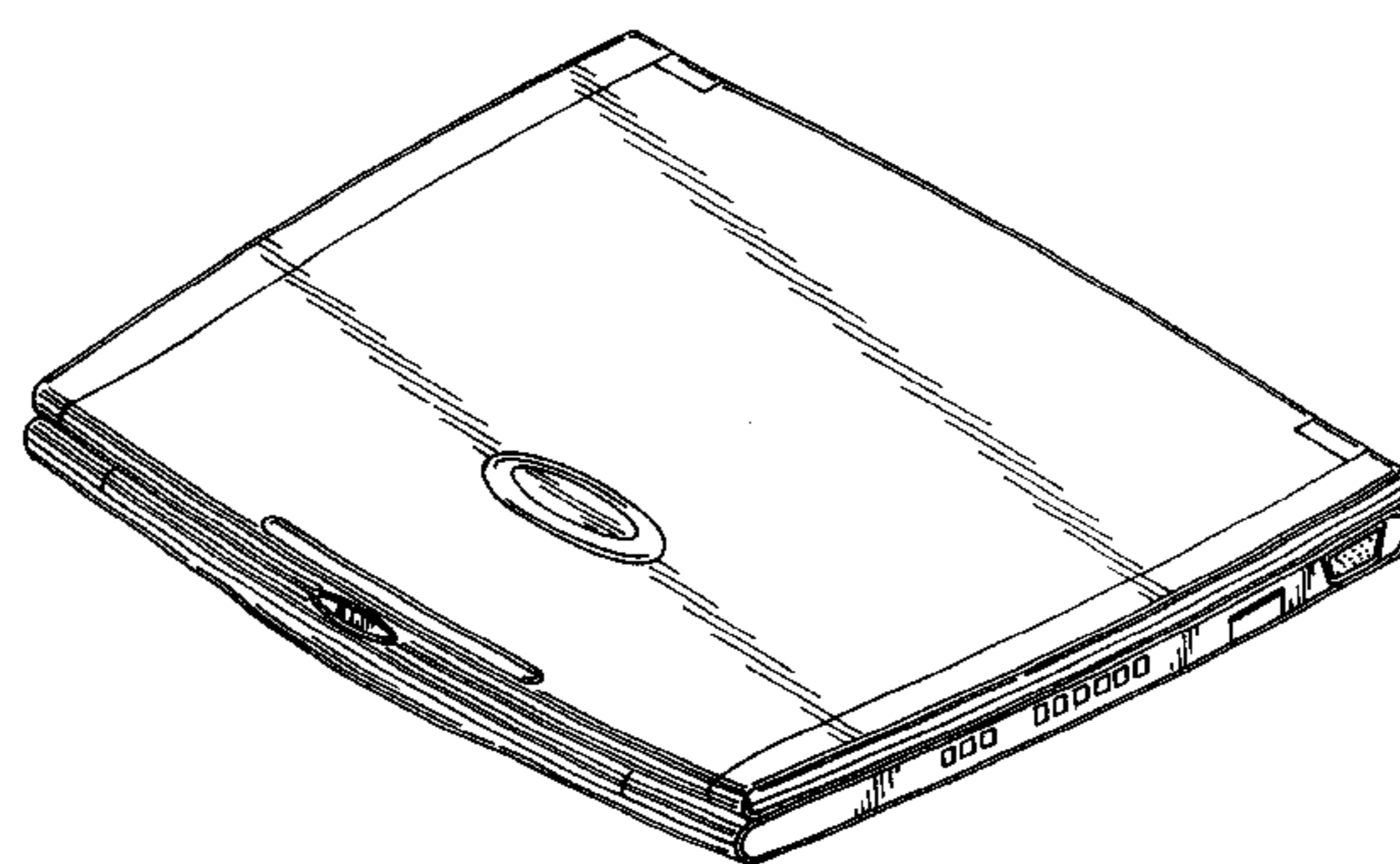
FIG. 5 is a right side view of the ornamental design of the present invention;

FIG. 6 is a top plan view of the ornamental design of the present invention;

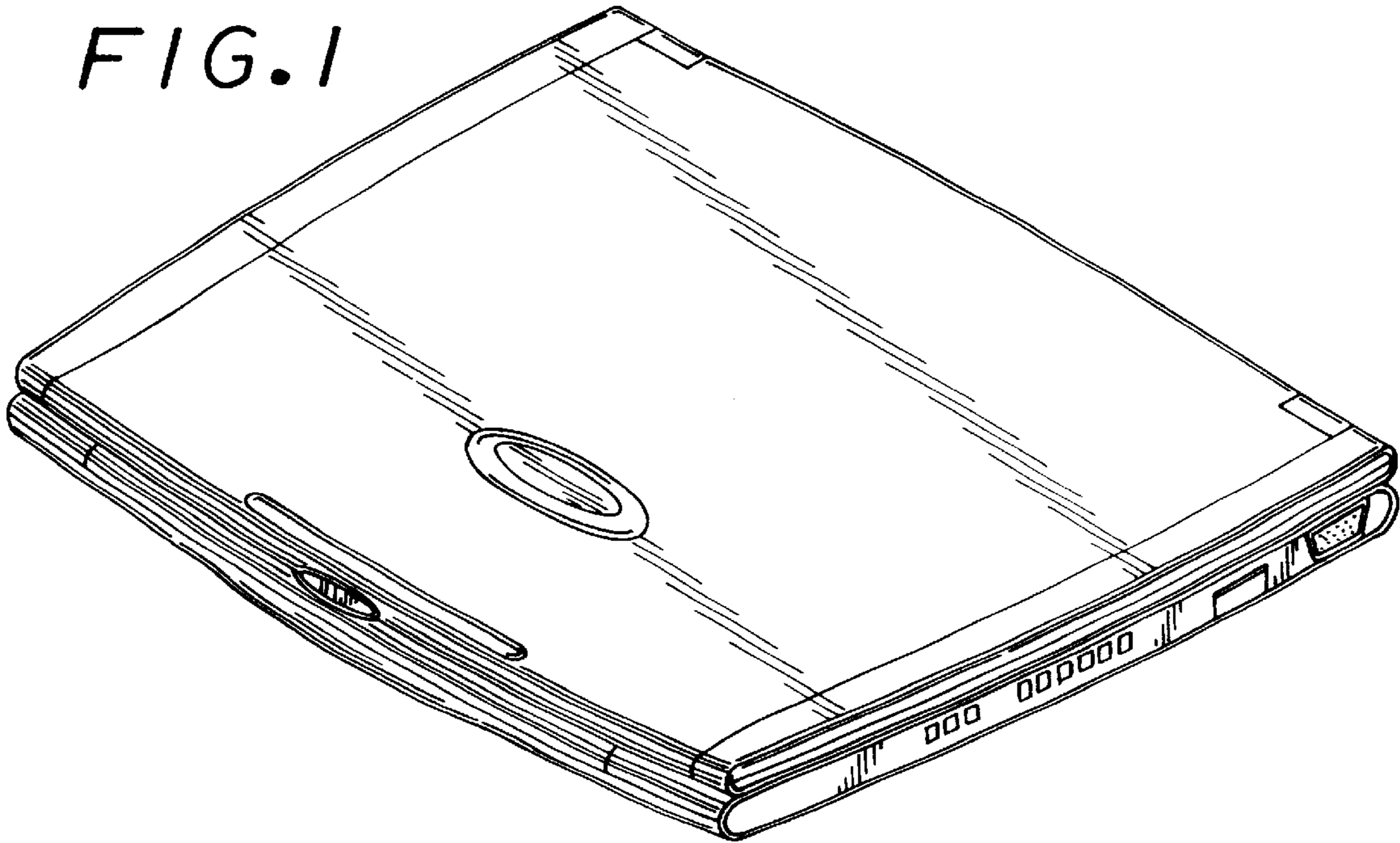
FIG. 7 is a bottom view of the ornamental design of the present invention; and,

FIG. 8 is a view illustrating the ornamental design of the present invention in the open position.

**1 Claim, 3 Drawing Sheets**



*FIG. 1*



*FIG. 2*



*FIG. 3*




FIG. 4




FIG. 5




FIG. 6

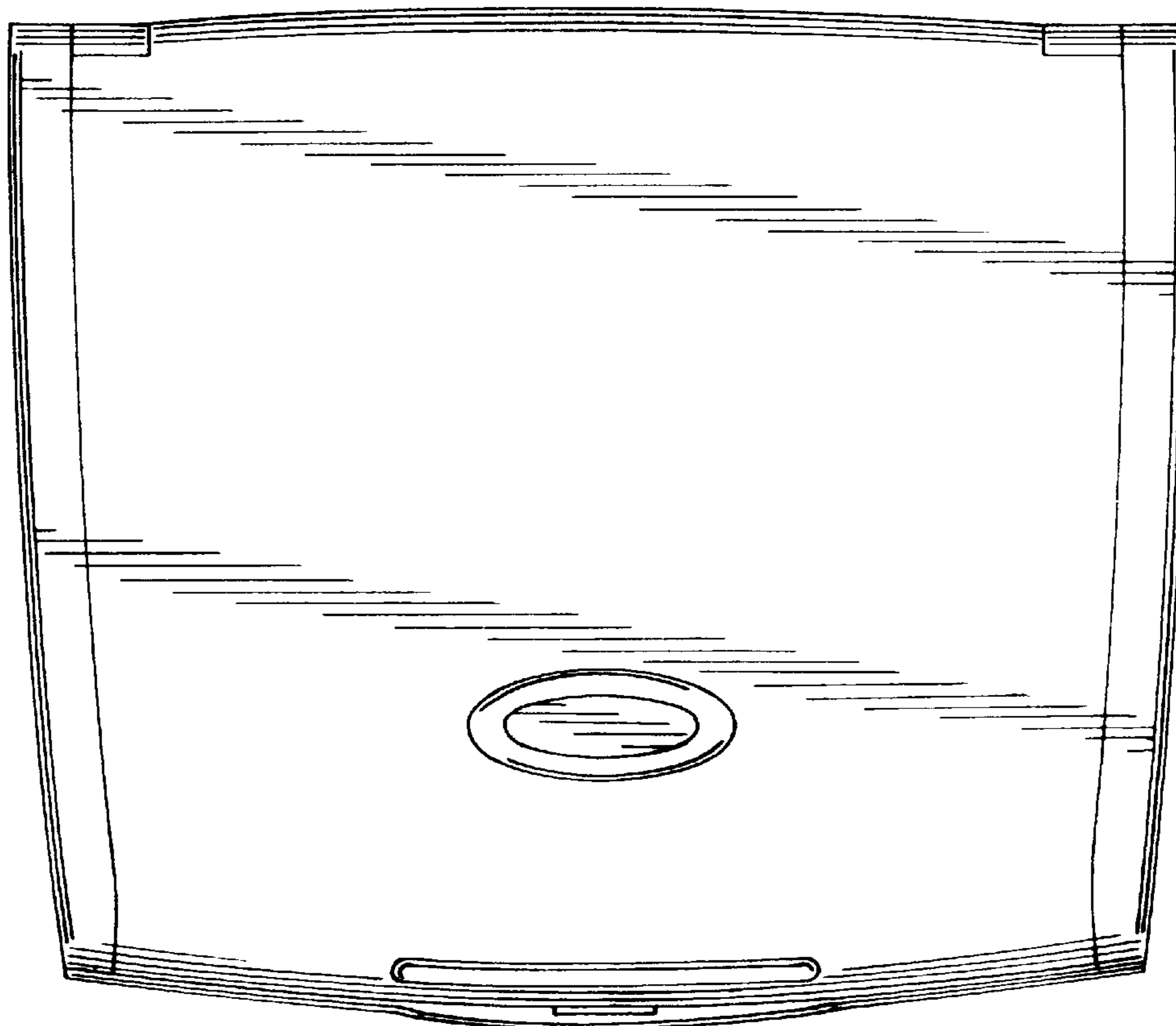


FIG. 7

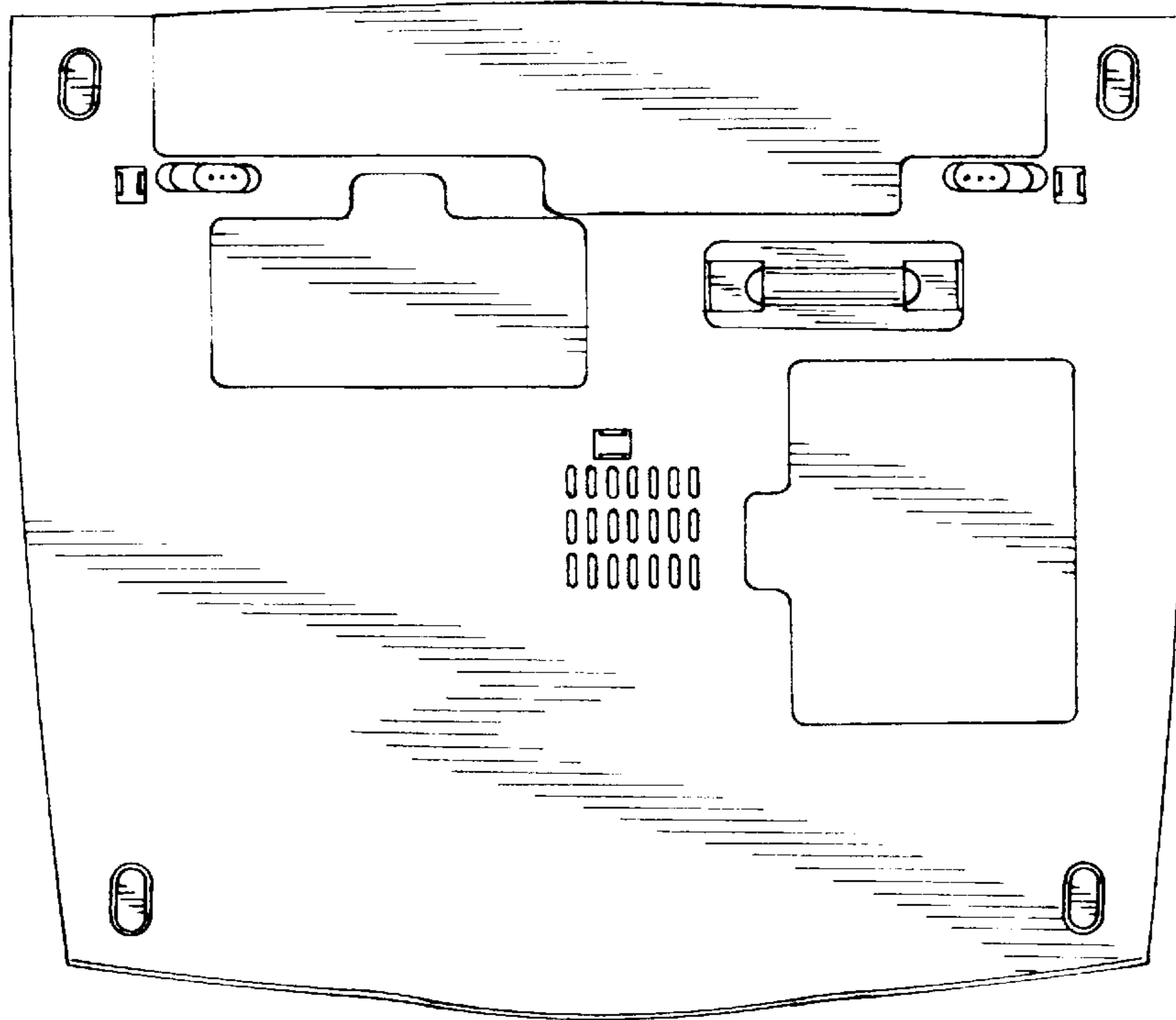


FIG. 8

