

US00D492656S1

(12) **United States Design Patent** (10) **Patent No.:** **US D492,656 S**  
**Lee** (45) **Date of Patent:** **\*\* Jul. 6, 2004**

(54) **CELLULAR PHONE**  
(75) **Inventor:** **Jung Gyoo Lee, Seoul (KR)**  
(73) **Assignee:** **LG Electronics Inc., Seoul (KR)**  
(\*\*) **Term:** **14 Years**  
(21) **Appl. No.:** **29/171,246**  
(22) **Filed:** **Nov. 20, 2002**

(30) **Foreign Application Priority Data**

Jul. 26, 2002 (KR) ..... 2002-21583

(51) **LOC (7) Cl.** ..... **14-03**  
(52) **U.S. Cl.** ..... **D14/138**  
(58) **Field of Search** ..... D14/137, 138,  
D14/218, 147-148, 247-248, 144, 341-347;  
379/433.01-433.13, 419, 434, 428.01-428.04,  
420.01-420.04, 440; 455/550.1-90.3; D21/517

(56) **References Cited**

**U.S. PATENT DOCUMENTS**

6,230,028 B1 \* 5/2001 Shirakawa ..... 455/566  
D443,865 S \* 6/2001 Kim ..... D14/138  
D445,412 S \* 7/2001 Lee et al. .... D14/138  
D447,128 S \* 8/2001 Lee et al. .... D14/138  
D450,672 S \* 11/2001 Arbisi et al. .... D14/138  
D452,968 S \* 1/2002 Evers et al. .... D14/345  
D458,594 S \* 6/2002 Jang ..... D14/138  
D462,064 S \* 8/2002 Kim ..... D14/138  
D465,466 S \* 11/2002 Hyun ..... D14/138  
D468,282 S \* 1/2003 Chen ..... D14/138

D468,283 S \* 1/2003 Hong et al. .... D14/138  
D469,070 S \* 1/2003 Lee ..... D14/138  
D475,688 S \* 6/2003 Pierce et al. .... D14/138  
D476,968 S \* 7/2003 Yokoyama ..... D14/138  
D477,295 S \* 7/2003 Chung ..... D14/138  
D477,296 S \* 7/2003 Minamide ..... D14/138  
2002/0146989 A1 \* 10/2002 Moriki ..... 455/550.1  
2003/0083023 A1 \* 5/2003 Chang et al. .... 455/90.1  
2003/0096582 A1 \* 5/2003 Kim ..... 455/90.1

**FOREIGN PATENT DOCUMENTS**

GB 2 343 324 A \* 5/2002  
JP 1153260 S \* 9/2002

\* cited by examiner

*Primary Examiner*—Jeffrey Asch

(74) *Attorney, Agent, or Firm*—Birch, Stewart, Kolasch & Birch, LLP

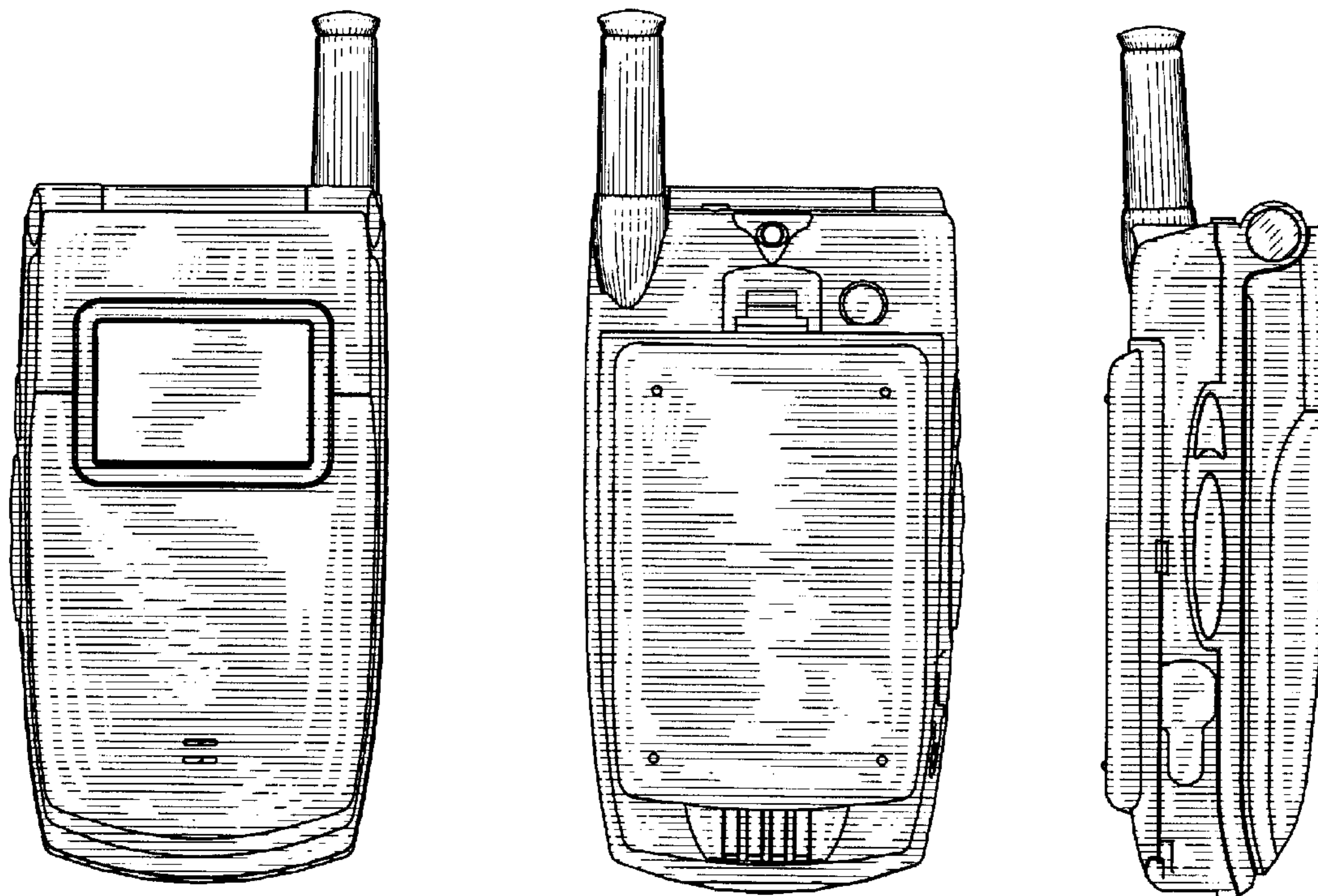
(57) **CLAIM**

The ornamental design for a cellular phone, as shown and described.

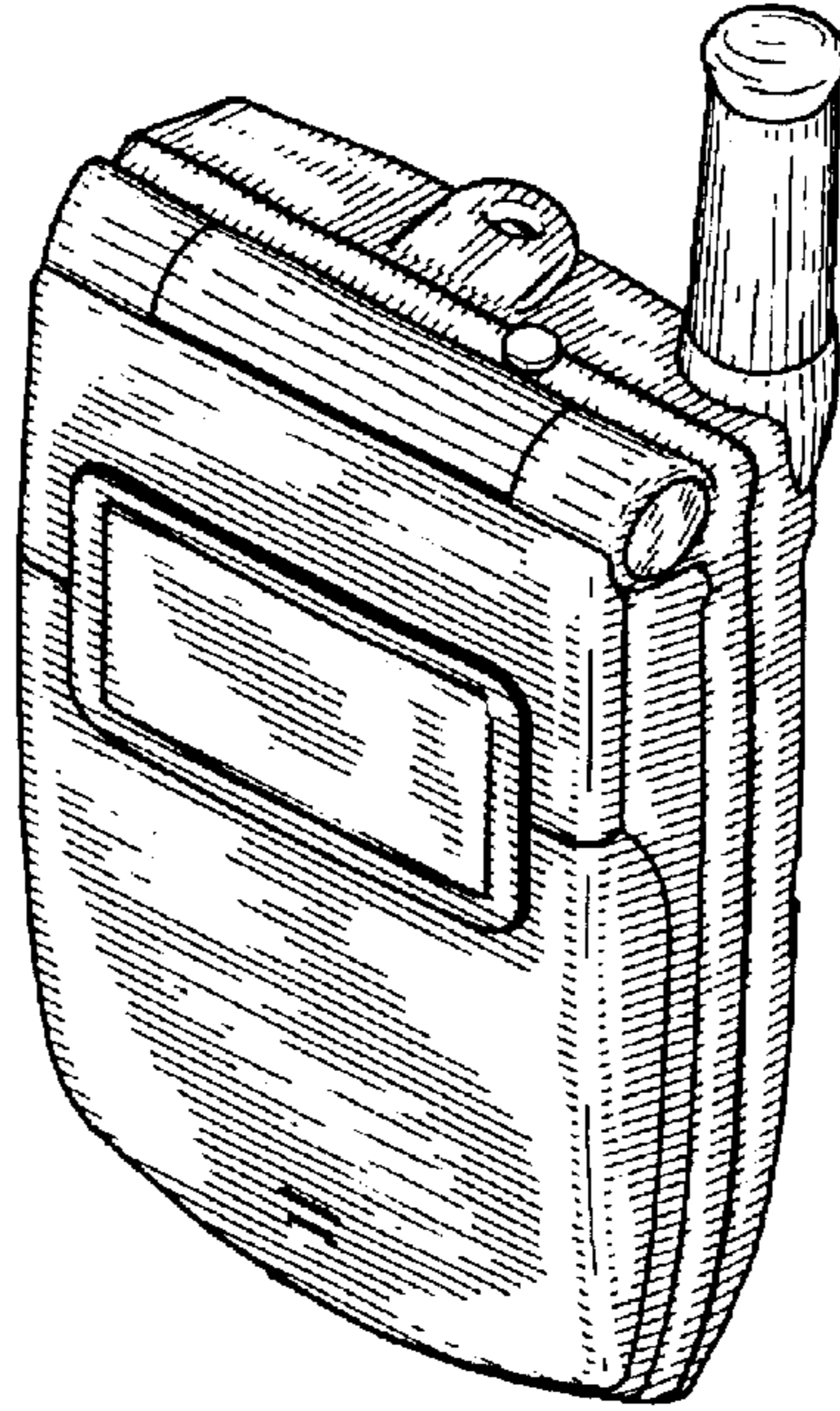
**DESCRIPTION**

FIG. 1 is a perspective view of the cellular phone showing my new design;  
FIG. 2 is a front view thereof;  
FIG. 3 is a rear view thereof;  
FIG. 4 is a left side view thereof;  
FIG. 5 is a right side view thereof;  
FIG. 6 is a top view thereof; and,  
FIG. 7 is a bottom view thereof.


**1 Claim, 2 Drawing Sheets**



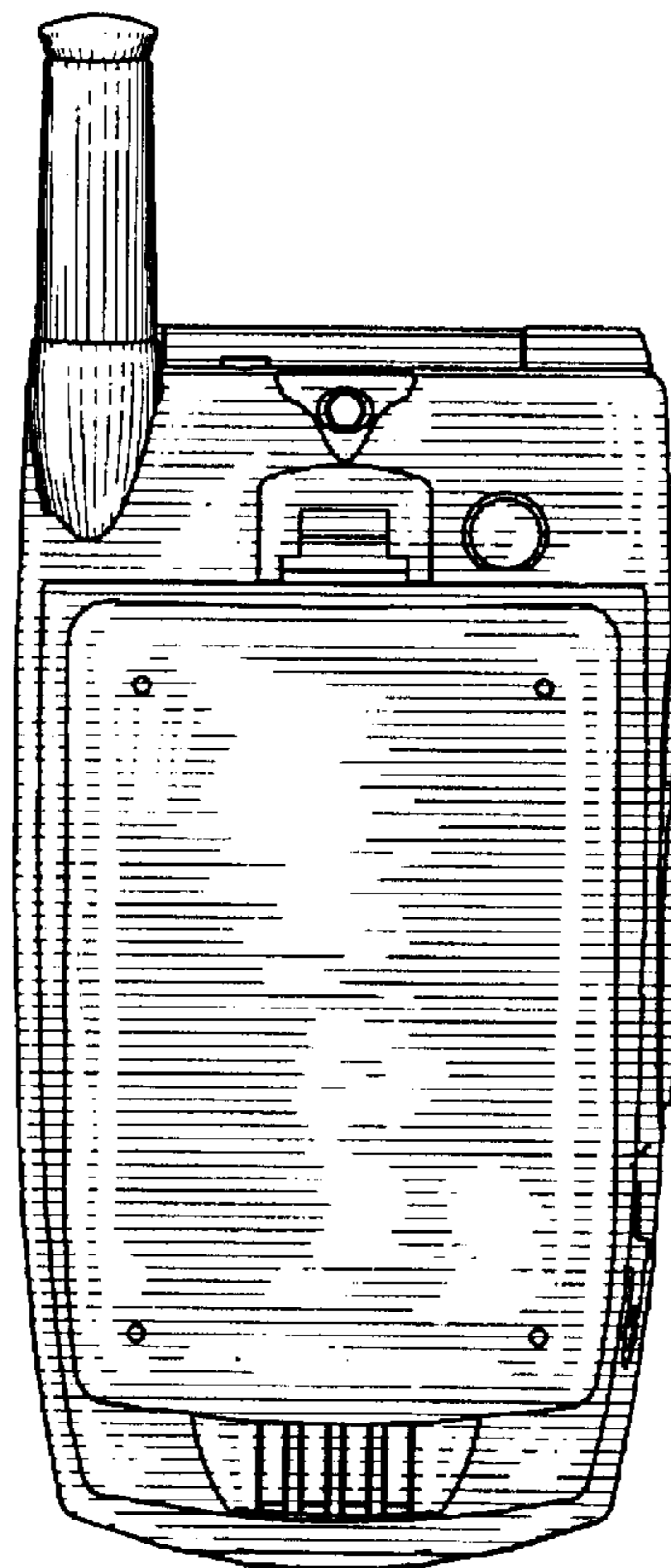
*FIG. 1*



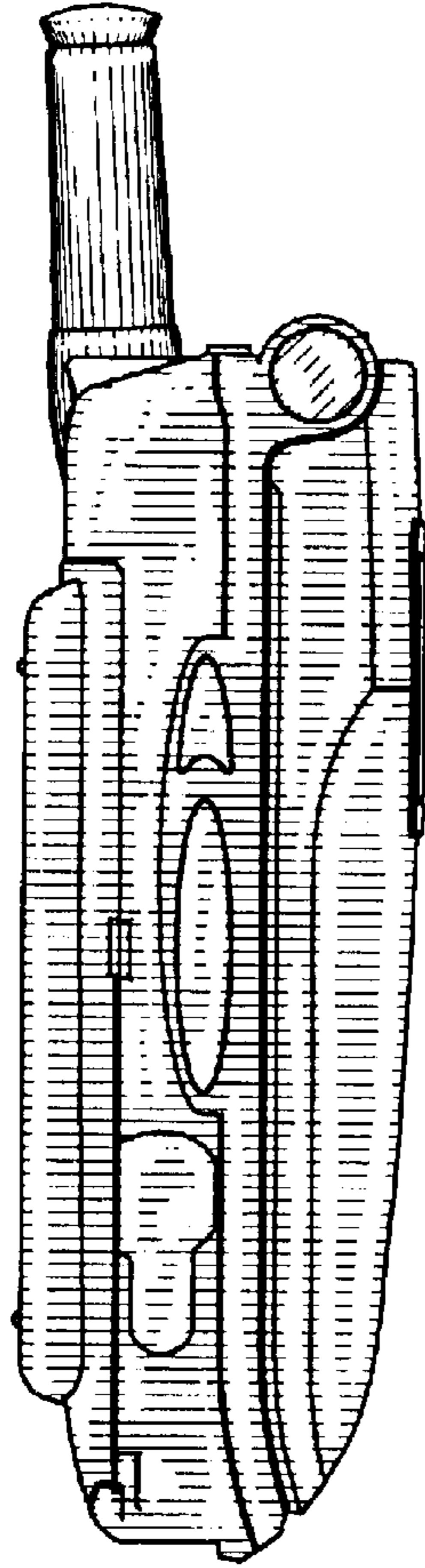
*FIG. 2*




*FIG. 3*



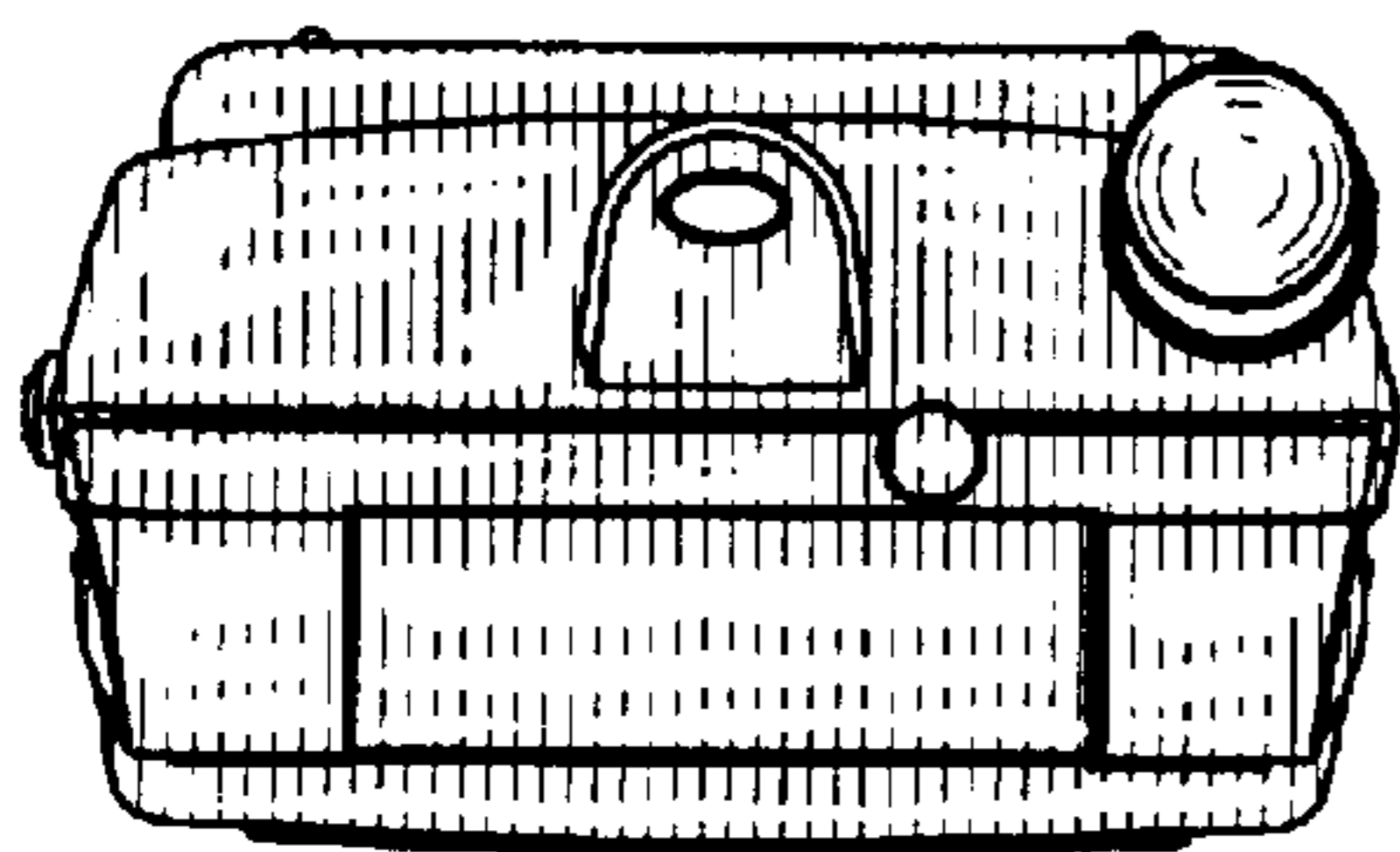
*FIG. 4*



*FIG. 5*



*FIG. 6*



*FIG. 7*

