

US00D492651S1

(12) **United States Design Patent**
Alviar et al.

(10) **Patent No.:** **US D492,651 S**
(45) **Date of Patent:** **** Jul. 6, 2004**

(54) **PORTION OF A HOUSING FOR AN ELECTRONIC SWITCHING DEVICE**

(75) Inventors: **Christopher G. Alviar**, Seattle, WA (US); **Chris A. Murzanski**, Issaquah, WA (US)

(73) Assignee: **Microsoft Corporation**, Redmond, WA (US)

(**) Term: **14 Years**

(21) Appl. No.: **29/171,098**

(22) Filed: **Nov. 18, 2002**

(51) **LOC (7) Cl.** **13-02**

(52) **U.S. Cl.** **D13/110**

(58) **Field of Search** D13/110, 118, D13/133; 307/150; 361/836; 363/141, 144, 146; 439/170, 176, 171-173, 483, 518, 668, 956

(56) **References Cited**

U.S. PATENT DOCUMENTS

D299,641 S * 1/1989 Rossum, Jr. D13/133

D349,687 S * 8/1994 Khoo et al. D13/162
D383,115 S * 9/1997 Nagele et al. D13/110
D423,452 S * 4/2000 Fujisawa et al. D13/110
D424,528 S * 5/2000 Dernehl D13/184
D484,853 S * 1/2004 Alviar D13/110
D486,784 S * 2/2004 Kawasaki D13/107

* cited by examiner

Primary Examiner—Philip S. Hyder

Assistant Examiner—Daniel Bui

(74) *Attorney, Agent, or Firm*—Banner & Witcoff, Ltd.

(57) **CLAIM**

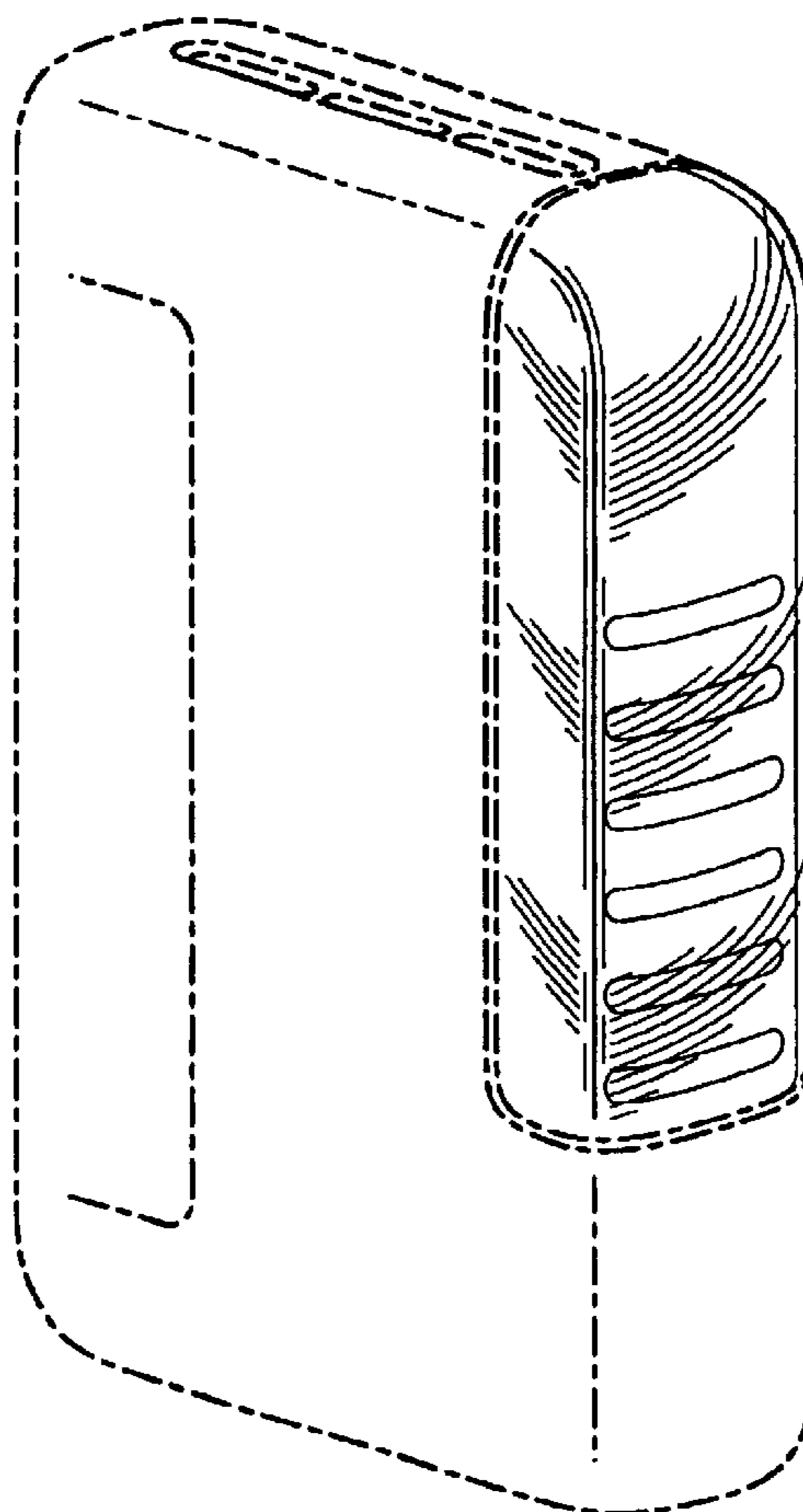
The ornamental design for a portion of a housing for an electronic switching device, as shown and described.

DESCRIPTION

FIG. 1 is a perspective view of a portion of a housing for an electronic switching device showing our new design; FIG. 2 is a front view thereof; FIG. 3 is a top view thereof; and, FIG. 4 is a side view thereof.

The broken line is for illustrative purposes only and forms no part of the claimed design.

1 Claim, 3 Drawing Sheets



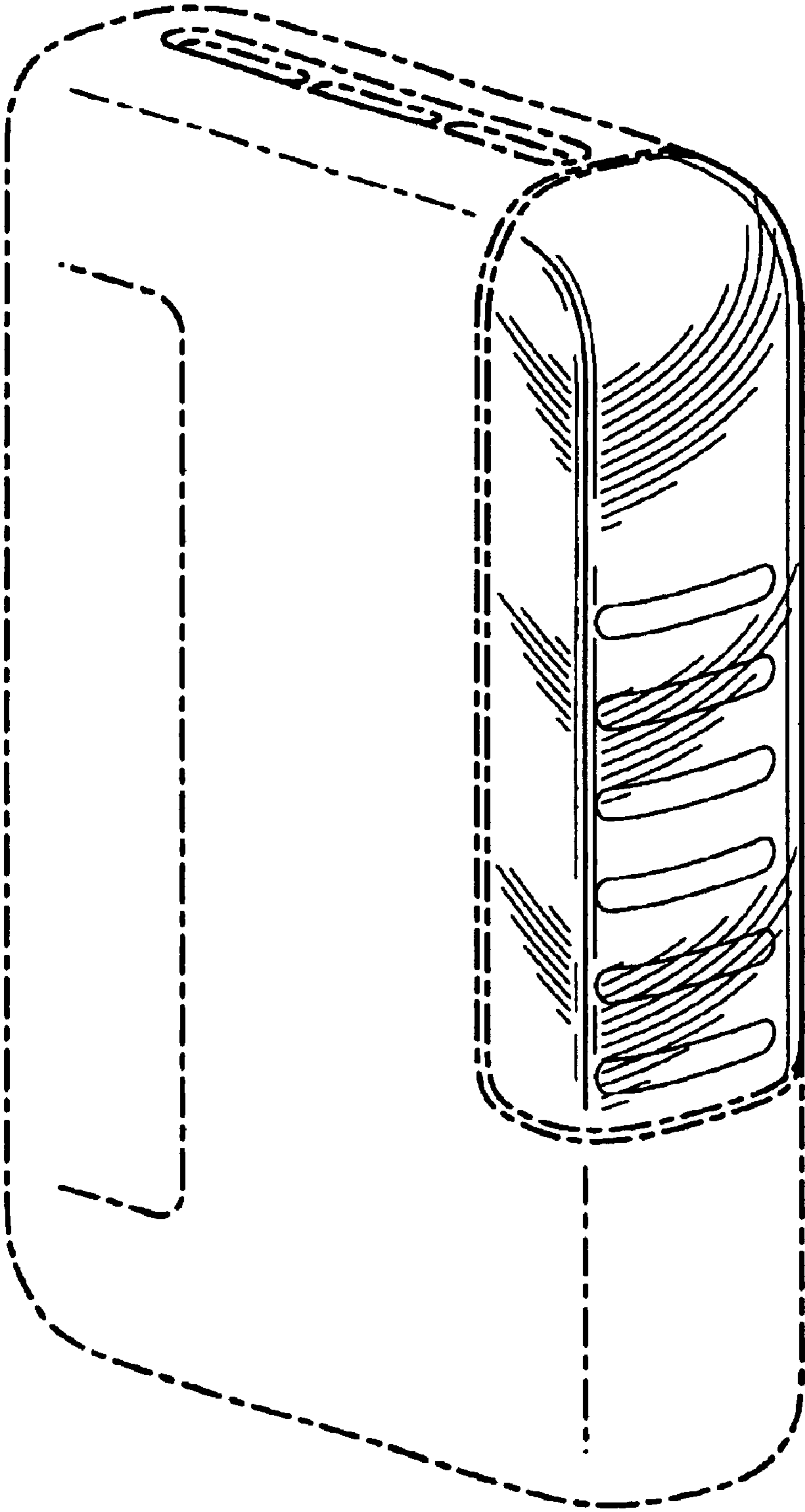


FIG. 1

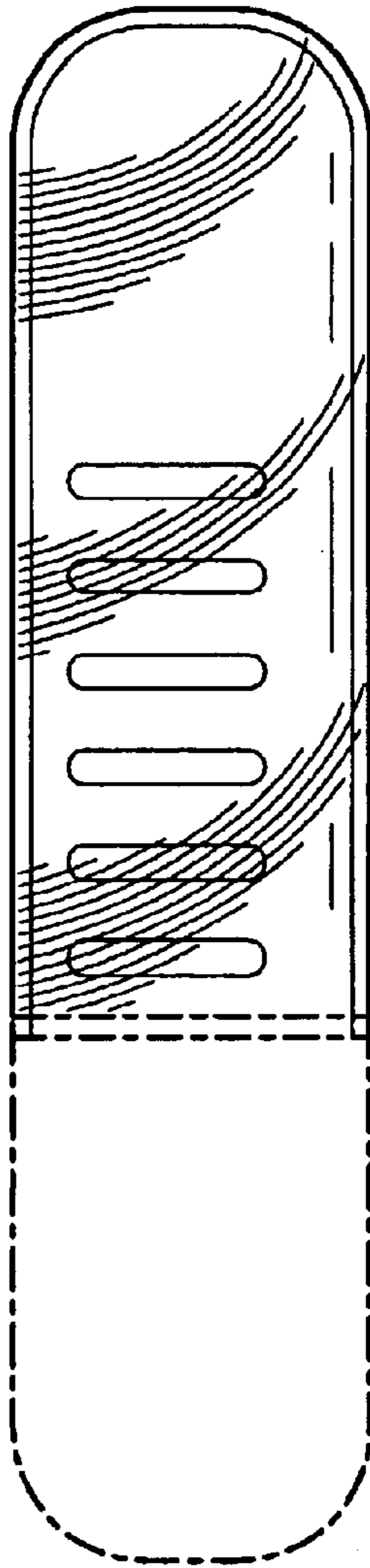


FIG. 2




FIG. 3

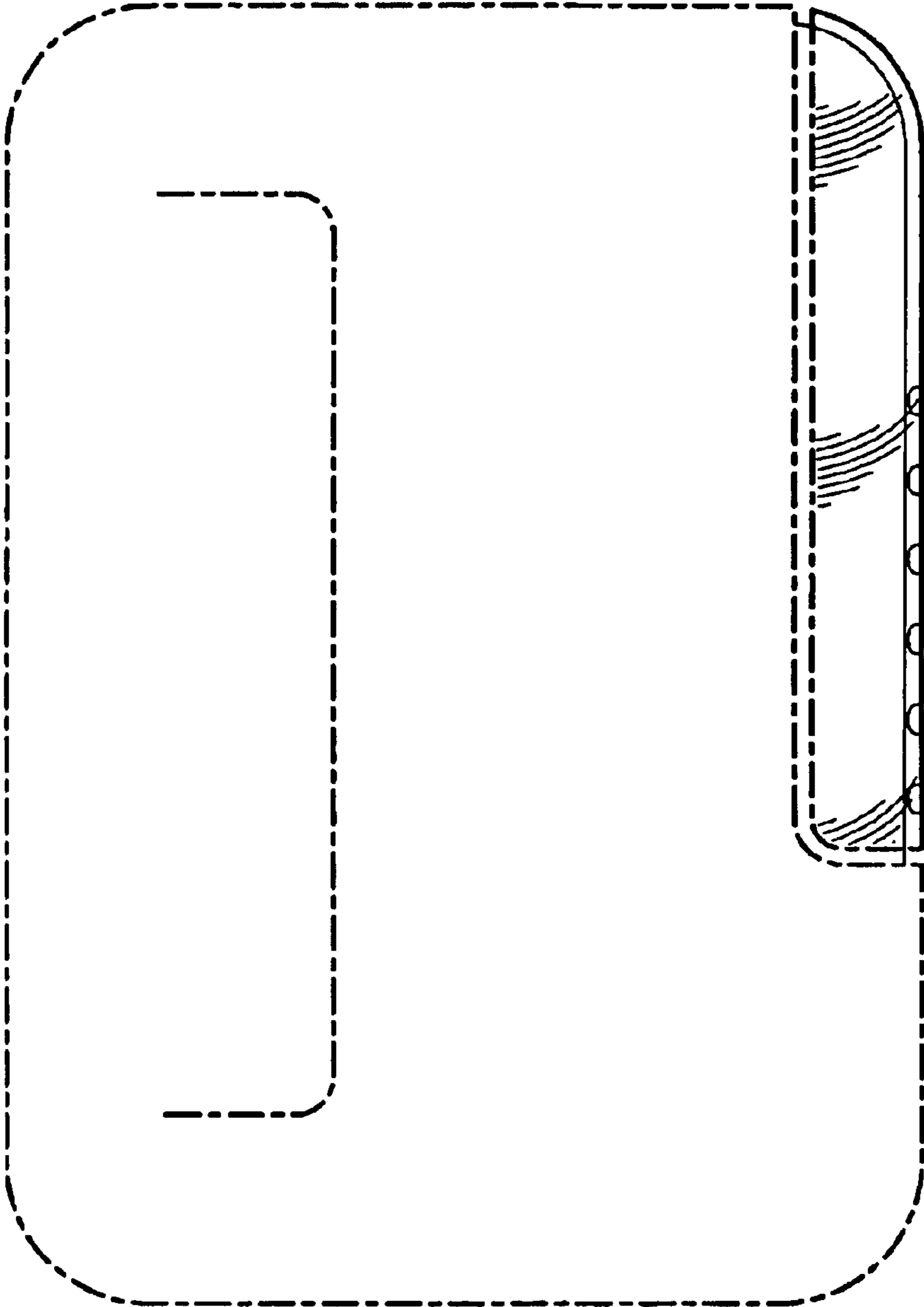


FIG. 4