

US00D492643S1

(12) **United States Design Patent**
Robert

(10) **Patent No.:** **US D492,643 S**
(45) **Date of Patent:** **** Jul. 6, 2004**

(54) **TIRE TREAD**

(75) Inventor: **Michel Pierre Charles Robert, Sibret**
(BE)

(73) Assignee: **The Goodyear Tire & Rubber**
Company, Akron, OH (US)

(**) Term: **14 Years**

(21) Appl. No.: **29/191,776**

(22) Filed: **Oct. 14, 2003**

(51) **LOC (7) Cl.** **12-15**

(52) **U.S. Cl.** **D12/579**

(58) **Field of Search** D12/547, 549-556,
D12/559, 564-565, 586, 588, 590, 600;
152/209.1, 209.9, 209.13, 209.18, 209.25,
209.28

(56) **References Cited**

U.S. PATENT DOCUMENTS

D259,112 S	*	5/1981	Candiliotis	D12/587
D340,436 S	*	10/1993	Baus	D12/596
D388,844 S	*	1/1998	Bonko	D12/544
D412,302 S	*	7/1999	Rayman et al.	D12/579
D420,630 S	*	2/2000	De Coninck et al.	D12/600
D445,376 S	*	7/2001	Le Mentec	D12/512
D456,766 S	*	5/2002	Warchol et al.	D12/579
D458,895 S	*	6/2002	Rayman	D12/579
D484,088 S	*	12/2003	Kindig	D12/544

OTHER PUBLICATIONS

Bandamatic System Inc. HB-ML 28/32 Tire, 2002 Tread Design Guide, Jan. 2002, p. 224. 4/1.*

Mega Mile High Speed Highway/Rib Design Tire, 2002 Tread Design Guide, Jan. 2002, p. 228. 2/4.*

* cited by examiner

Primary Examiner—Robert M. Spear

(74) *Attorney, Agent, or Firm*—David L. King; Richard B. O'Planick

(57) **CLAIM**

The ornamental Design for a tire tread, as shown and described.

DESCRIPTION

FIG. 1 is a perspective view of a tire tread showing my new design, it being understood that the pattern repeats uniformly throughout the circumference of the tread;

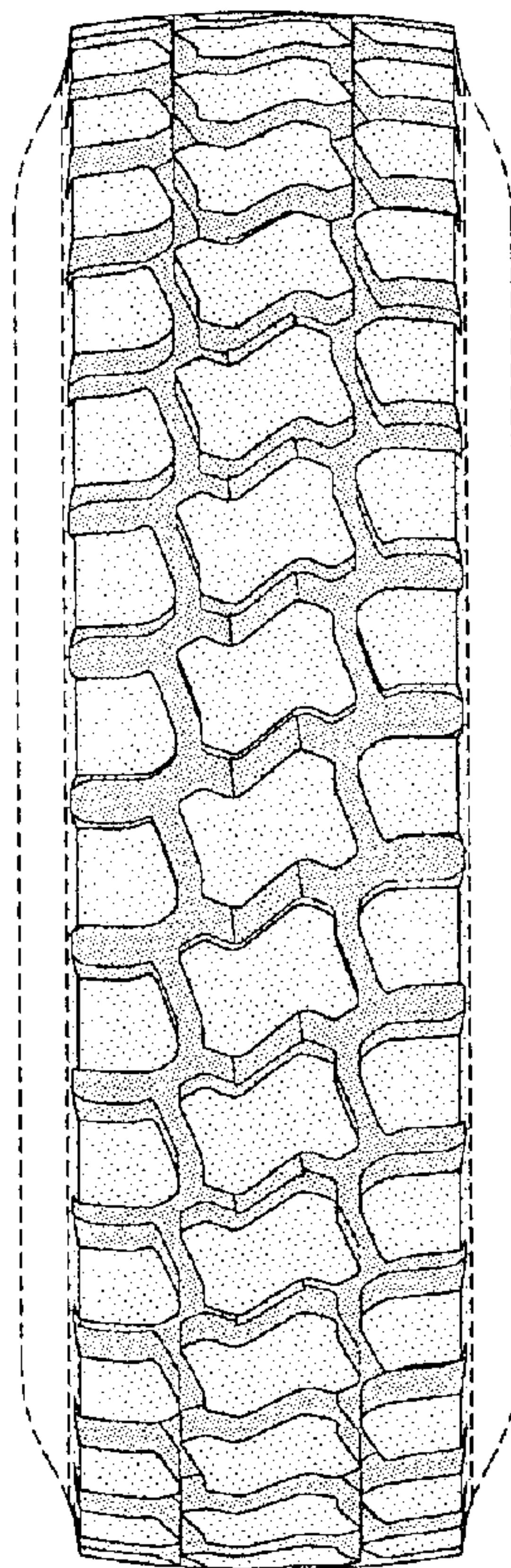
FIG. 2 is a front elevational view thereof;

FIG. 3 is a right side elevational view thereof; the opposite side elevational view being identical thereto; and,

FIG. 4 is an enlarged fragmentary front elevational view thereof.

In the drawings, the broken lines defining the sidewall, inner bead and the peripheral boundary between the tire tread and the sidewall are for illustrative purposes only and form no part of the claimed design.

1 Claim, 4 Drawing Sheets



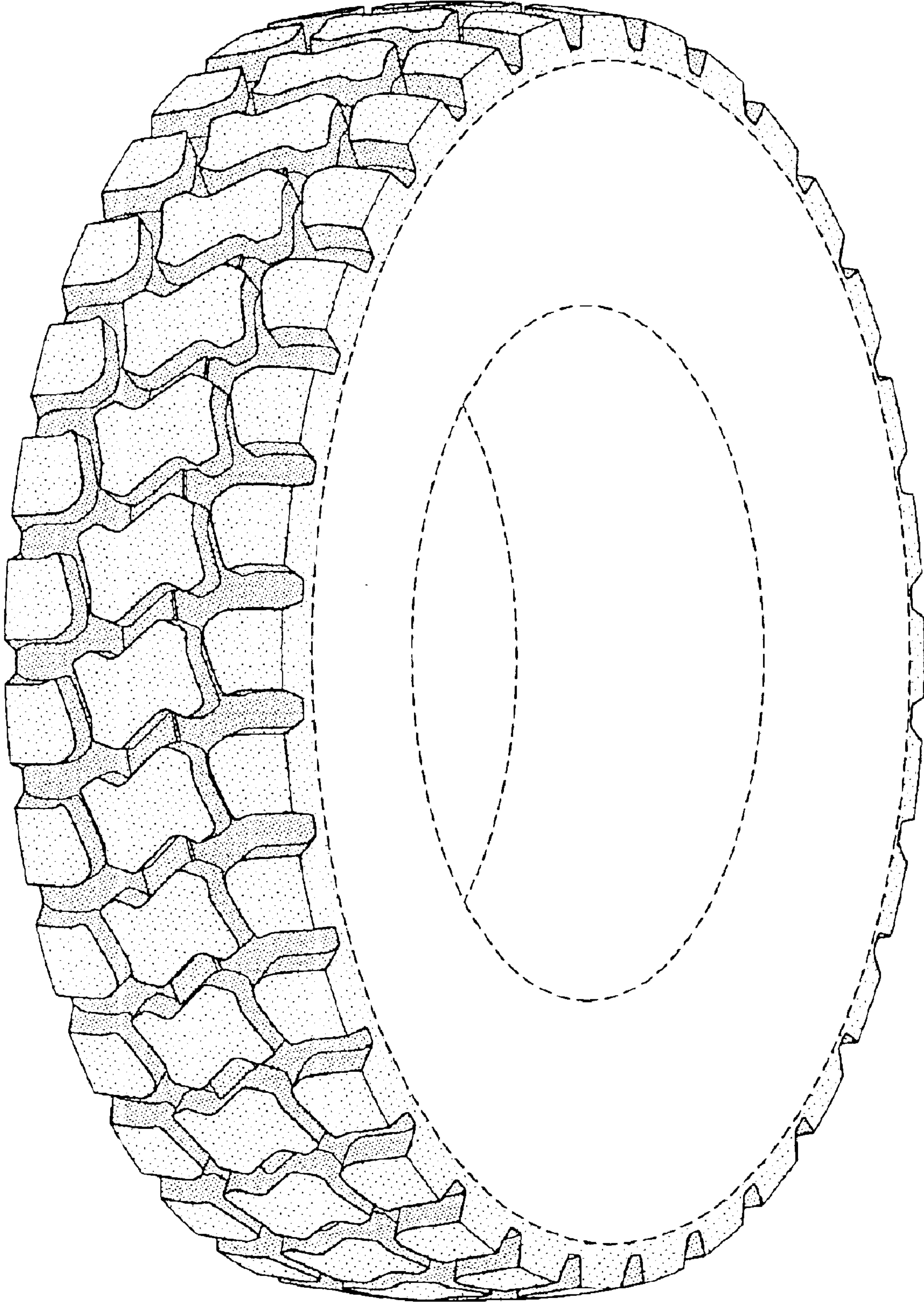


FIG-1

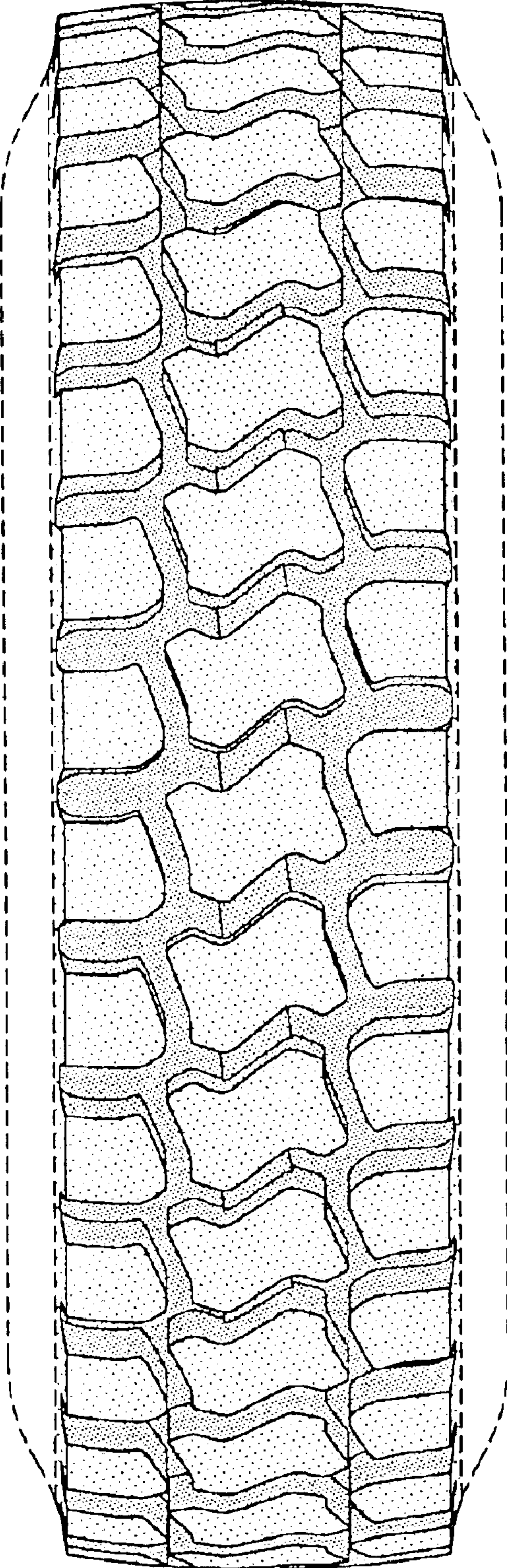


FIG-2

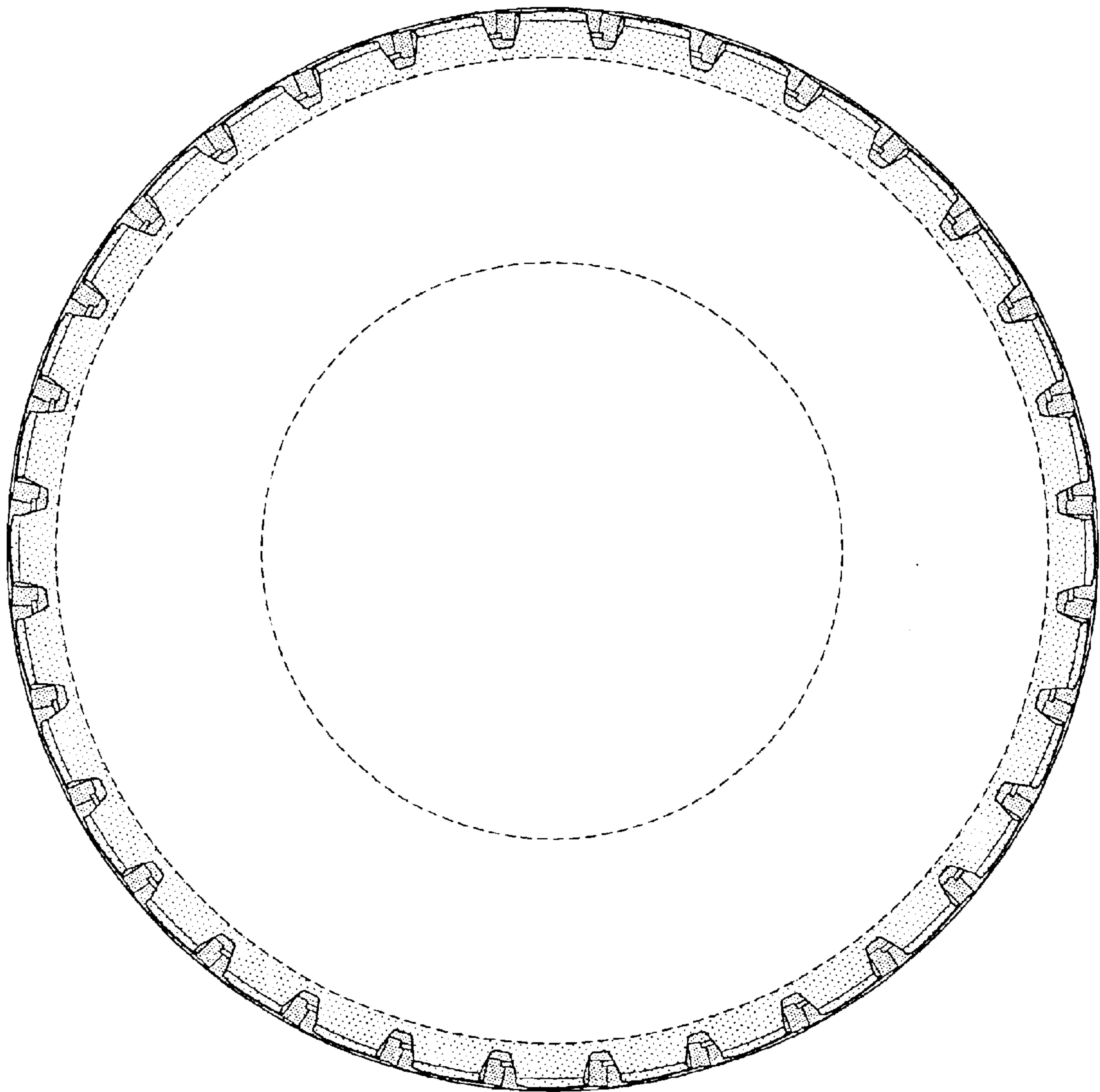


FIG-3

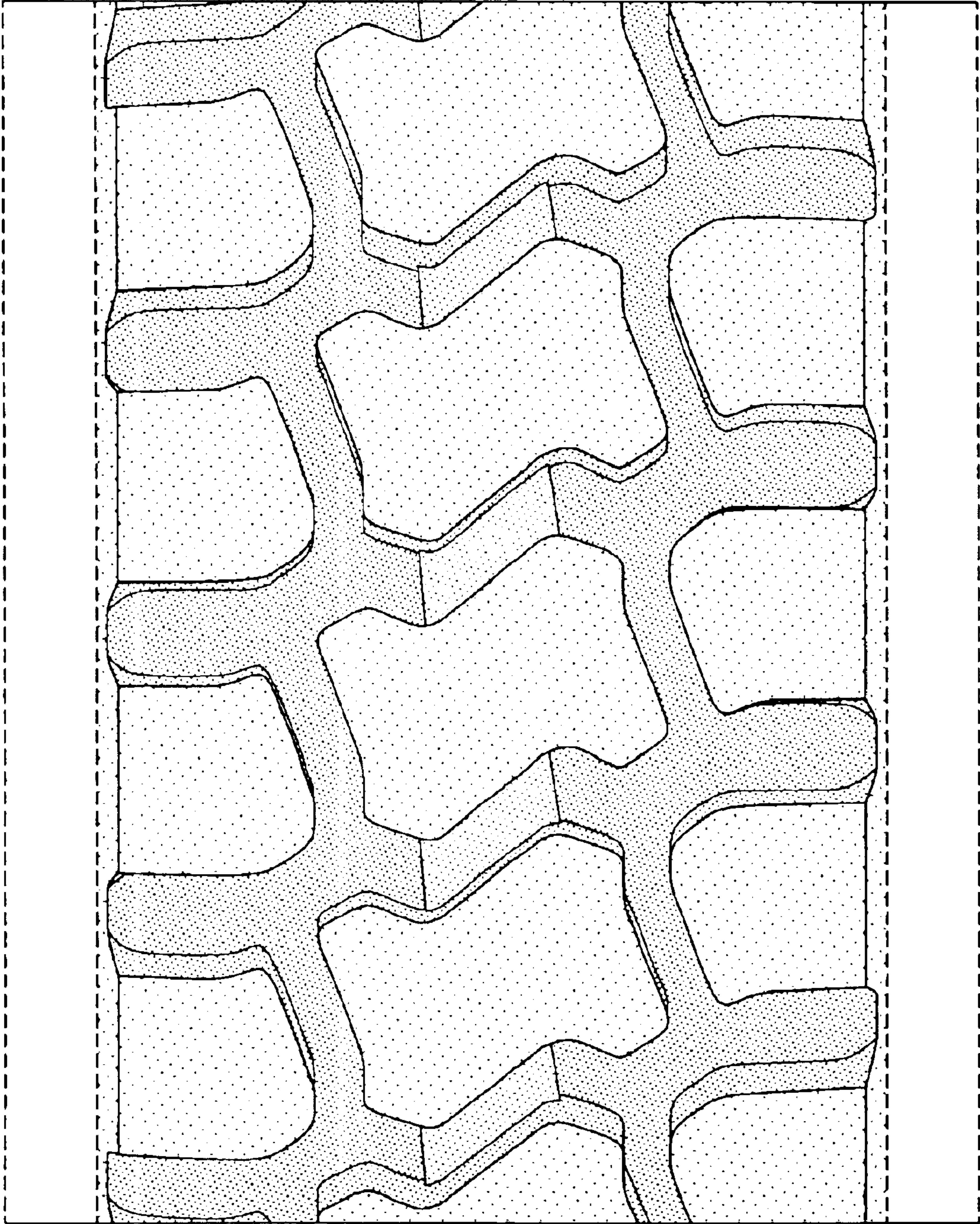


FIG-4