

US00D492630S1

(12) **United States Design Patent**  
**Kraus et al.**

(10) **Patent No.:** **US D492,630 S**  
(45) **Date of Patent:** **\*\* Jul. 6, 2004**

(54) **INSTRUMENT CLUSTER**  
(75) Inventors: **Ulrich Kraus**, Villingen-Schwenningen (DE); **Gert-Dieter Tuzar**, Obereschach (DE)  
(73) Assignee: **Siemens Aktiengesellschaft**, München (DE)  
(\*\*) Term: **14 Years**

D384,341 S \* 9/1997 Hoffman et al. .... D12/192 X  
D410,608 S \* 6/1999 Kraus ..... D12/192  
D440,924 S \* 4/2001 Bartholomai ..... D12/192  
D440,925 S \* 4/2001 Pfeiffer ..... D12/192  
D450,023 S \* 11/2001 Rayburn ..... D12/192  
D450,283 S \* 11/2001 Rayburn ..... D12/192  
D456,754 S \* 5/2002 Keating ..... D12/192  
D466,062 S \* 11/2002 Tsay et al. .... D12/192  
D470,090 S \* 2/2003 Sawabe ..... D12/192  
D472,862 S \* 4/2003 Arai ..... D12/192

\* cited by examiner

(21) Appl. No.: **29/169,249**  
(22) Filed: **Oct. 16, 2002**  
(30) **Foreign Application Priority Data**

*Primary Examiner*—Stacia Cadmus  
(74) *Attorney, Agent, or Firm*—Cohen, Pontani, Lieberman & Pavane

Apr. 17, 2002 (DE) ..... 4 02 03 463

(57) **CLAIM**

(51) **LOC (7) Cl.** ..... **12-16**  
(52) **U.S. Cl.** ..... **D12/192**  
(58) **Field of Search** ..... D12/192, 114;  
D10/98, 123–126; 180/90; 296/70, 190–191;  
280/752, DIG. 5

The ornamental design for an instrument cluster, as shown and described.

**DESCRIPTION**

(56) **References Cited**  
**U.S. PATENT DOCUMENTS**

FIG. 1 is a front view of an instrument cluster, showing our new design; and  
FIG. 2 is a back view thereof;  
FIG. 3 is a left side view thereof; and,  
FIG. 4 is a right side view thereof.

D249,247 S \* 9/1978 Shotz et al. .... D10/98  
D275,944 S \* 10/1984 Ito ..... D12/192  
D276,715 S \* 12/1984 Morioka et al. .... D12/192  
D277,176 S \* 1/1985 Komuro ..... D12/192  
D307,127 S \* 4/1990 Simons et al. .... D12/192

Portions of the instrument cluster which are not shown in the drawings are disclaimed.

**1 Claim, 1 Drawing Sheet**

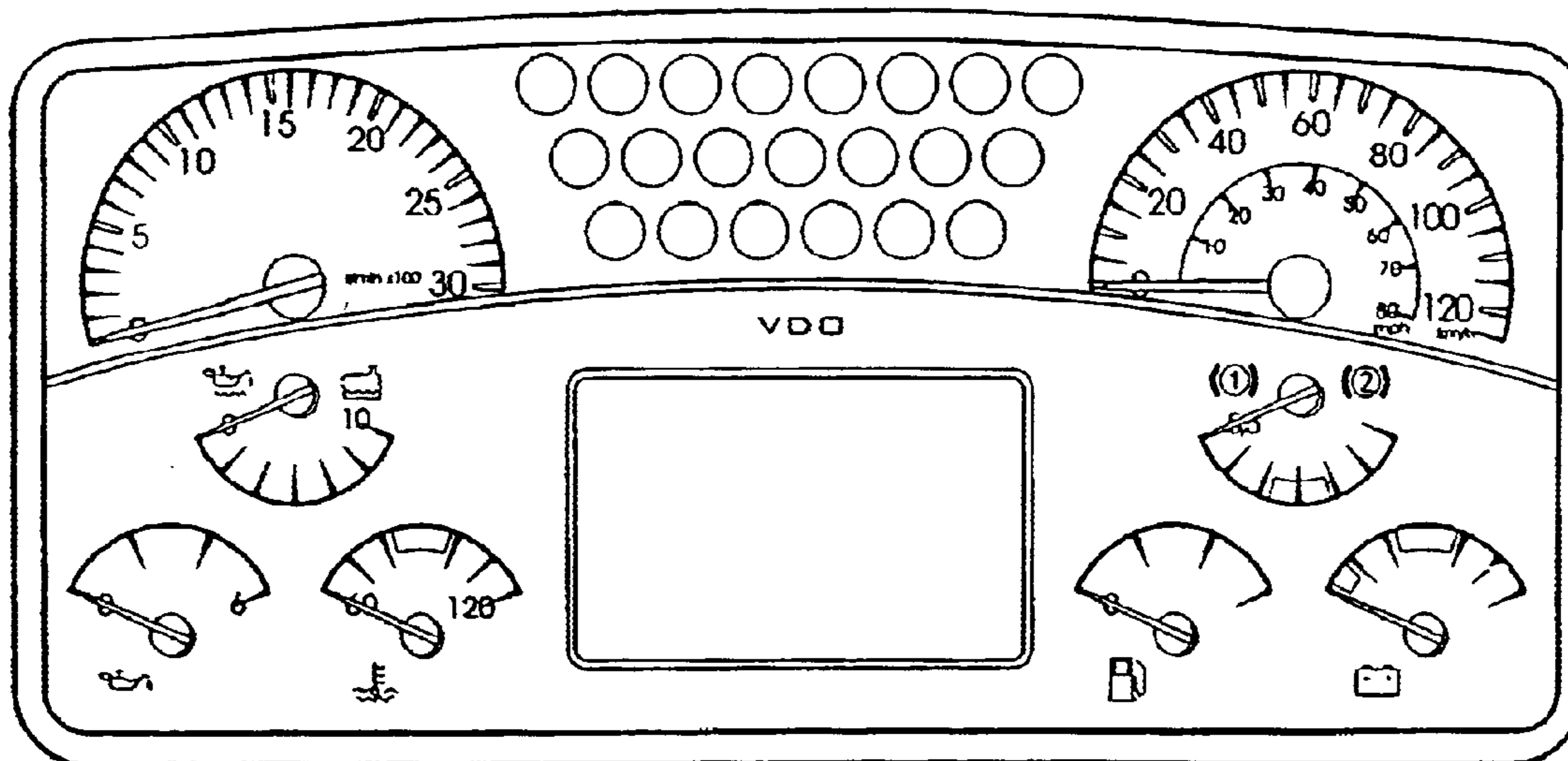


Fig. 1

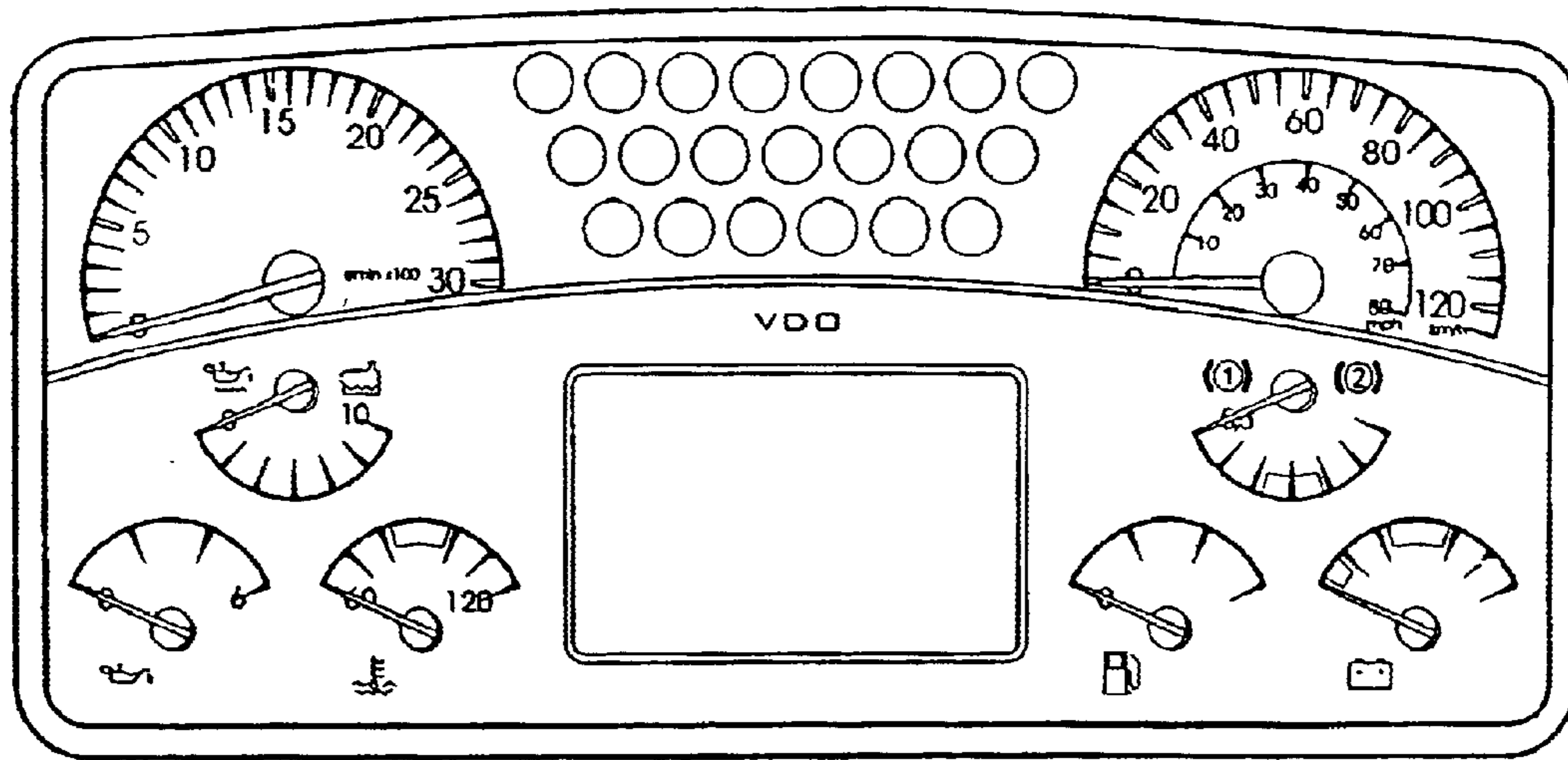


Fig. 2




Fig. 3




Fig. 4

