

US00D492625S1

(12) **United States Design Patent**
Elwell et al.

(10) **Patent No.:** **US D492,625 S**

(45) **Date of Patent:** **** Jul. 6, 2004**

(54) **TEXAS GRILLE INSERT**

(75) **Inventors:** **Dennis S. Elwell**, Ankeny, IA (US);
Jamie R. Bernardy, Ames, IA (US)

(73) **Assignee:** **Putco, Inc.**, Story City, IA (US)

(**) **Term:** **14 Years**

(21) **Appl. No.:** **29/188,118**

(22) **Filed:** **Aug. 13, 2003**

(51) **LOC (7) Cl.** **12-16**

(52) **U.S. Cl.** **D12/163**

(58) **Field of Search** D12/163, 171,
D12/90-92, 216, 169, 196; 180/68.1, 68.6;
296/194

(56) **References Cited**

U.S. PATENT DOCUMENTS

D427,119 S	*	6/2000	Sousamian	D12/163
D454,096 S	*	3/2002	Marchese et al.	D12/163
D456,322 S	*	4/2002	Horowitz	D12/163
D475,955 S	*	6/2003	Leazenby	D12/163
D476,604 S	*	7/2003	Longfellow	D12/163

D479,182 S	*	9/2003	Cicansky	D12/216
D480,997 S	*	10/2003	DeBerti	D12/163
D482,310 S	*	11/2003	Cicansky	D12/216
D486,101 S	*	2/2004	Sun et al.	D12/163

* cited by examiner

Primary Examiner—Melody N. Brown

(74) *Attorney, Agent, or Firm*—McKee, Voorhees & Sease, P.L.C.

(57) **CLAIM**

The ornamental design for a texas grille insert, as shown and described.

DESCRIPTION

FIG. 1 is a perspective view of a texas grille insert showing our new design;

FIG. 2 is an end elevational view thereof, the opposite end is a mirror image that shown;

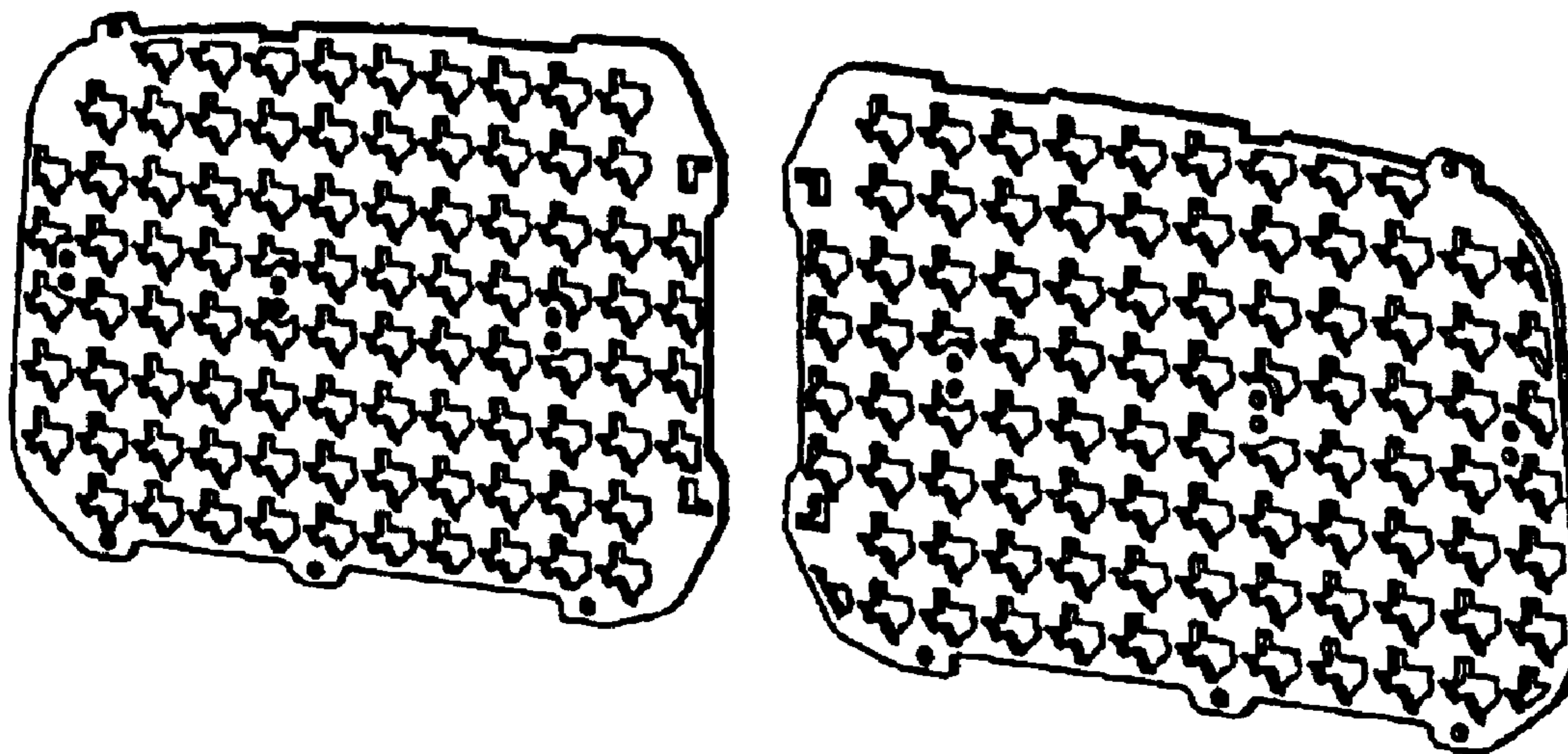
FIG. 3 is a top plan view thereof;

FIG. 4 is a bottom plan view thereof;

FIG. 5 is a front elevational view thereof; and,

FIG. 6 is a rear elevational view thereof.

1 Claim, 1 Drawing Sheet



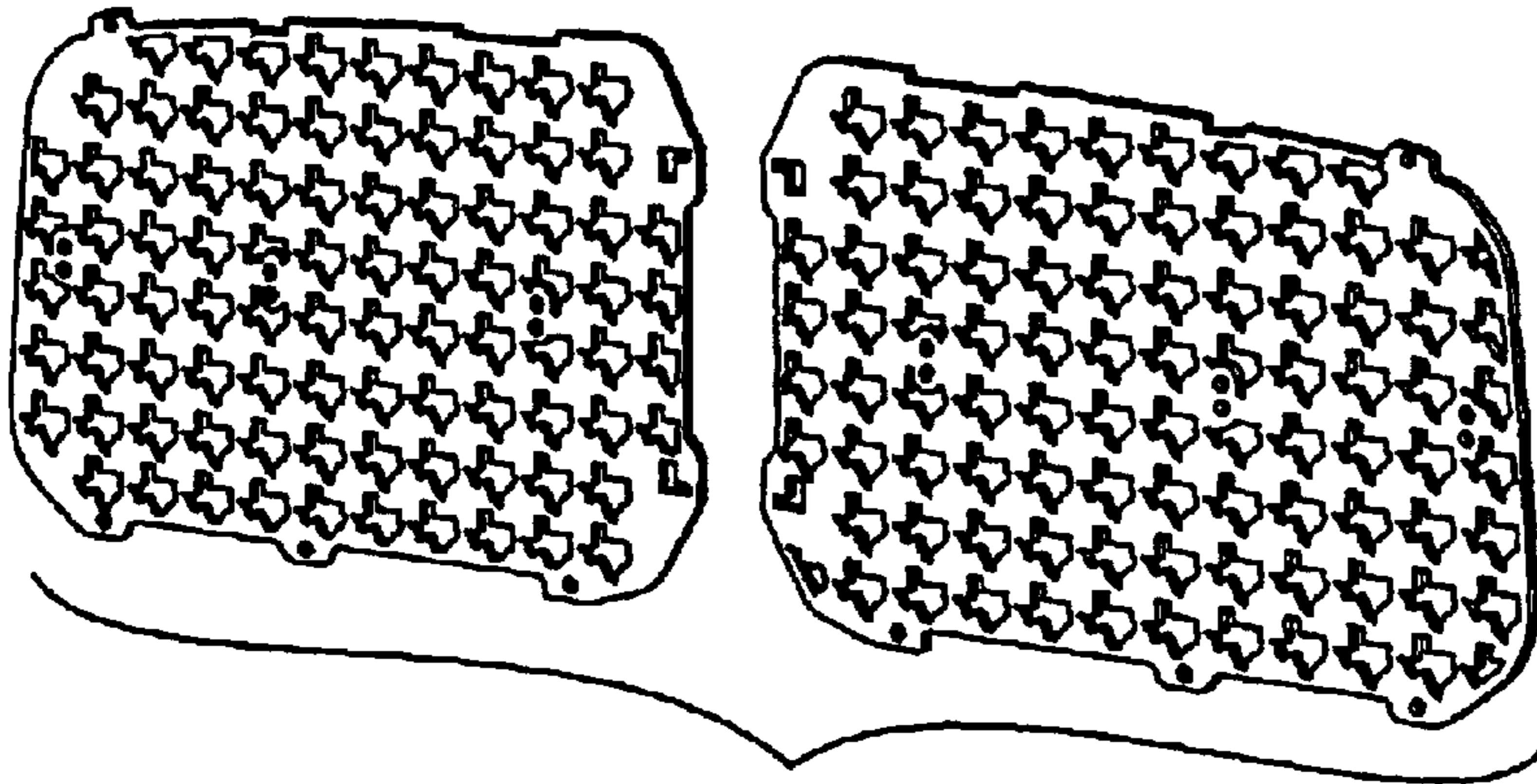


FIG. 1



FIG. 2



FIG. 3



FIG. 4

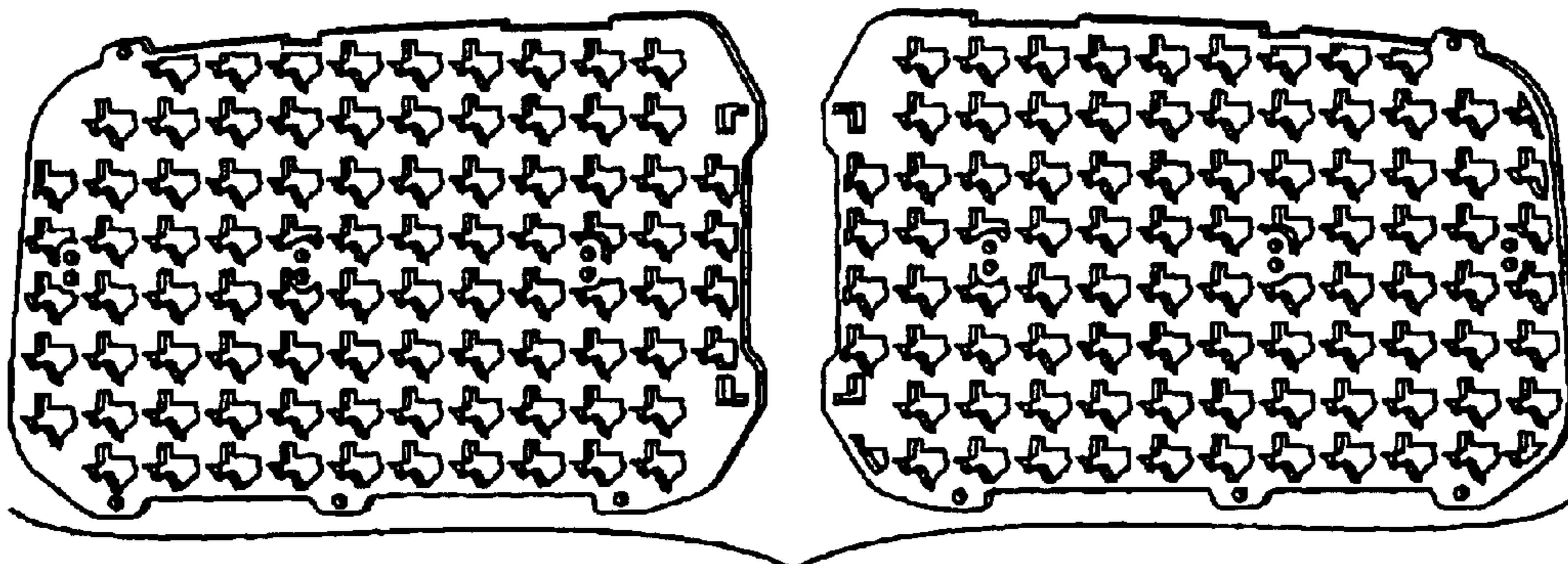


FIG. 5

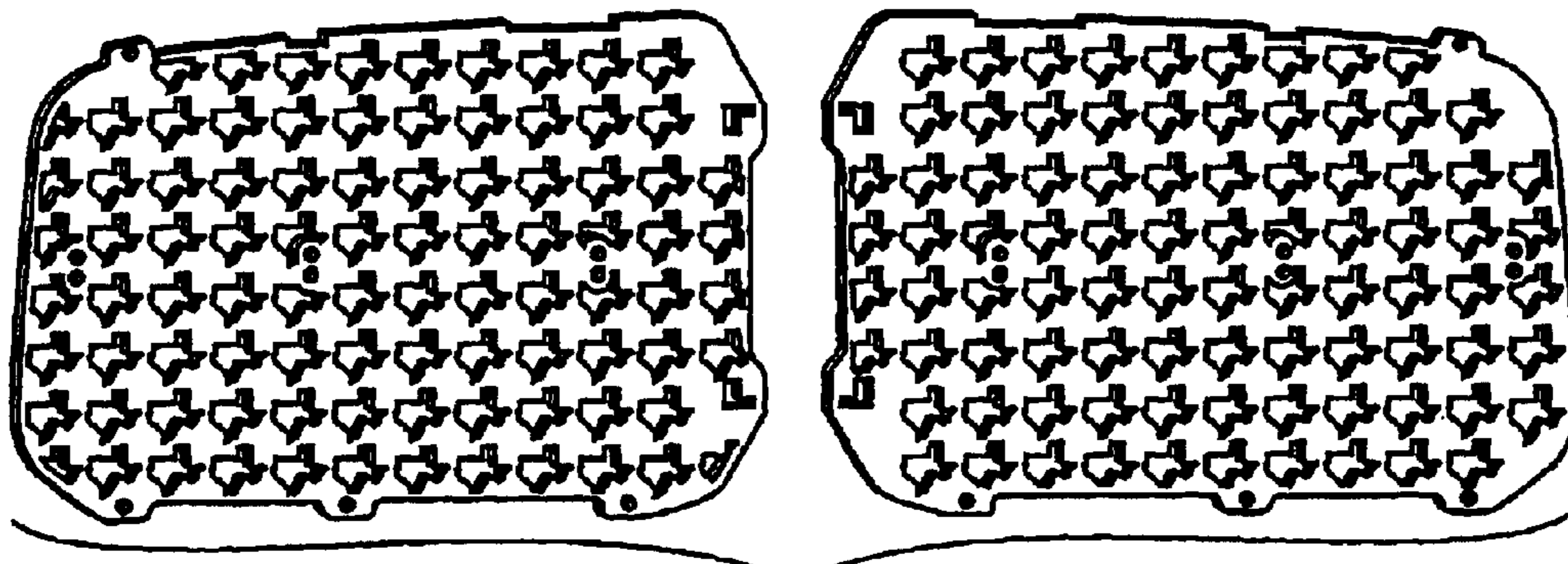


FIG. 6