

US00D492604S1

(12) **United States Design Patent** (10) **Patent No.:** **US D492,604 S**  
**Bakic** (45) **Date of Patent:** **\*\* Jul. 6, 2004**

(54) **BOTTLE**  
 (75) **Inventor:** **Dieter Bakic, Munich (DE)**  
 (73) **Assignee:** **DB Design GmbH (DE)**  
 (\*\*) **Term:** **14 Years**

D388,319 S \* 12/1997 Lamb ..... D9/300  
 D400,091 S \* 10/1998 Croft et al. .... D9/300  
 D411,100 S \* 6/1999 Torres ..... D9/300  
 D413,793 S \* 9/1999 Favre ..... D9/300  
 D443,202 S \* 6/2001 Boussiquet et al. .... D9/300  
 D443,828 S \* 6/2001 Meeker et al. .... D9/540  
 D445,328 S \* 7/2001 Boussiquet et al. .... D9/300  
 D458,119 S \* 6/2002 Crawford ..... D9/300

(21) **Appl. No.:** **29/181,252**  
 (22) **Filed:** **May 6, 2003**  
 (30) **Foreign Application Priority Data**

Nov. 6, 2002 (WO) ..... DM/062 158

(51) **LOC (7) Cl.** ..... **09-01**  
 (52) **U.S. Cl.** ..... **D9/552; D9/300**  
 (58) **Field of Search** ..... D9/300, 337-338,  
 D9/500-504, 506-516, 529, 537, 540, 544,  
 549, 552; 215/379-383, 400; 220/890

(56) **References Cited**

**U.S. PATENT DOCUMENTS**

D201,220 S \* 5/1965 Lorenzen ..... D9/543  
 3,471,065 A \* 10/1969 Malone ..... 222/321.1  
 3,995,572 A \* 12/1976 Saunders ..... D9/502  
 D249,928 S \* 10/1978 DE Nijs ..... D9/300  
 D268,907 S \* 5/1983 Sledge ..... D9/549  
 D315,292 S \* 3/1991 Seager ..... D9/300  
 D332,739 S \* 1/1993 Petschek ..... D9/300  
 D351,337 S \* 10/1994 Bonnema et al. .... D9/300  
 D369,294 S \* 4/1996 Hirato ..... D9/300  
 D378,492 S \* 3/1997 Salle ..... D9/300

**OTHER PUBLICATIONS**

Aerosol Age, Aug. 1985. p. 40, can 185.\*

\* cited by examiner

*Primary Examiner*—Sandra L. Morris

(74) *Attorney, Agent, or Firm*—Cantor Colburn LLP


(57) **CLAIM**

I claim, the ornamental design for a bottle, as shown and described.

**DESCRIPTION**

FIG. 1 is a front perspective view of a bottle, showing my new design;  
 FIG. 2 is a front view thereof;  
 FIG. 3 is a side view thereof;  
 FIG. 4 is a back view thereof;  
 FIG. 5 is a top view thereof; and,  
 FIG. 6 is a bottom view thereof.  
 The broken lines shown in the figures are for illustrative purposes only and form no part of the claimed design.

**1 Claim, 5 Drawing Sheets**






Fig. 1

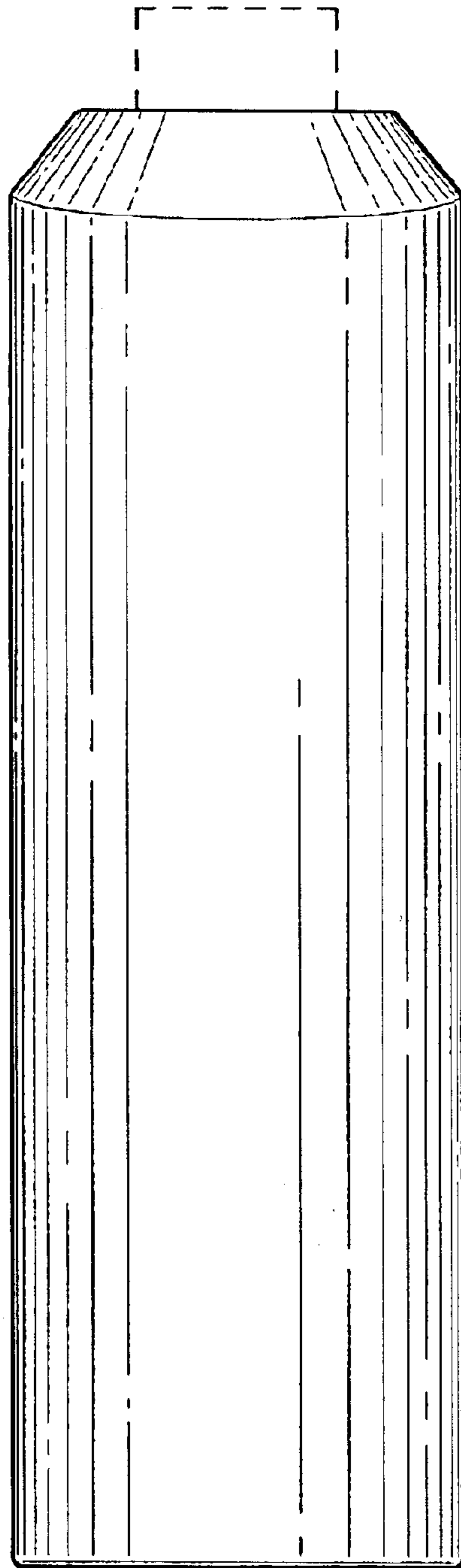


Fig. 2




Fig. 3




Fig. 4

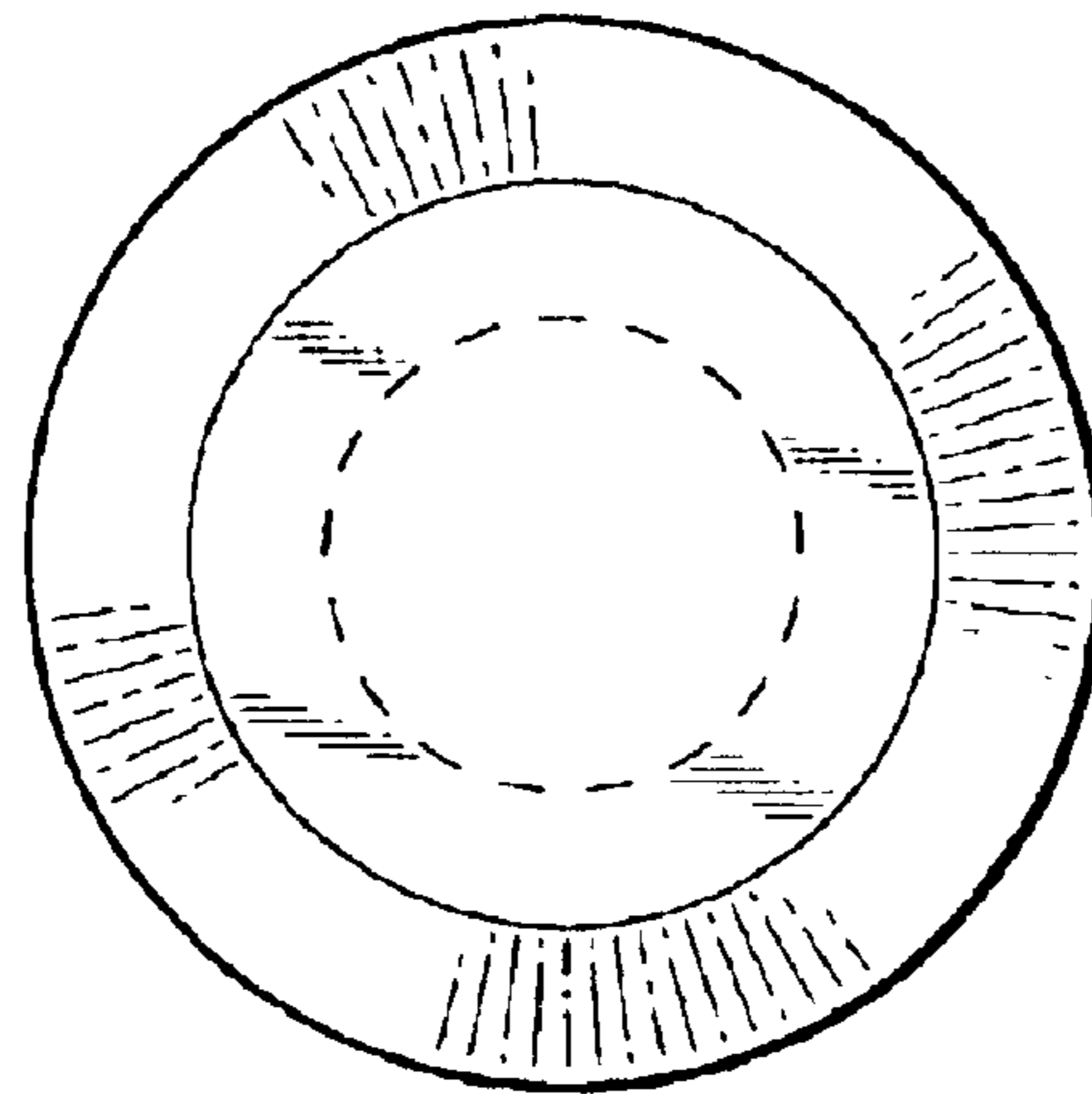


Fig. 5

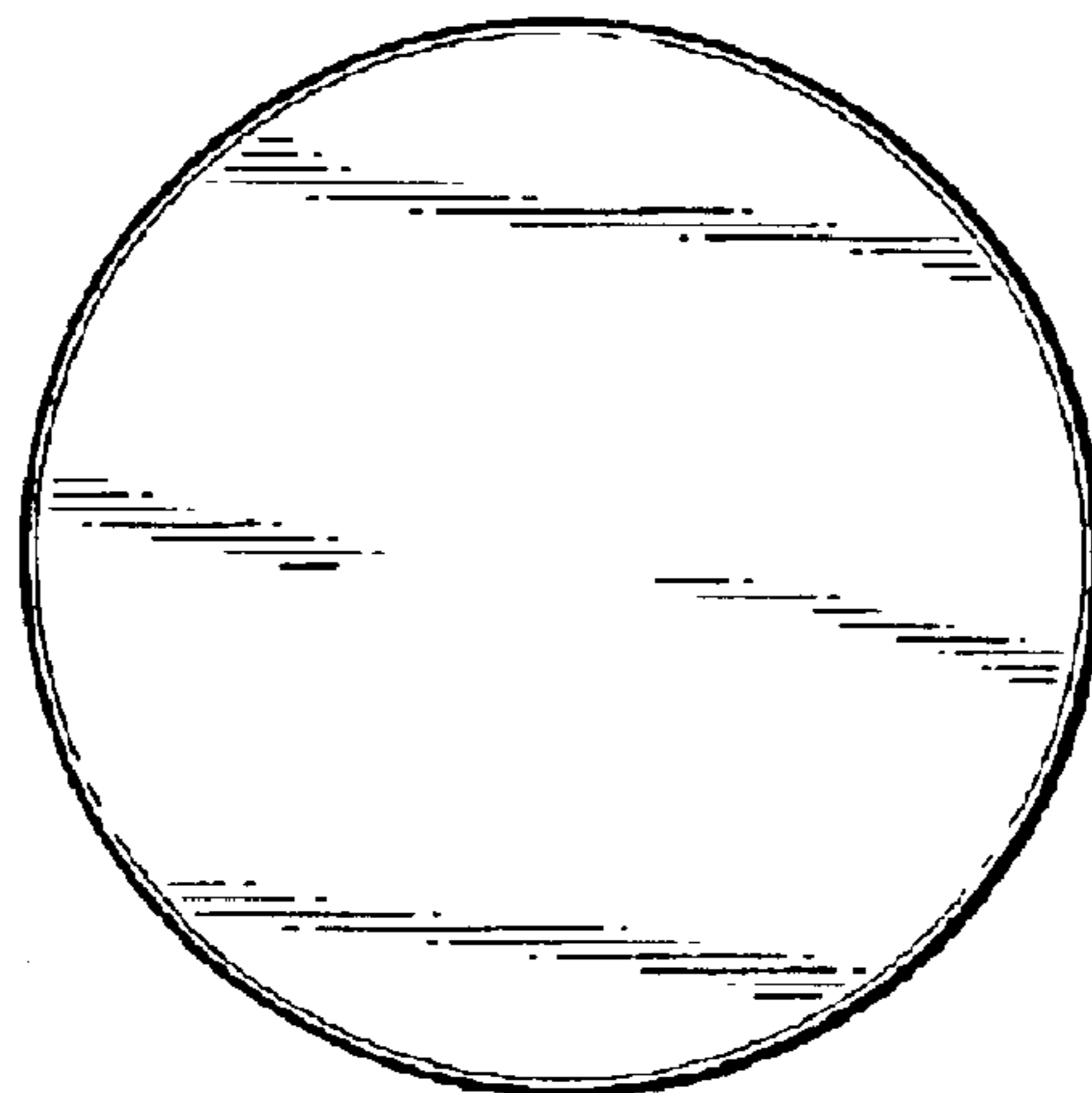


Fig. 6