

US00D492583S1

(12) **United States Design Patent**
Clayton

(10) **Patent No.:** **US D492,583 S**

(45) **Date of Patent:** **** Jul. 6, 2004**

(54) **REMOVABLE DECK AND FENCING
DECORATING DEVICE**

D23,873 S * 12/1894 Gavin D8/381

* cited by examiner

(76) **Inventor:** **Ronald G. Clayton**, 17204 Lafayette
Trails Dr., Wildwood, MO (US) 63038

Primary Examiner—Holly Baynham

(74) *Attorney, Agent, or Firm*—Kevin L. Klug

(**) **Term:** **14 Years**

(57) **CLAIM**

(21) **Appl. No.:** **29/170,420**

The ornamental design for the removable deck and fencing
decorating device, as shown and described.

(22) **Filed:** **Nov. 7, 2002**

DESCRIPTION

(51) **LOC (7) Cl.** **08-05**

(52) **U.S. Cl.** **D8/381**

(58) **Field of Search** D8/381; 248/235,
248/237, 243, 247, 249

FIG. 1 shows a front elevational view of the removable deck
and fencing decorating device assembled.
FIG. 2 shows a front side plan view thereof.
FIG. 3 shows a rear side plan view thereof.
FIG. 4 shows a top side plan view thereof.
FIG. 5 shows a bottom side plan view thereof.
FIG. 6 shows a left side plan view thereof; and,
FIG. 7 shows a right side plan view thereof.

(56) **References Cited**

U.S. PATENT DOCUMENTS

104,463 A * 6/1870 Judd 248/235
D5,704 S * 3/1872 Ottner D8/381
D23,730 S * 10/1894 Gavin D8/381

1 Claim, 5 Drawing Sheets






FIG. 1




FIG. 2




FIG. 3



FIG. 5



FIG. 4



FIG. 7




FIG. 6