

US00D492561S1

(12) **United States Design Patent**  
**Chen**

(10) **Patent No.:** **US D492,561 S**

(45) **Date of Patent:** **\*\* Jul. 6, 2004**

(54) **PNEUMATIC TOOL**

(76) **Inventor:** **Lung-Hui Chen**, No. 296-1, Jungshan Rd., Juibei City, Hsinchu (TW)

(\*\*) **Term:** **14 Years**

(21) **Appl. No.:** **29/192,007**

(22) **Filed:** **Oct. 20, 2003**

(51) **LOC (7) Cl.** ..... **08-05**

(52) **U.S. Cl.** ..... **D8/61**

(58) **Field of Search** ..... D8/61, 62, 63,  
D8/67, 68, 69; 30/500; 81/57.11, 57.13,  
464, 465, 466, 467, 469, 470; 173/13, 14,  
47, 48, 168, 169, 170, 171; 310/50; 408/113,  
124

(56) **References Cited**

**U.S. PATENT DOCUMENTS**

D347,372 S	*	5/1994	Ghode et al.	.....	D8/61
D357,848 S	*	5/1995	Izumisawa	.....	D8/62
D408,241 S	*	4/1999	Jansson	.....	D8/61
D408,243 S	*	4/1999	Izumisawa	.....	D8/61
D432,379 S	*	10/2000	Sun	.....	D8/70
6,158,528 A	*	12/2000	Izumisawa	.....	173/168
D440,848 S	*	4/2001	Izumisawa	.....	D8/61

D449,212 S	*	10/2001	Price et al.	.....	D8/107
D465,395 S	*	11/2002	Hung	.....	D8/61
D468,176 S	*	1/2003	Morgan	.....	D8/61
D484,379 S	*	12/2003	Chen	.....	D8/61
D484,380 S	*	12/2003	Chen	.....	D8/61

\* cited by examiner

*Primary Examiner*—James Gandy

*Assistant Examiner*—Elizabeth Albert

(74) *Attorney, Agent, or Firm*—Birch, Stewart, Kolasch & Birch, LLP

(57) **CLAIM**

The ornamental design for “pneumatic tool,” as shown and described.

**DESCRIPTION**

FIG. 1 is a perspective view of “pneumatic tool” showing our new design;

FIG. 2 is a right side elevational view thereof;

FIG. 3 is a top plan view thereof;

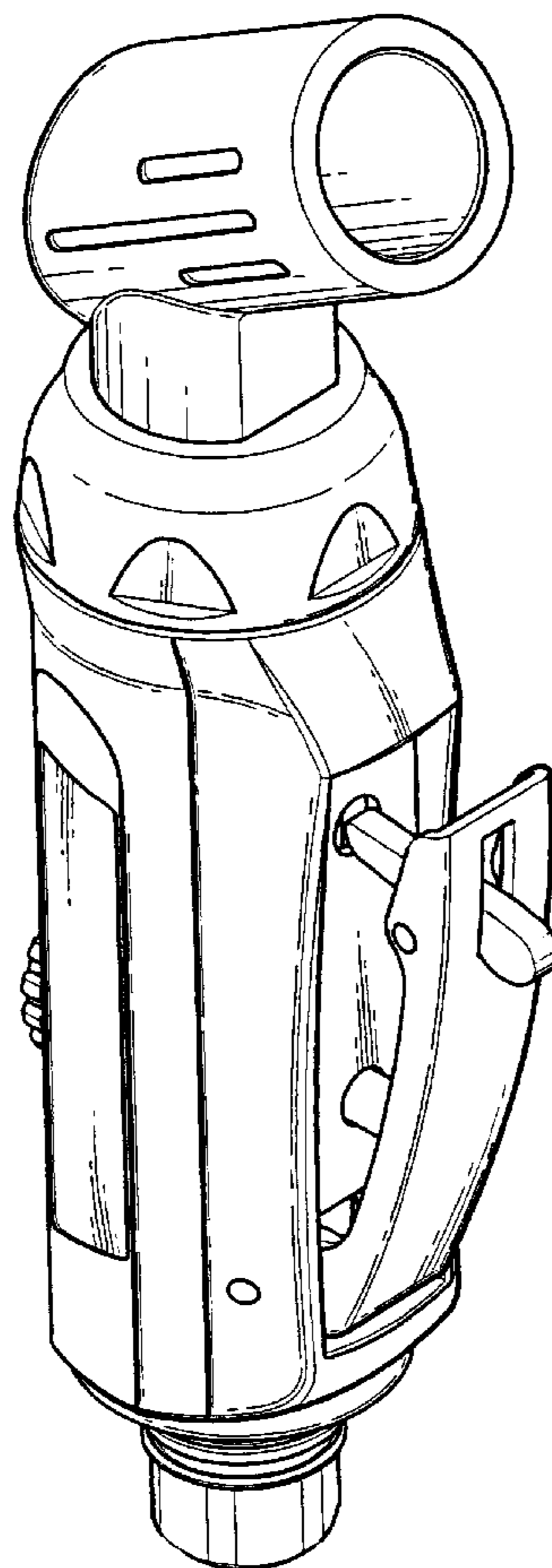
FIG. 4 is a front side elevational view thereof;

FIG. 5 is a bottom plan view thereof;

FIG. 6 is a left side elevational view thereof; and,

FIG. 7 is a rear side elevational view thereof.

**1 Claim, 4 Drawing Sheets**






Fig. 1

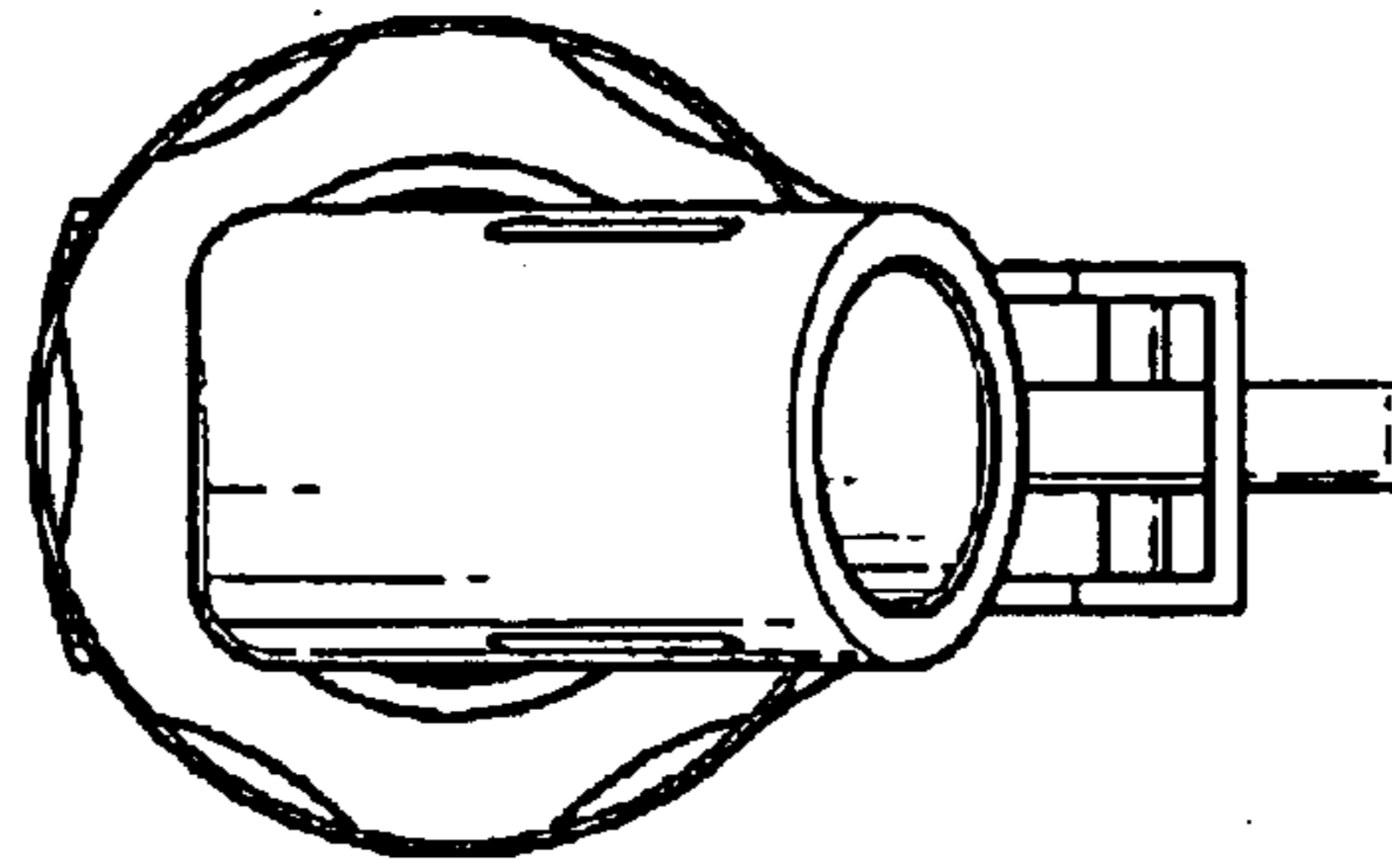


Fig.3




Fig.2

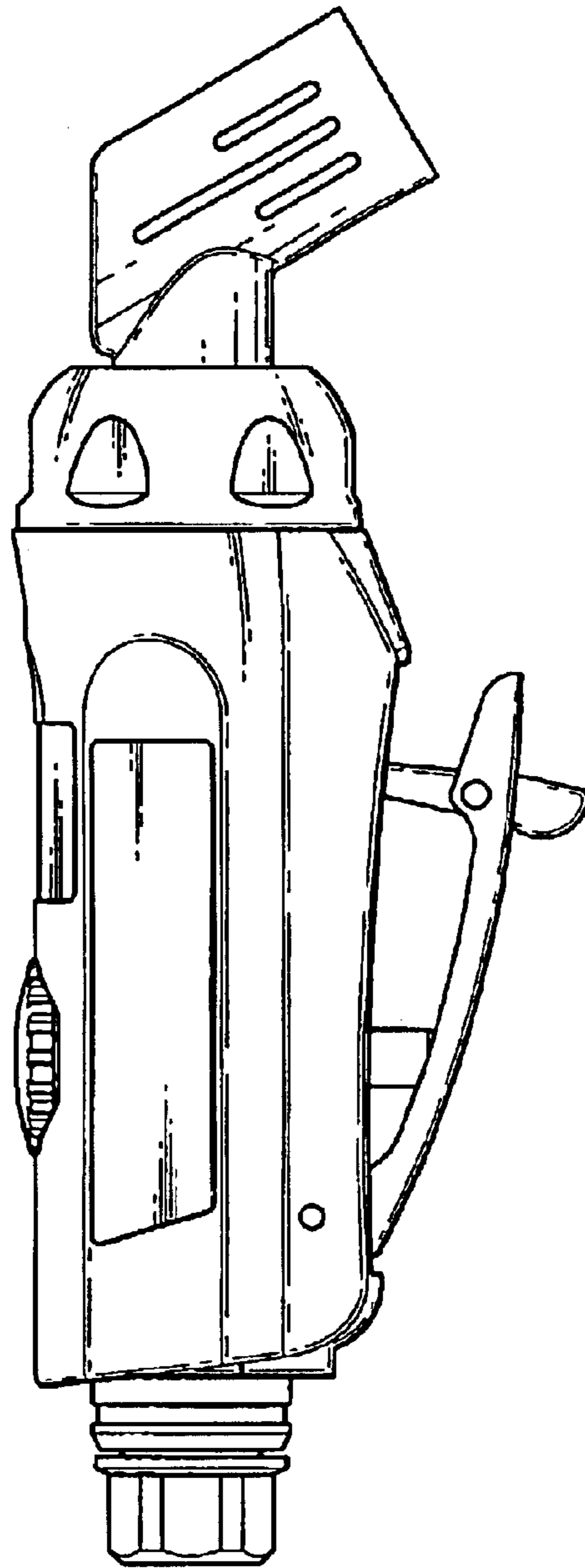


Fig. 4

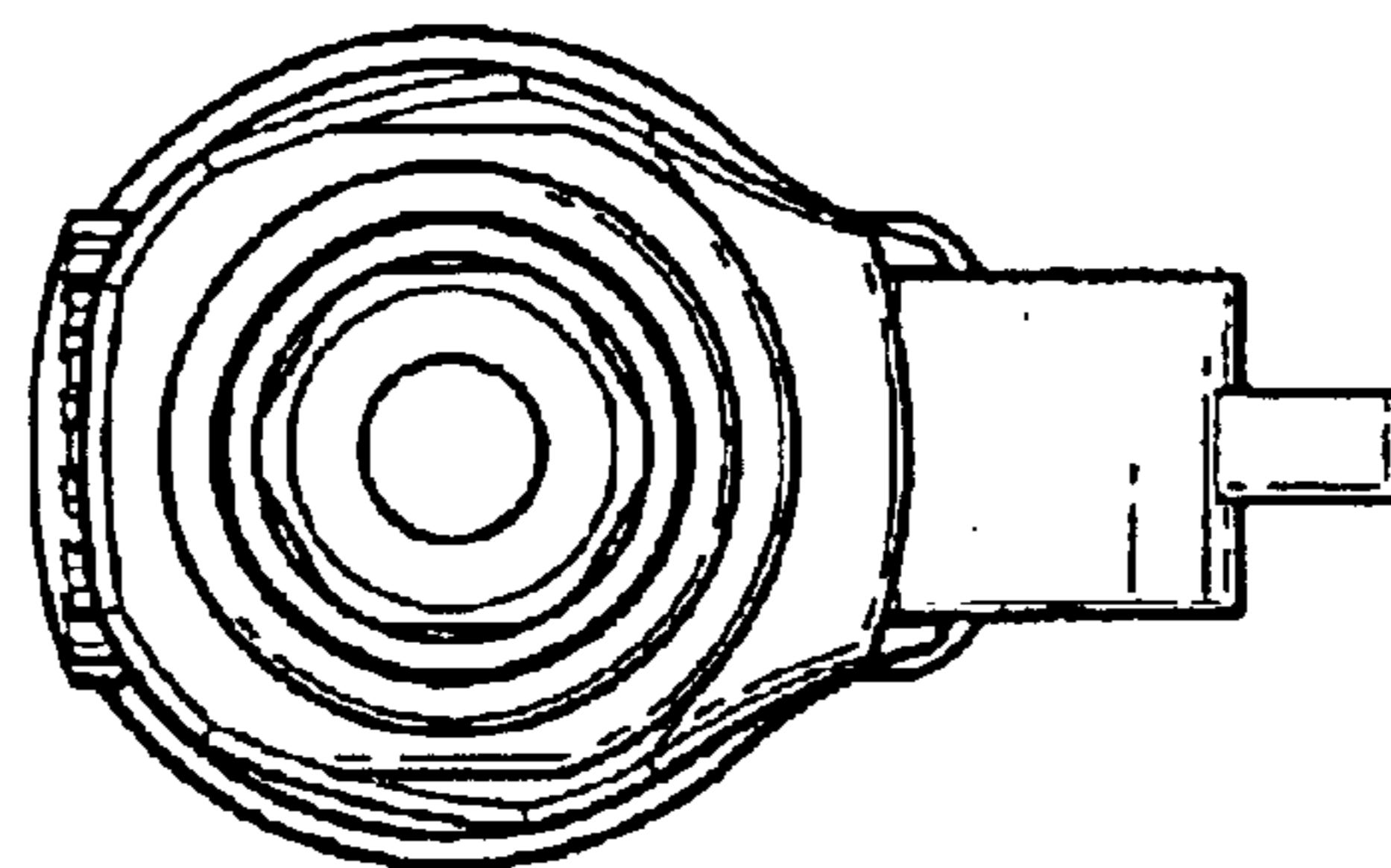


Fig. 5

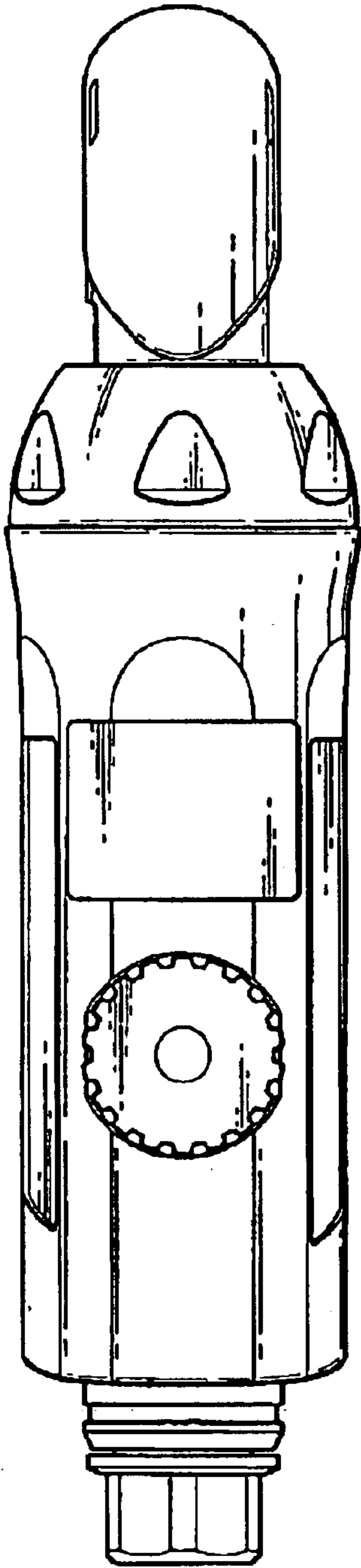


Fig. 6

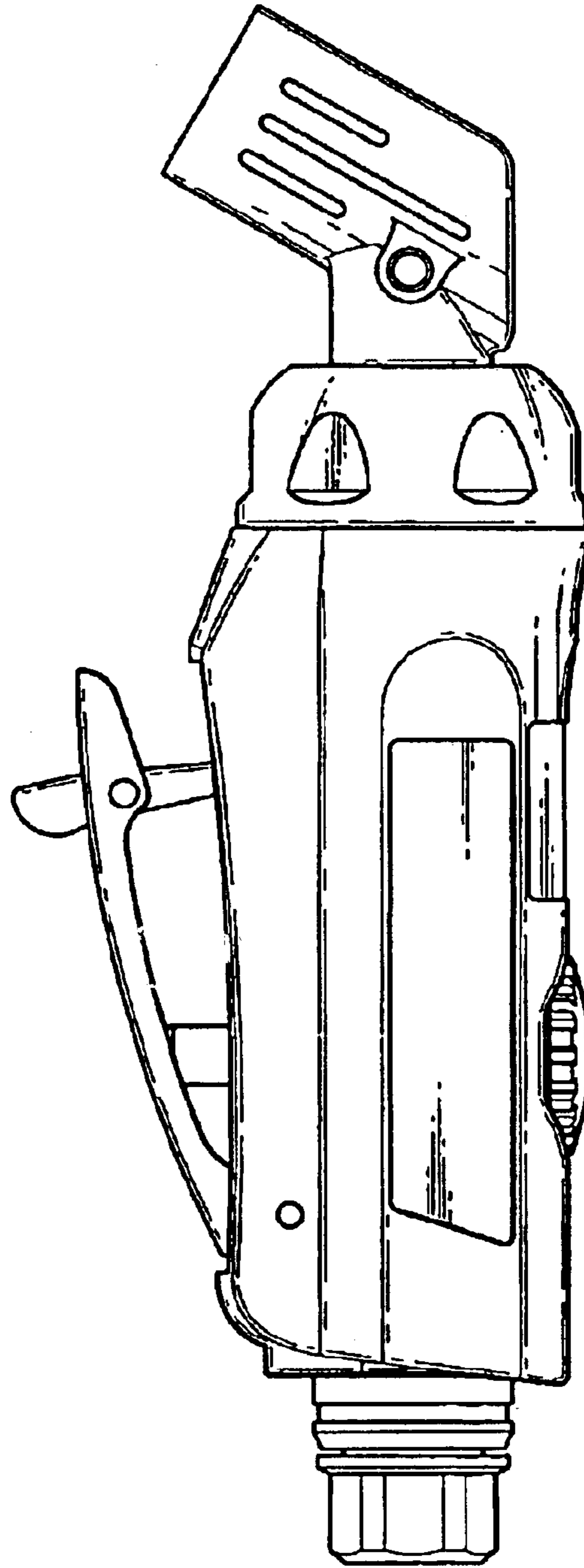


Fig. 7