

US00D492554S1

(12) **United States Design Patent** (10) **Patent No.:** **US D492,554 S**
Weiser et al. (45) **Date of Patent:** **** Jul. 6, 2004**

(54) **UNITARY WIRE STAKE**

(57) **CLAIM**

(75) Inventors: **Margaret Weiser**, Tarzana, CA (US);
Shari Weiser, Woodland Hills, CA (US)

The ornamental design for a unitary wire stake, as shown and described herein.

(73) Assignee: **Exhart Environmental Systems, Inc.**, Chatsworth, CA (US)

DESCRIPTION

(**) Term: **14 Years**

FIG. 1. Is a left side elevational view of our unitary wire stake with the right side elevational view being a mirror image thereof;

(21) Appl. No.: **29/181,879**

FIG. 2. Is a top plan view thereof;

(22) Filed: **May 16, 2003**

FIG. 3. Is a bottom plan view thereof;

(51) **LOC (7) Cl.** **08-01**

FIG. 4. Is a front elevational view thereof;

(52) **U.S. Cl.** **D8/1**

FIG. 5. Is a rear elevational view thereof;

(58) **Field of Search** D8/1; D11/147,
D11/157, 47-49, 57; 47/47, 41.01, 41.14,
41.15; 40/645; D29/43

FIG. 6. Is a left side elevational view of an alternate embodiment of our unitary wire stake with the right side elevational view being a mirror image thereof and with the dotted line showing being for illustrative purposes only and for which no claim is made;

(56) **References Cited**

FIG. 7. Is a top plan of the FIG. 6 embodiment with the dotted line showing being for illustrative purposes only and for which no claim is made;

U.S. PATENT DOCUMENTS

D23,514 S	*	7/1894	Theberath	D11/47
D121,209 S	*	6/1940	Katz	D11/57
D153,451 S	*	4/1949	Philippe	D11/57
D157,964 S	*	4/1950	Katz	D11/57
2,650,454 A	*	9/1953	Wurdinger	47/44
2,894,706 A	*	7/1959	Cappio	248/87
D451,049 S	*	11/2001	Bjornbråten	D11/143

FIG. 8. Is a bottom plan view of the FIG. 6 embodiment with the dotted line showing being for illustrative purposes only and for which no claim is made;

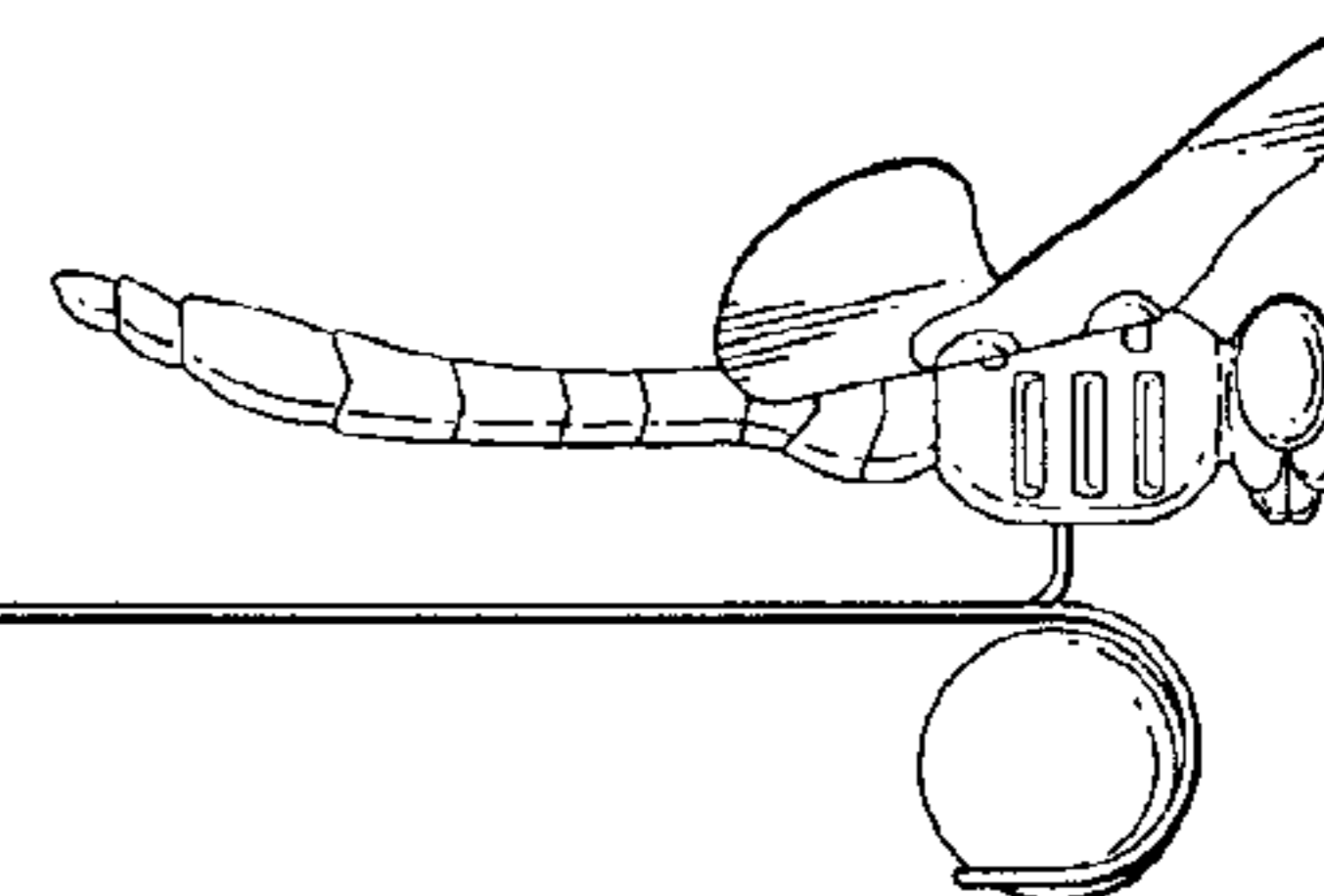
* cited by examiner

FIG. 9. Is a front elevational view of the FIG. 6 embodiment with the dotted line showing being for illustrative purposes only and for which no claim is made; and,

Primary Examiner—Holly Baynham
(74) *Attorney, Agent, or Firm*—Cislo & Thomas LLP

FIG. 10. Is a rear elevational view of the FIG. 6 embodiment with the dotted line showing being for illustrative purposes only and for which no claim is made.

1 Claim, 4 Drawing Sheets



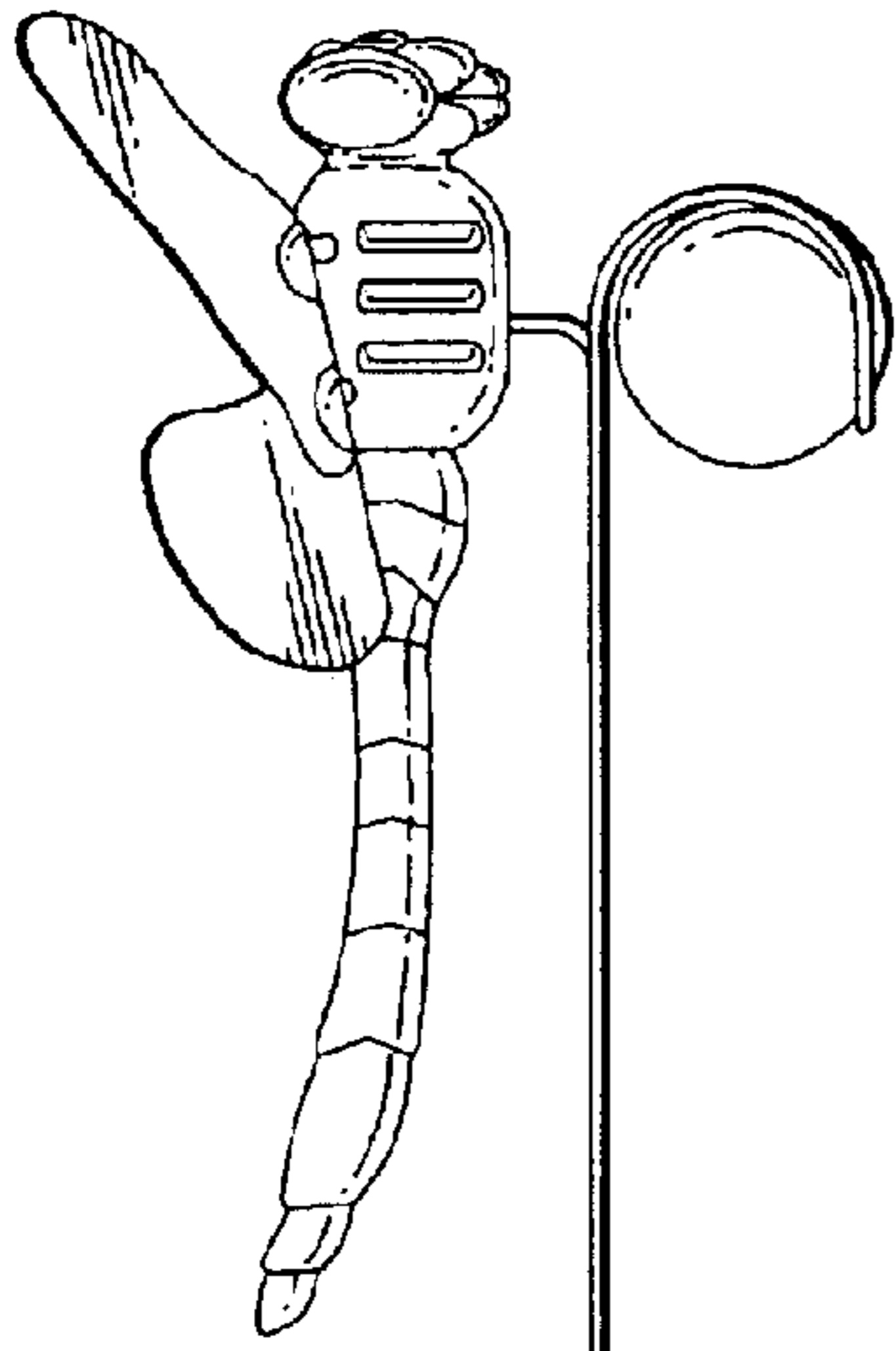


FIG. 1

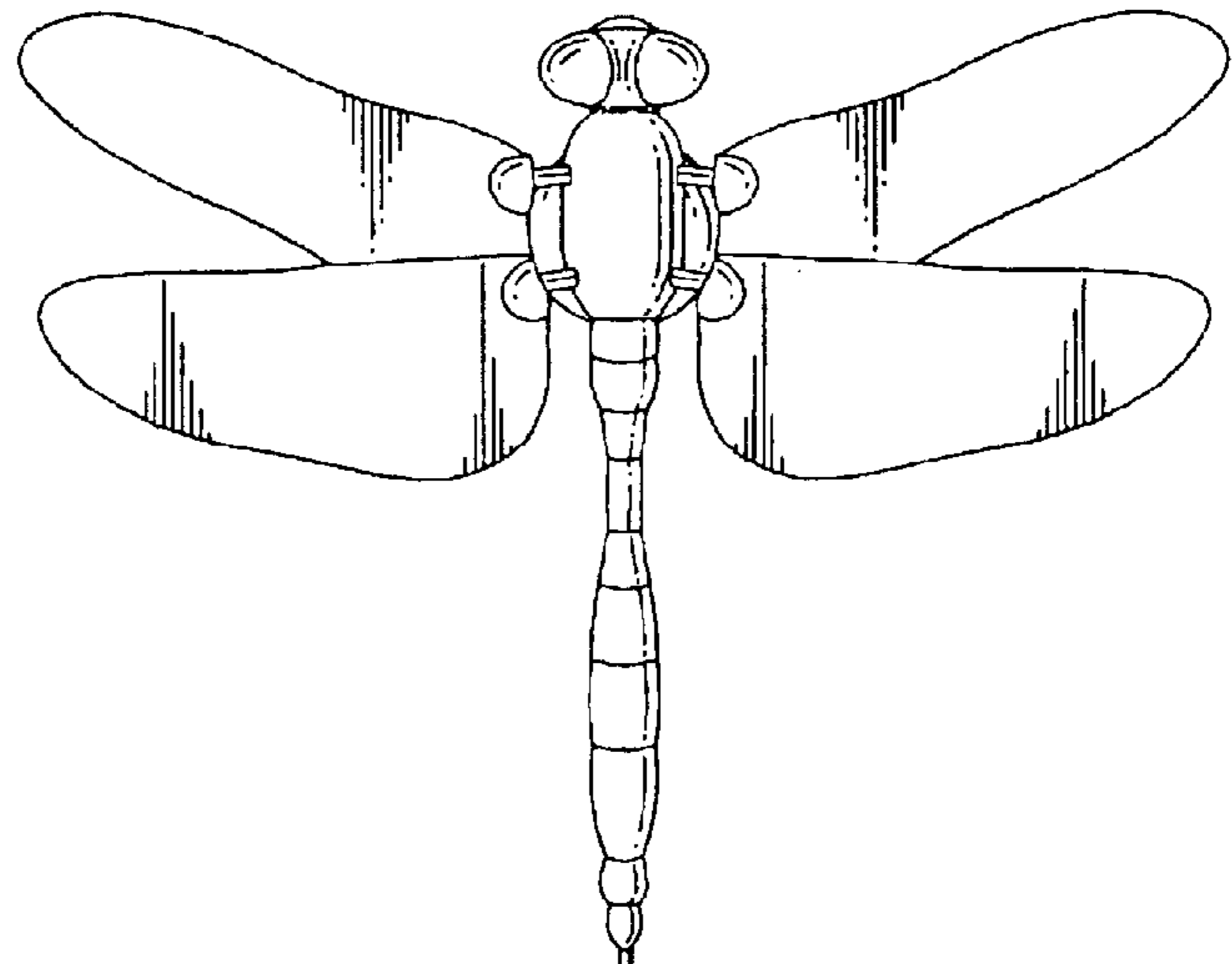


FIG. 2




FIG. 3

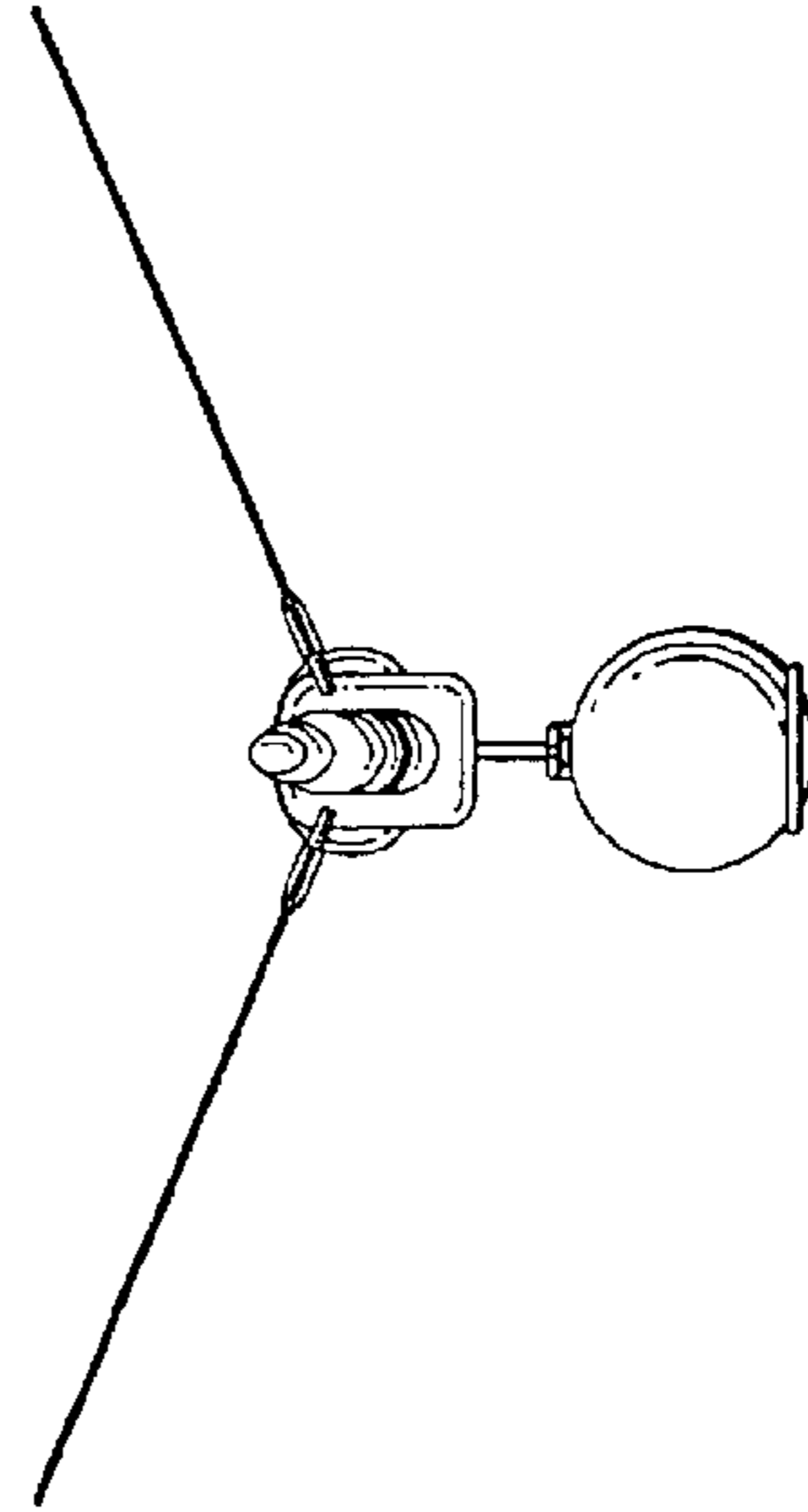


FIG. 5

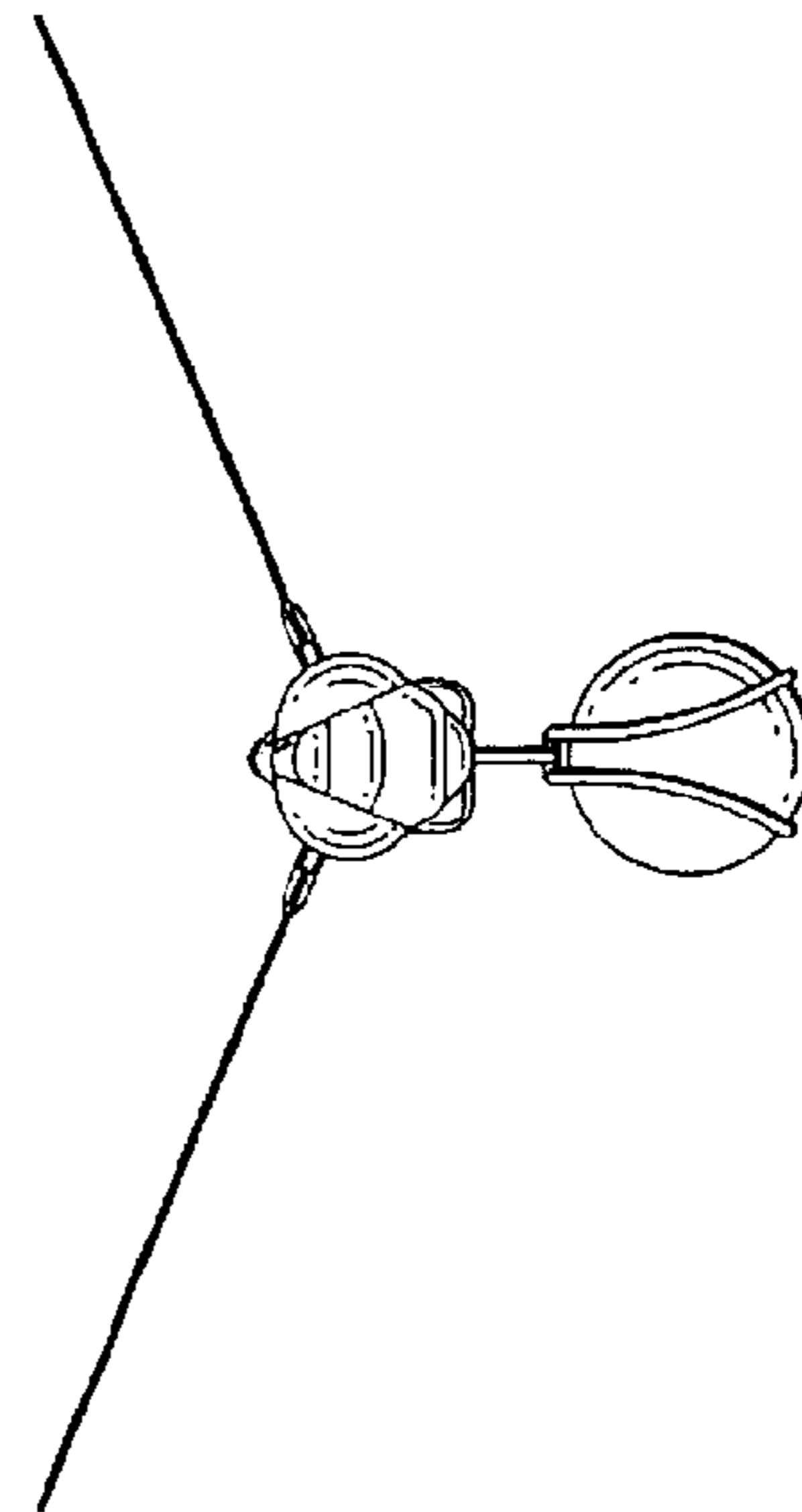


FIG. 4

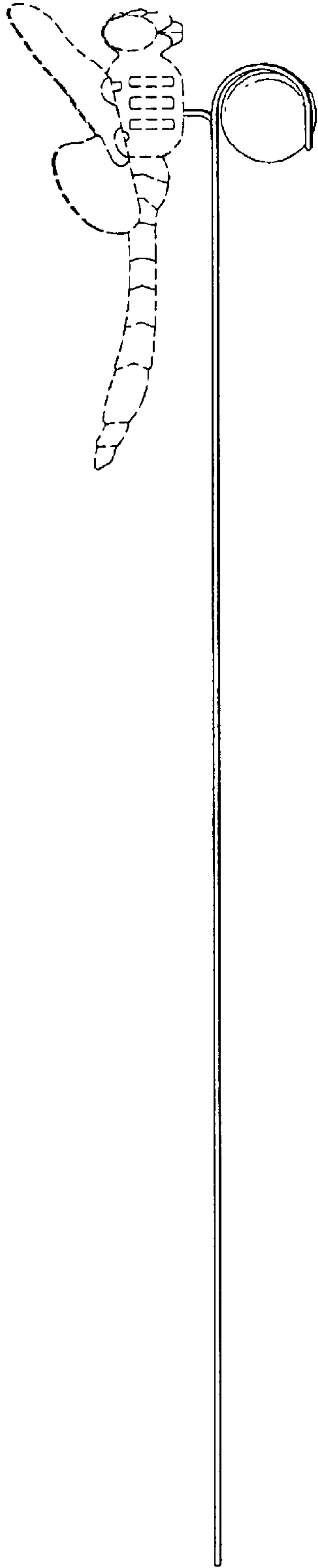


FIG. 6




FIG. 7




FIG. 8



FIG. 9

FIG. 10