

US00D492550S1

(12) **United States Design Patent**
Wong et al.

(10) **Patent No.:** **US D492,550 S**
(45) **Date of Patent:** **** Jul. 6, 2004**

(54) **BATTERY POWERED KNIFE WITH FINGER GUARD**

(75) Inventors: **Steve Wong**, Kowloon Bay (HK);
David Bean, St. Joseph, MI (US);
Neville Glenn, Brighton (CA); **William Rakocy**, Madison, CT (US)

(73) Assignee: **International Concepts, Inc.**, St. Joseph, MI (US)

(**) Term: **14 Years**

(21) Appl. No.: **29/182,249**

(22) Filed: **May 22, 2003**

Related U.S. Application Data

(63) Continuation of application No. 29/161,247, filed on May 24, 2002, now abandoned.

(51) **LOC (7) Cl.** **07-03**

(52) **U.S. Cl.** **D7/646**

(58) **Field of Search** D7/646; D8/41.36, D8/61, 64, 69; 30/272.1, 277.4, 393

(56) **References Cited**

U.S. PATENT DOCUMENTS

3,337,954 A	8/1967	Robison	
3,432,702 A	3/1969	Chambers	
3,533,600 A	10/1970	Gerson	
3,679,958 A	7/1972	Chambers	
3,934,340 A	1/1976	Jones et al.	
4,104,795 A	8/1978	Lopic	
4,191,917 A	3/1980	Brown et al.	
D276,406 S	* 11/1984	Johnson et al. D8/41
D286,969 S	* 12/1986	McCloskey D7/646
4,631,827 A	12/1986	Moore	

D289,600 S	*	5/1987	Thomas	D8/36
D289,963 S	*	5/1987	Thomas	D7/646
D295,139 S	*	4/1988	Ohnishi et al.	D8/41
5,230,155 A		7/1993	Pai		
5,590,469 A		1/1997	Hoover et al.		
D396,782 S	*	8/1998	Lallemant	D7/646
D411,785 S	*	7/1999	Uemura et al.	D7/646

OTHER PUBLICATIONS

Catalog, "American Angler: More power—faster cutting", 4 pages, undated.

[http://www.basspro-shops.com/servlet/catalog.TextId?hvarTextId=15929&hvarDept=100&hvarEv . . .](http://www.basspro-shops.com/servlet/catalog.TextId?hvarTextId=15929&hvarDept=100&hvarEv...), "Bass Pro Shops Outdoors Online Shopping", 1 page, Sep. 13, 2001.

* cited by examiner

Primary Examiner—Caron D. Veynar

(57) **CLAIM**

The ornamental design for a battery powered knife with finger guard, as shown and described.

DESCRIPTION

FIG. 1 is a perspective view of the battery powered knife with finger guard;

FIG. 2 is a top plan view of the battery powered knife with finger guard of FIG. 1;

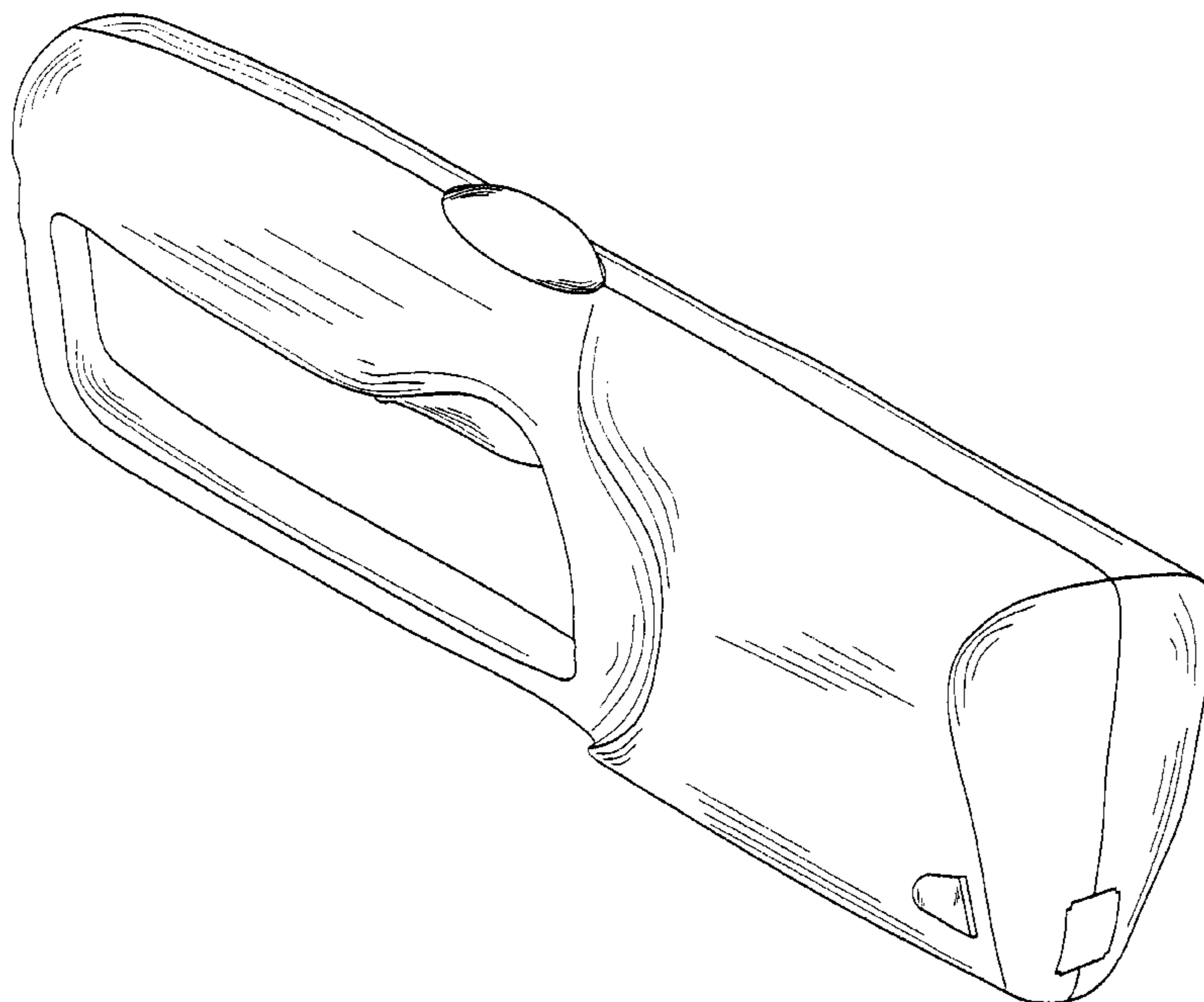
FIG. 3 is a lower plan view of the battery powered knife with finger guard of FIG. 1;

FIGS. 4 and 5 are right and left plans views, respectively, of the battery powered knife with finger guard of FIG. 1;

FIG. 6 is a front end view of the battery powered knife with finger guard of FIG. 1; and,

FIG. 7 is a rear plan view of the battery powered knife with finger guard of FIG. 1.

1 Claim, 6 Drawing Sheets



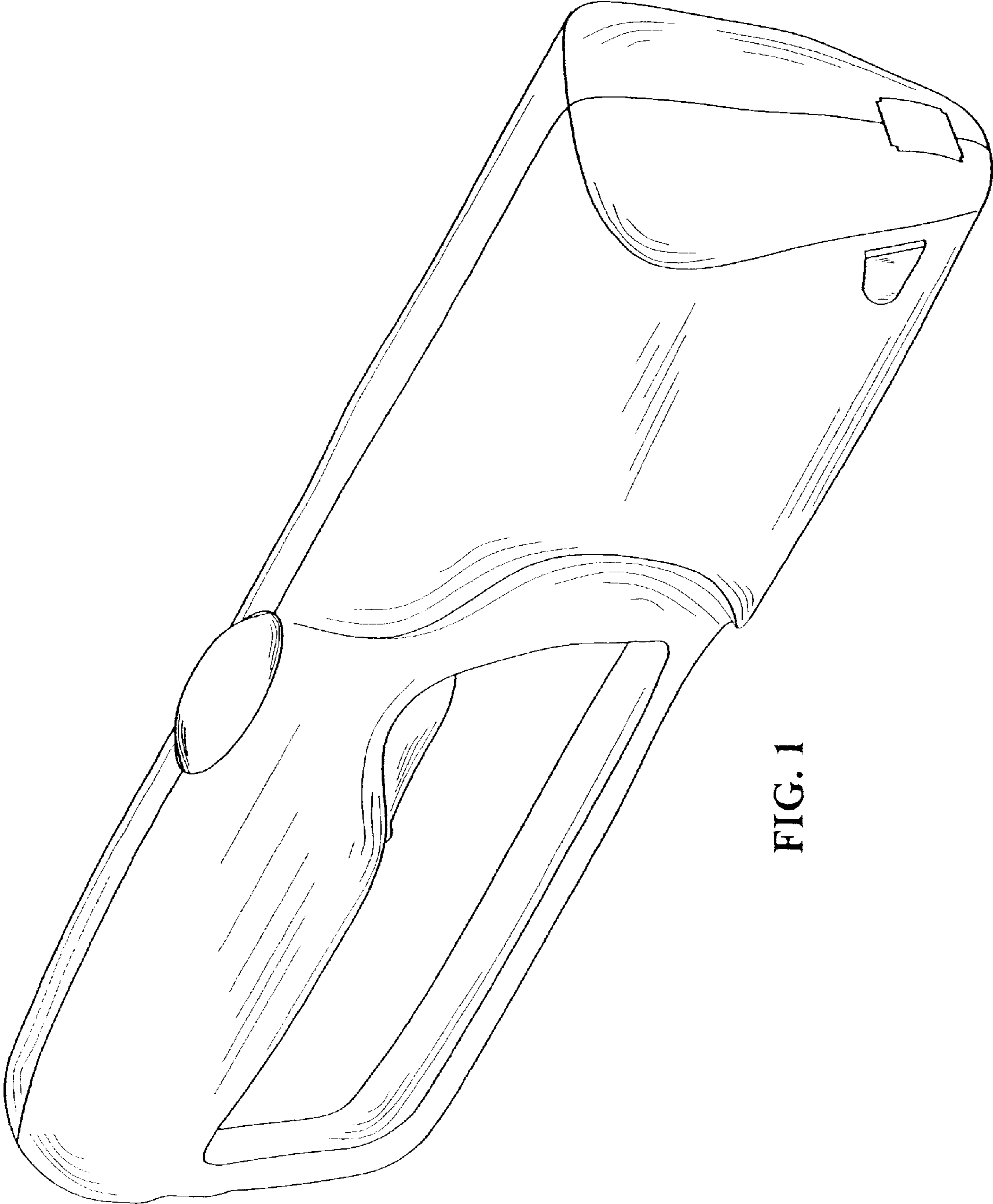


FIG. 1

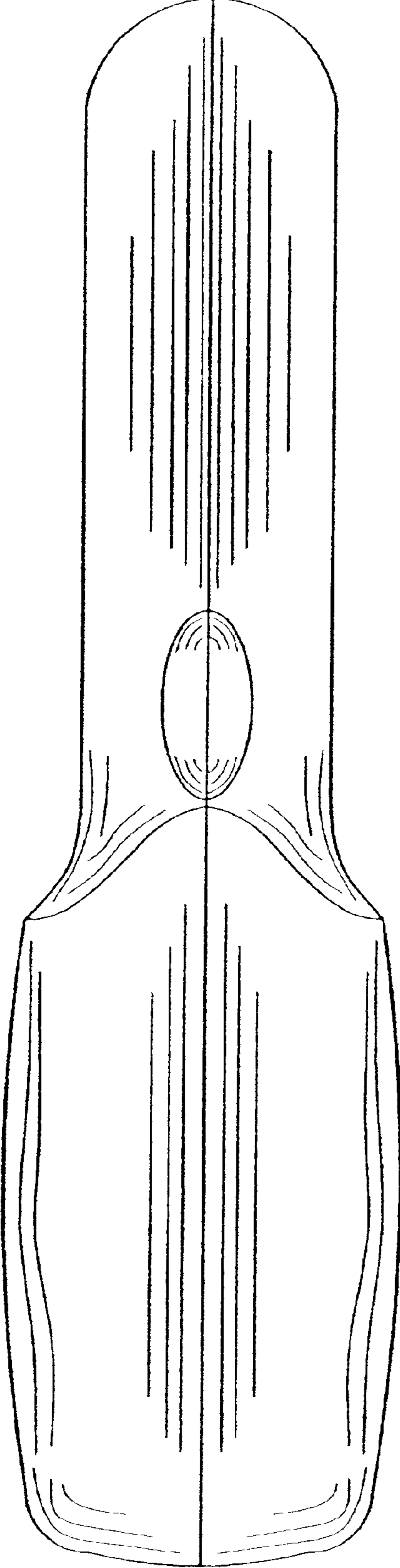


FIG. 2

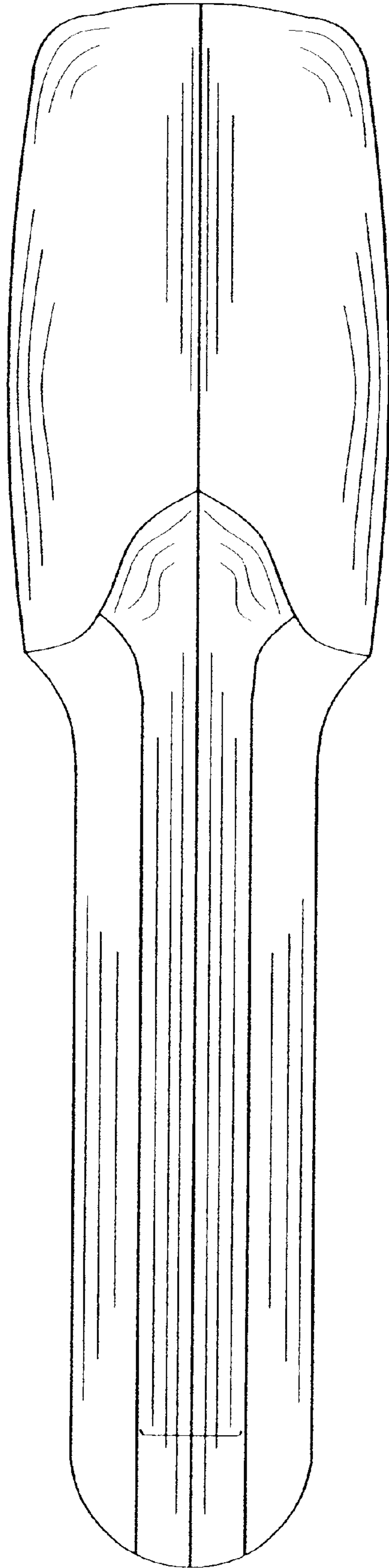


FIG. 3



FIG. 4

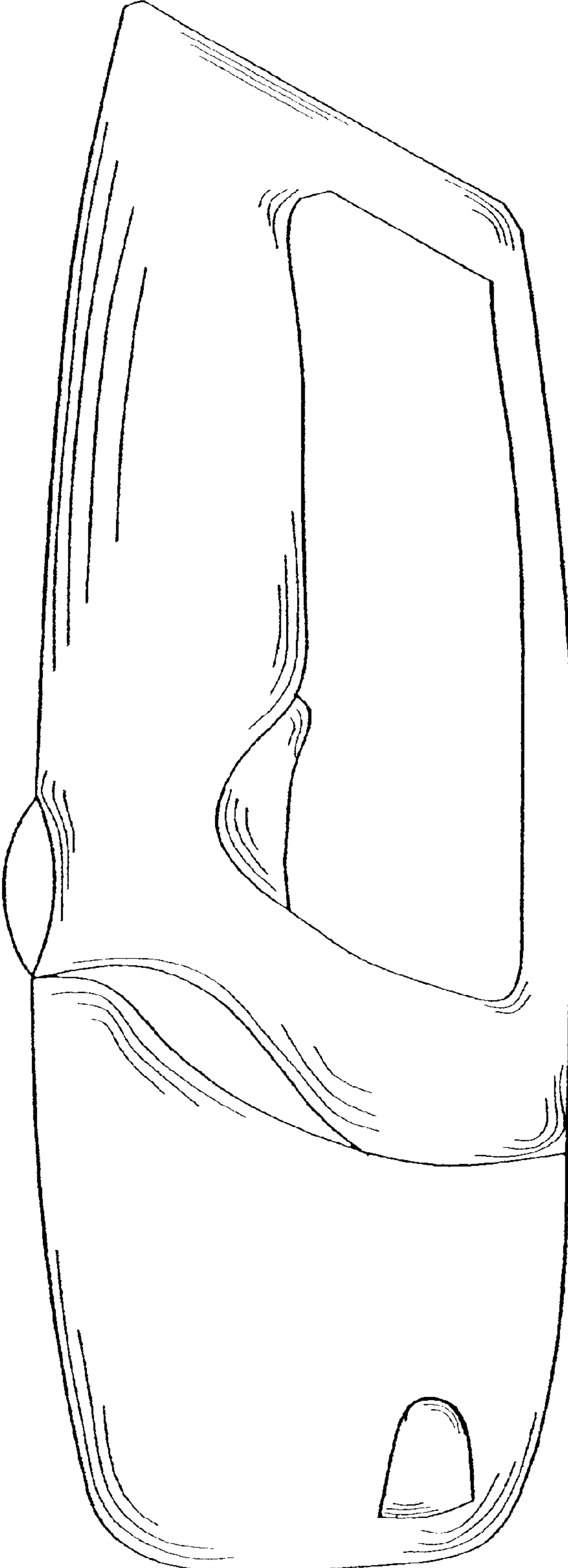


FIG. 5

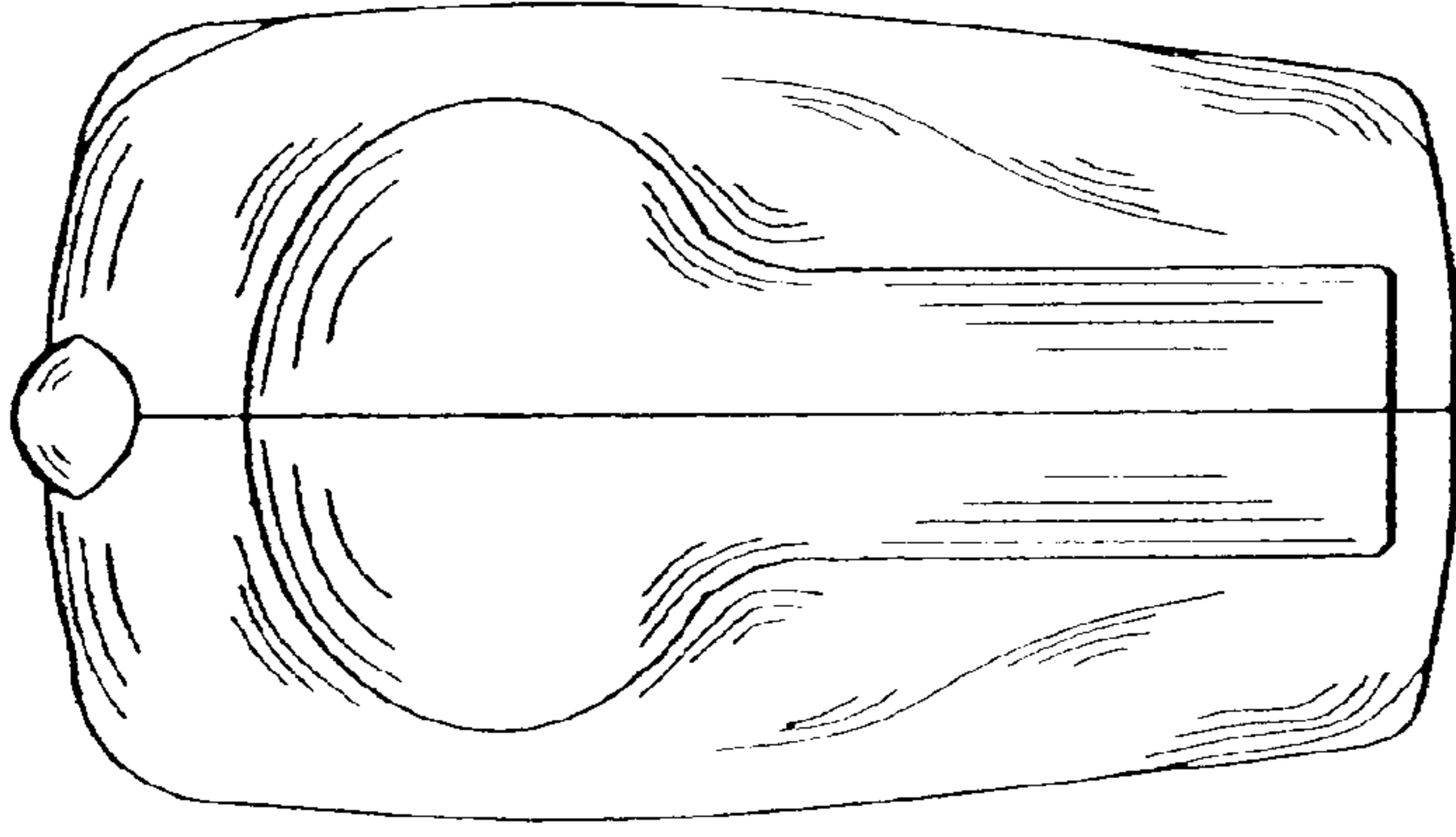


FIG. 6




FIG. 7