

US00D492548S1

(12) **United States Design Patent**
McGuyer

(10) **Patent No.: US D492,548 S**
(45) **Date of Patent: ** Jul. 6, 2004**

- (54) **COMBINED STORAGE UNIT AND ARRAY FOR MULTI-TOOL KITCHEN DEVICE**
- (75) Inventor: **Carter W. McGuyer**, Muscle Shoals, AL (US)
- (73) Assignee: **Robbins Industries, Inc.**, Florence, AL (US)
- (**) Term: **14 Years**

- 4,406,368 A 9/1983 Hermes
- 4,425,709 A 1/1984 Quenzi
- 4,432,137 A 2/1984 Okada
- 4,529,088 A 7/1985 Quong
- 4,579,489 A 4/1986 Sarantitis
- 4,619,363 A 10/1986 Wolfseder
- 4,870,754 A 10/1989 Chiou
- 4,941,232 A 7/1990 Decker et al.
- 4,953,862 A 9/1990 Uke et al.
- 5,105,953 A 4/1992 Finnegan
- 5,133,455 A 7/1992 Chow

- (21) Appl. No.: **29/170,161**
- (22) Filed: **Nov. 1, 2002**

(List continued on next page.)

Related U.S. Application Data

- (63) Continuation-in-part of application No. 29/164,208, filed on Jul. 19, 2002, now Pat. No. Des. 486,993.
- (51) **LOC (7) Cl.** **07-06**
- (52) **U.S. Cl.** **D7/637**
- (58) **Field of Search** D7/637-641; 206/557-567; 211/13.1, 70.7, 71.01, 88.01, 126.1, 126.7

Primary Examiner—Terry A. Wallace
(74) *Attorney, Agent, or Firm*—Kramer Levin Naftalis & Frankel LLP; Gregor N. Neff

(57) **CLAIM**

The ornamental design for a combined storage unit and array for multi-tool kitchen device, as shown and described.

(56) **References Cited**

U.S. PATENT DOCUMENTS

- 1,577,880 A 3/1926 Stuart
- D172,235 S 5/1954 Marino
- 2,682,950 A 7/1954 Mercer
- 3,135,383 A * 6/1964 Bloch 206/553
- 3,343,706 A 9/1967 Berend
- D211,899 S * 8/1968 Kriegel D7/637
- 3,490,601 A * 1/1970 Richard, Sr. et al. 211/70.7
- D221,291 S 7/1971 Futter et al.
- 3,796,454 A 3/1974 Williamson
- 3,839,793 A 10/1974 Crapio
- 3,842,534 A 10/1974 Walters
- 3,857,482 A 12/1974 Shelton
- 4,207,673 A 6/1980 DiGirolamo et al.
- 4,247,216 A 1/1981 Pansini

DESCRIPTION

FIG. 1 is a top perspective view of a combined storage unit and array for multi-tool kitchen device showing my new design, the broken lines are for illustrative purposes only and form no part of the claimed design;

FIG. 2 is a front elevation view of the top storage unit of FIG. 1;


FIG. 3 is a front elevation view of the bottom storage unit of FIG. 1;

FIG. 4 is a right side elevation view of the top storage unit of FIG. 1; and,

FIG. 5 is a right side elevation view of the bottom storage unit of FIG. 1.

The rear view of each unit is identical to the front side. The left side view of each of unit is identical to the right side. The storage units in FIGS. 2-5 are shown separately for clarity of illustration.

1 Claim, 1 Drawing Sheet



US D492,548 S

Page 2

U.S. PATENT DOCUMENTS

5,344,021 A	9/1994	Rose	5,829,099 A	11/1998	Kopelman et al.
5,385,230 A	1/1995	Nygaard	D407,929 S	4/1999	Woodring
5,409,560 A *	4/1995	Hammer et al. 206/564	5,918,751 A	7/1999	Kelly
5,441,152 A *	8/1995	Estes 206/562	5,933,918 A	8/1999	Wallays
5,479,708 A	1/1996	Thomas	D420,887 S	2/2000	Chen
5,535,484 A	7/1996	Gibson	6,115,921 A	9/2000	Garneau, Sr.
5,598,634 A	2/1997	Berns	6,129,433 A	10/2000	Rosenberg
5,737,803 A	4/1998	Tisdale	RE37,190 E	5/2001	Stowell et al.
5,752,968 A	5/1998	Jolly et al.	D444,029 S	6/2001	Wold et al.
5,810,187 A	9/1998	Woodring	6,467,622 B1	10/2002	Hull

* cited by examiner


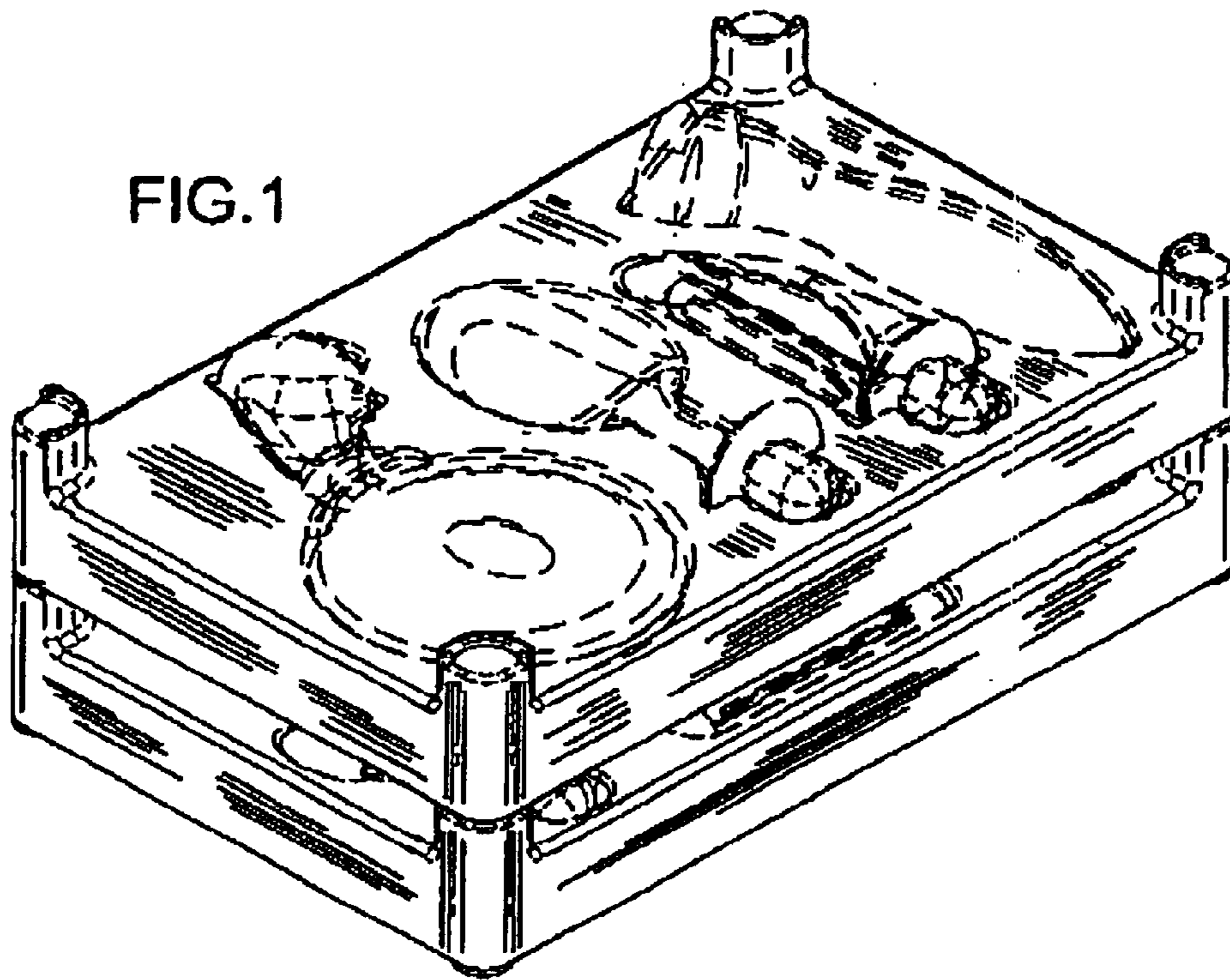


FIG.2

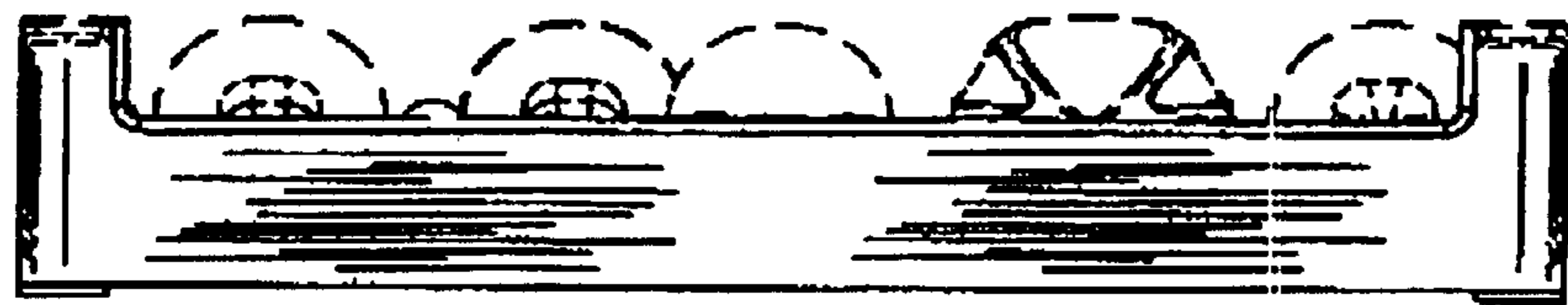


FIG.3




FIG.4



FIG.5