

US00D492543S1

(12) **United States Design Patent**
Munari

(10) **Patent No.:** **US D492,543 S**
(45) **Date of Patent:** **** Jul. 6, 2004**

(54) **HANDLE FOR A COOKING VESSEL**
(75) **Inventor:** **Marco Munari**, Cardano Al Campo (IT)

4,926,521 A 5/1990 Gagnepain
D331,171 S 11/1992 Berthet
D448,973 S 10/2001 Hay et al.
D452,631 S 1/2002 Knorr

(73) **Assignee:** **La Termoplastico F.B.M. S.r.l.**
(**) **Term:** **14 Years**

Primary Examiner—Terry A. Wallace
(74) *Attorney, Agent, or Firm*—Ladas & Parry

(21) **Appl. No.:** **29/192,644**
(22) **Filed:** **Oct. 28, 2003**

(57) **CLAIM**

The ornamental design for a handle for a cooking vessel, as shown and described.

Related U.S. Application Data

(62) Division of application No. 29/171,965, filed on Dec. 3, 2002, now Pat. No. Des. 483,990.

(30) **Foreign Application Priority Data**

Jun. 6, 2002 (WO) DM/060 373

(51) **LOC (7) Cl.** **07-02**

(52) **U.S. Cl.** **D7/395**

(58) **Field of Search** D7/395, 393, 354-361;
D8/97, 107; 16/110.1, 430, 431; 220/573.1-573.5,
912

DESCRIPTION

FIG. 1 is a top plan view of a handle for a cooking vessel showing my new design;

FIG. 2 is a right side view thereof, the left side view being a mirror image;

FIG. 3 is a bottom plan view thereof;

FIG. 4 is a front view thereof;

FIG. 5 is a rear view thereof; and,

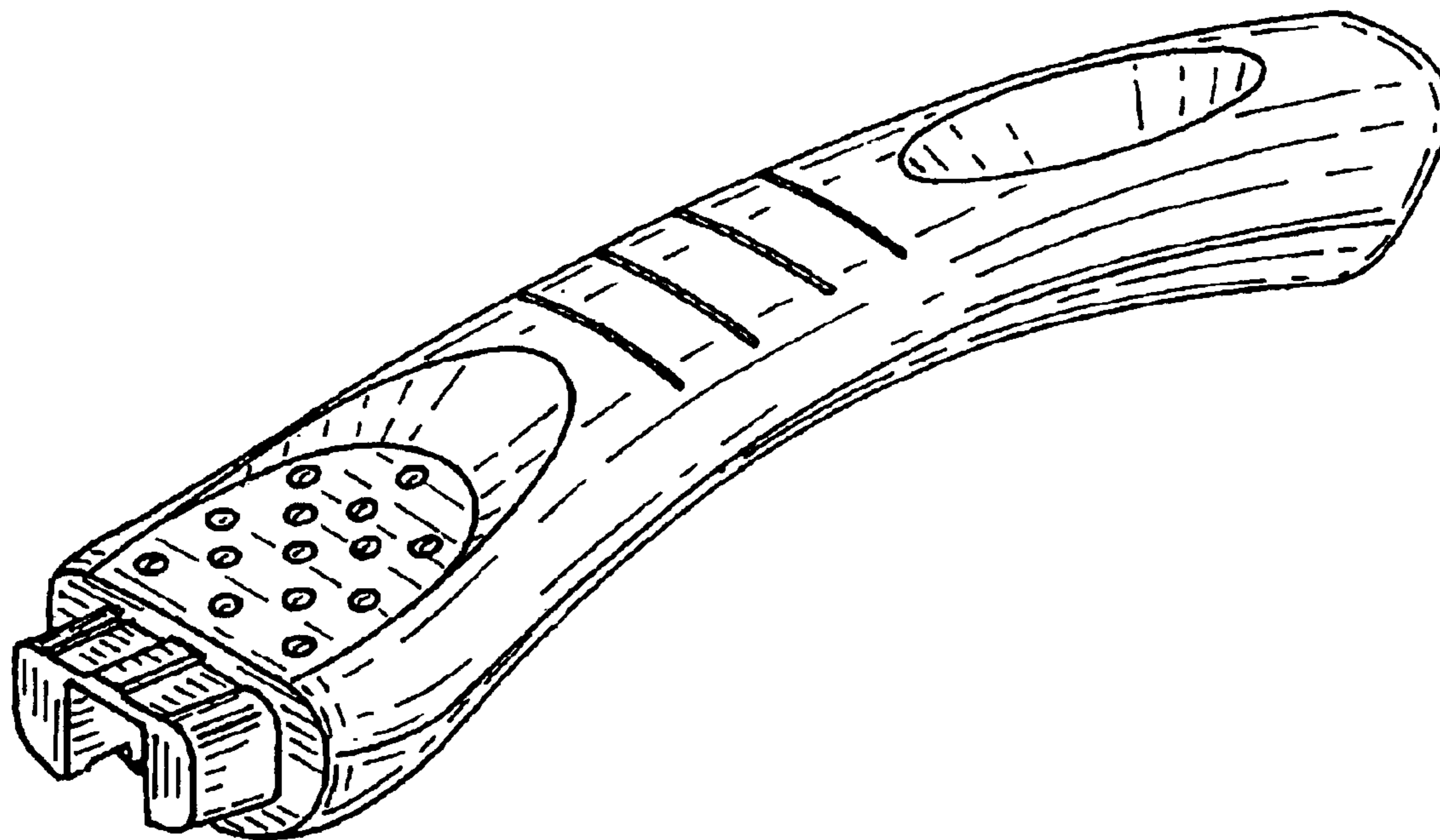
FIG. 6 is a top, side perspective view thereof.

(56) **References Cited**

U.S. PATENT DOCUMENTS

D191,876 S 12/1961 Hvale

1 Claim, 2 Drawing Sheets



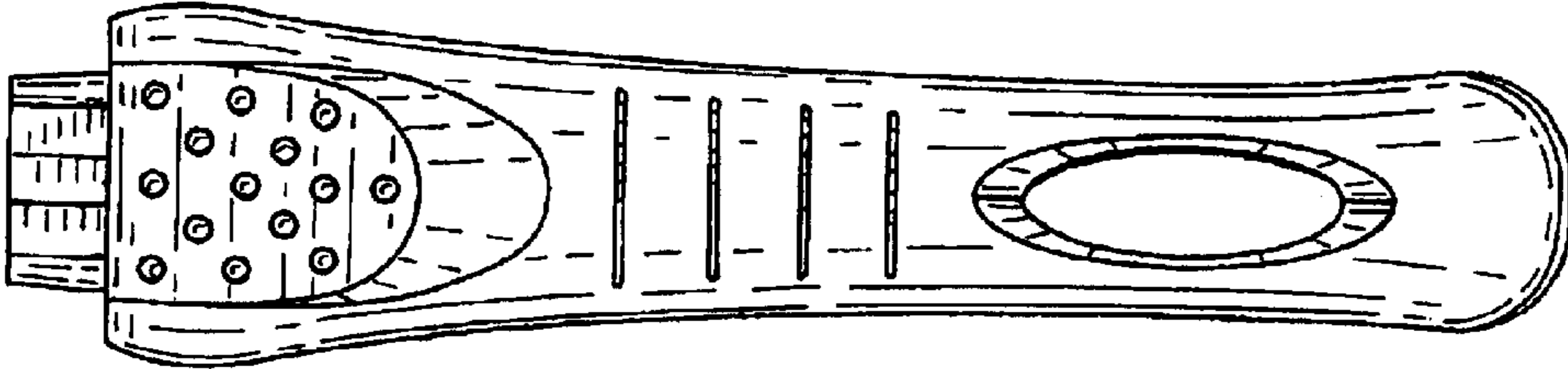


FIG. 1




FIG. 2




FIG. 3

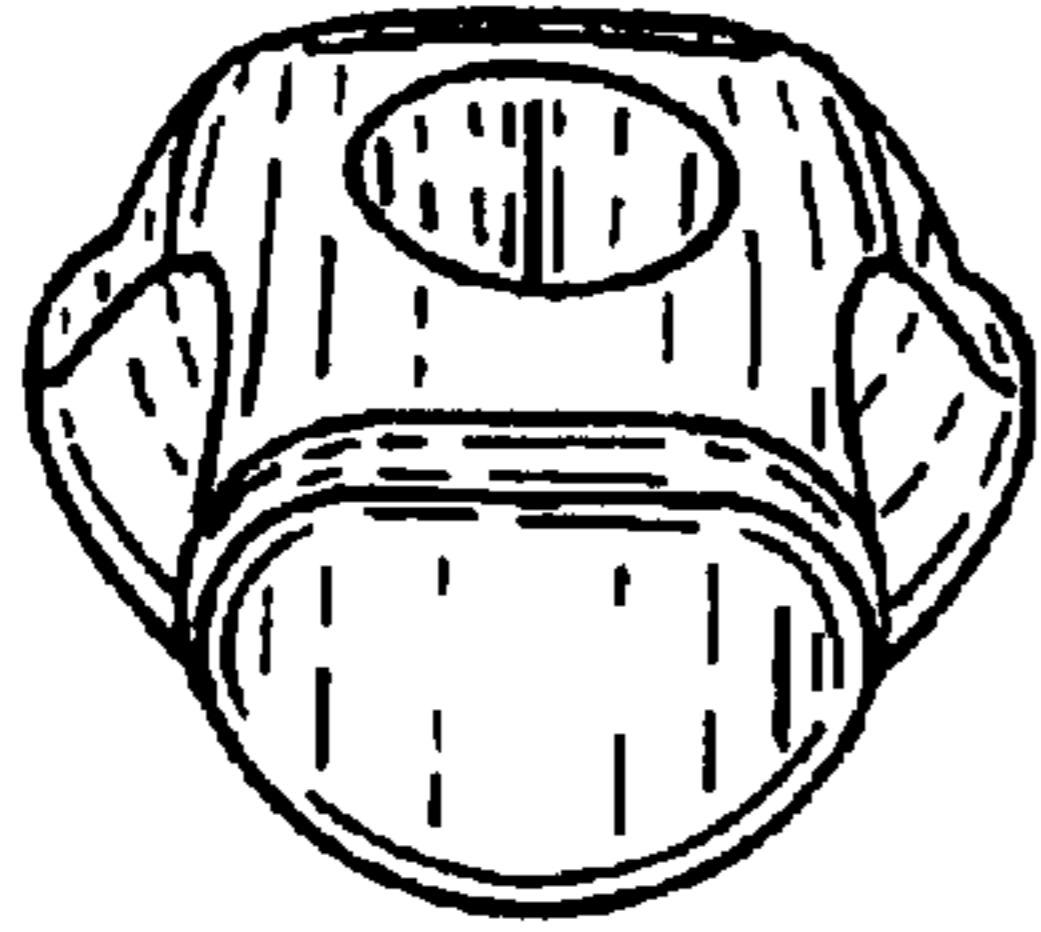


FIG. 4




FIG. 5

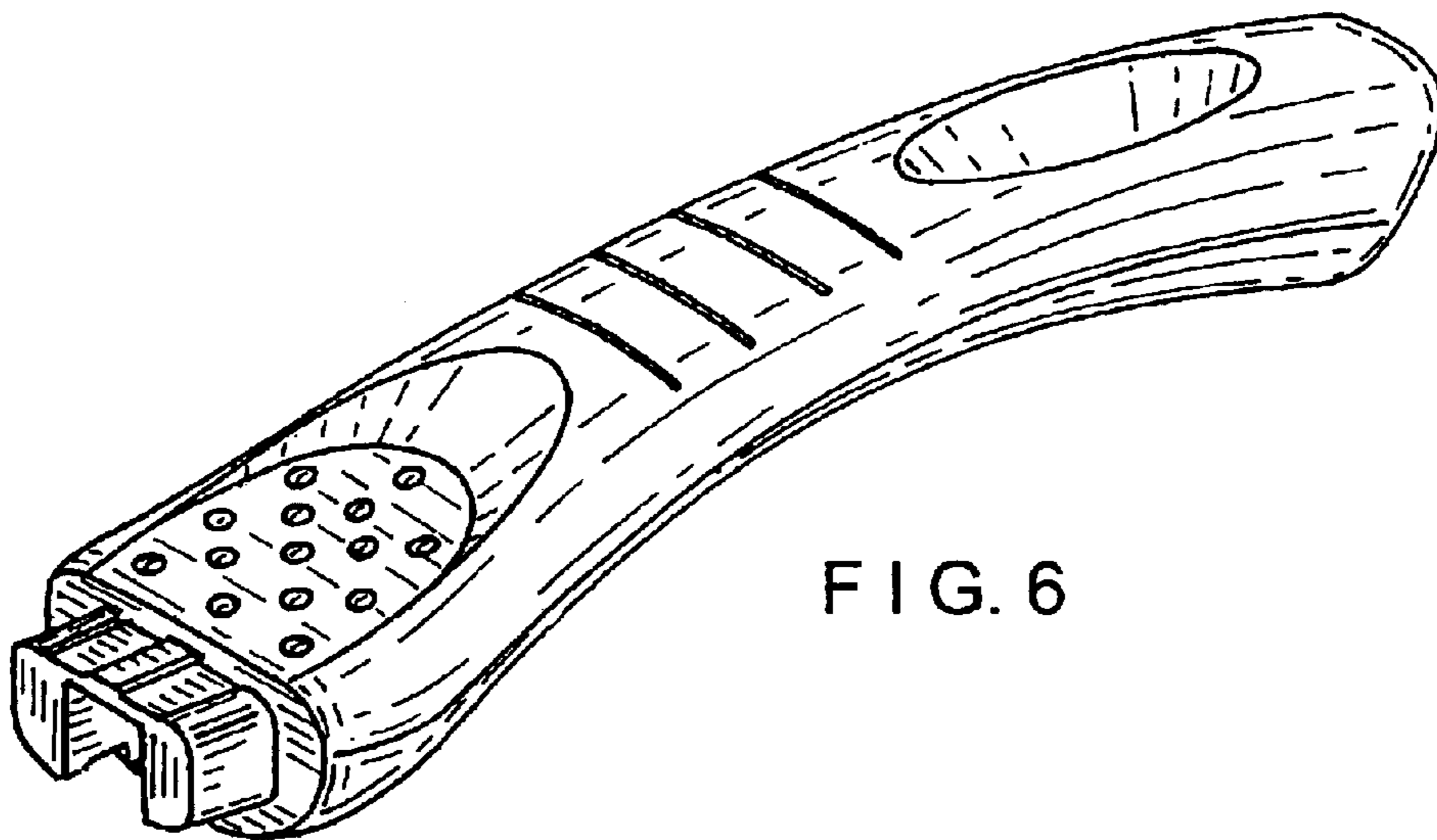


FIG. 6